




MARITIMA LIFESTYLE



*At Maritima we get
inspired by the marine world*

INDEX



| | |
|------------|----|
| ESCAMA | 08 |
| ALPHA | 16 |
| ASTRO | 24 |
| ECLIPSE | 30 |
| ZENITH | 34 |
| ROBINSON | 42 |
| ATLANTIC | 48 |
| RUMBO | 50 |
| CASCADE | 56 |
| IMPERIAL | 60 |
| NAVIGATOR | 64 |
| ILUMINATOR | 68 |



Maritima...

by

Monopole Cerámica

🇪🇸 Maritima Ceramics fue creada por Monopole Lab S.L. como la materialización de una marca de lujo con estilo mariner. En Maritima creamos nuestras colecciones para los apasionados del mar y de los espacios sofisticados, siendo capaces de hacer realidad cualquier sueño o deseo. "Ocean Lifestyle" es el lema de nuestra marca.

Maritima nace con la promesa de ofrecer productos de alta calidad con diseño y estilo únicos, así como los clásicos de siempre que nunca pasan de moda. Si aprecias la calidad y el estilo original, si te gusta el mar y quieres trasladar su atmósfera a tu hogar, las colecciones de Maritima Ceramics ¡están hechas para ti!

🇫🇷 Maritima Ceramics a été créée par Monopole Lab S.L. comme la matérialisation d'une marque de luxe au style marin. Chez Maritima, nous créons collections pour les amoureux de la mer et des espaces sophistiqués, capables de réaliser n'importe quel rêve ou souhait. "Ocean Lifestyle" est la devise de notre marque.

Maritima est née avec la promesse d'offrir des produits de haute qualité avec un design et un style uniques, ainsi que des classiques intemporels qui ne se démodent jamais.

Si vous appréciez la qualité et le style original, si vous aimez la mer et souhaitez apporter son ambiance chez vous, les collections de Maritima Ceramics sont faites pour vous!

🇺🇸 Maritima Ceramics was created by Monopole Lab S.L. as the materialization of a luxury brand with a maritime style. At Maritima we create collections for lovers of the sea and sophisticated spaces, being able to make any dream or wish come true. "Ocean Lifestyle" is the motto of our brand.

Maritima was born with the promise of offering high-quality products with unique design and style, as well as timeless classics that never go out of style.

If you value quality and original style, if you adore the sea and want to bring this atmosphere to your home, Maritima Ceramics collections are made for you!

🇷🇺 Maritima Ceramics была создана Monopole Lab S.L. как люксовый бренд в морском стиле. В Maritima мы создаем коллекции для любителей моря и изысканных пространств, способные воплотить в жизнь любую мечту или желание. «Ocean Lifestyle» - девиз нашего бренда.


Maritima была рождена с обещанием предлагать высококачественные продукты с уникальным дизайном и стилем, а также вневременные классики, которые никогда не выходят из моды.

Если вы цените качество и оригинальный стиль, любите море и хотите перенести его атмосферу в свой дом, коллекции Maritima Ceramics созданы для вас!





For special people



HORIZON COLLECTION



Escama Blanco 14x16 / Escama Esmeralda 14x16
Escama Azul 14x16 / Escama Relieve Azul 14x16

ESCAMA

14x16 / 5x5,5"



Escama Blanco 14x16 / **X08**



Escama Gris 14x16 / **X08**



Escama Rosa 14x16 / **X08**




Escama Aqua 14x16 / **X08**



Escama Relieve Blanco
14x16 / **X09**



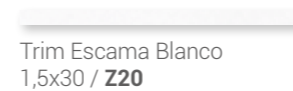
Escama Relieve Gris
14x16 / **X09**



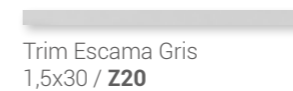
Escama Relieve Rosa
14x16 / **X09**



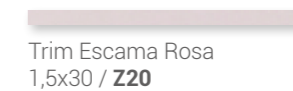
Escama Relieve Aqua
14x16 / **X09**



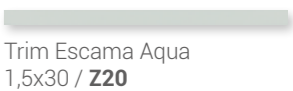
Trim Escama Blanco
1,5x30 / **Z20**




Trim Escama Gris
1,5x30 / **Z20**



Trim Escama Rosa
1,5x30 / **Z20**



Trim Escama Aqua
1,5x30 / **Z20**



Escama Azul 14x16 / **X08**




Escama Esmeralda 14x16 / **X08**




Escama Azul Marino 14x16 / **X08**




Escama Cobalto 14x16 / **X12**




Escama Relieve Azul
14x16 / **X09**



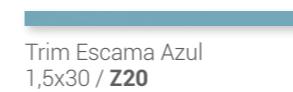
Escama Relieve Esmeralda
14x16 / **X09**



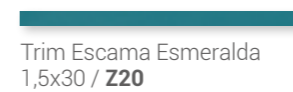
Escama Relieve Azul Marino
14x16 / **X09**



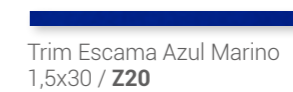
Escama Relieve Cobalto
14x16 / **X13**



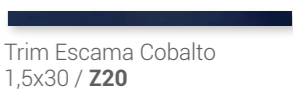
Trim Escama Azul
1,5x30 / **Z20**




Trim Escama Esmeralda
1,5x30 / **Z20**



Trim Escama Azul Marino
1,5x30 / **Z20**




Trim Escama Cobalto
1,5x30 / **Z20**




Escama Oro
14x16 / **Z21 ***



Escama Oro Relieve
14x16 / **Z22 ***



Escama Plata
14x16 / **Z21 ***



Escama Plata Relieve
14x16 / **Z22 ***

* Bajo pedido / Upon request



Escama Blanco 14x16 / Escama Aqua 14x16
Escama Esmeralda 14x16 / Escama Relieve Esmeralda 14x16
Escama Azul 14x16 / Escama Relieve Azul 14x16



Escama Blanco 14x16 / Escama Azul Marino 14x16 / Escama Relieve Azul Marino 14x16 / Escama Plata Relieve 14x16



Escama Blanco 14x16 / Escama Relieve Blanco 14x16 / Escama Azul 14x16 / Escama Relieve Azul 14x16



Escama Blanco 14x16 / Escama Rosa 14x16 / Escama Relieve Rosa 14x16



Escama Cobalto 14x16 / Escama Relieve Cobalto 14x16



Escama Gris 14x16



Alpha Gold / Alpha Dark Grey / Alpha White 11,5x13

ALPHA

11,5x13 / 4x5"



Alpha White 11,5x13 / X14

Trim Alpha White 1,2x27 / Z14



Alpha Cream 11,5x13 / X14

Trim Alpha Cream 1,2x27 / Z14



Alpha Aloe 11,5x13 / X14

Trim Alpha Aloe 1,2x27 / Z14



Alpha Green 11,5x13 / X15

Trim Alpha Green 1,2x27 / Z14



Alpha Blue 11,5x13 / X15

Trim Alpha Blue 1,2x27 / Z14



Alpha Pink 11,5x13 / X14

Trim Alpha Pink 1,2x27 / Z14



Alpha Light Grey 11,5x13 / X14

Trim Alpha Light Grey 1,2x27 / Z14



Alpha Dark Grey 11,5x13 / X15

Trim Alpha Dark Grey 1,2x27 / Z14



Alpha Gold 11,5x13 / Z23 *



Alpha Silver 11,5x13 / Z23 *

* Bajo pedido / Upon request



Alpha White / Alpha Blue 11,5x13



Alpha White / Alpha Gold 11,5x13



Alpha Green / Alpha Aloe / Alpha Dark Grey 11,5x13




Alpha Pink / Alpha White 11,5x13



Alpha Light Grey 11,5x13



Alpha Blue / Alpha Silver 11,5x13



Alpha Green / Alpha Aloe 11,5x13



Base Astro White 20x24 / Base Astro Blue 20x24

ASTRO


20x24 / 8x9"



Base Astro White 20x24 / X01



Base Astro Blue 20x24 / X01



Decor Astro White 20x24 / X10



Decor Astro Blue 20x24 / X10



Base Astro White 20x24 / Base Astro Blue 20x24



Base Astro White 20x24 / Base Astro Blue 20x24 / Decor Astro Blue 20x24



Base Astro White 20x24 / Decor Astro Blue 20x24
Escama Azul 14x16 / Escama Blanco 14x16



Base Astro White 20x24 / Decor Astro Blue 20x24



Base Astro White 20x24 / Base Astro Blue 20x24



Base Astro White 20x24 / Decor Astro White 20x24 / Decor Astro Blue 20x24




Decor Astro White 20x24 / Decor Astro Blue 20x24



Decor Eclipse Blue Silver Bisel 10x30 / Eclipse White Brillo Bisel 10x30

ECLIPSE

10x30 / 4x12"



Eclipse White Brillo Bisel / X03



Eclipse Sky Blue Brillo Bisel / X03



Eclipse Blue Brillo Bisel / X03



Decor Eclipse White Gold Bisel / Z17




Decor Eclipse Sky Blue Gold Bisel / Z17



Decor Eclipse Blue Gold Bisel / Z17



Decor Eclipse White Silver Bisel / Z17



Decor Eclipse Sky Blue Silver Bisel / Z17



Decor Eclipse Blue Silver Bisel / Z17




Cupidón Oro Bisel / D24



Cupidón Plata Bisel / D24



Decor Eclipse Sky Blue Gold Bisel 10x30




Eclipse Blue Brillo Bisel 10x30 / Eclipse White Brillo Bisel 10x30 / Cupidón Oro Bisel 10x30




Zenith Blue - Decor Zenith Silver White 10x30

ZENITH

10x30 / 4x12"



Zenith White / X03



Zenith Sky Blue / X03



Zenith Blue / X03



Decor Zenith Gold White / Z16



Decor Zenith Gold Sky Blue / Z16



Decor Zenith Gold Blue / Z16



Decor Zenith Silver White / Z16



Decor Zenith Silver Sky Blue / Z16



Decor Zenith Silver Blue / Z16



Cupidón Oro Liso / D24



Cupidón Plata Liso / D24



Decor Zenith Gold White - Cupidón Oro Liso 10x30




Decor Zenith Silver White 10x30 / Decor Zenith Silver Blue 10x30



Zenith White 10x30 / Decor Zenith Gold Sky Blue 10x30



For sea lovers



ROBINSON COLLECTION



Base Jamaica Blanco Brillo 30x90 / Conjunto Robinson - A + B (set 4 pzas.) 120x90

ROBINSON


30x90 / 12x36"



Conjunto Robinson - A (set 4 pzas.)
120x90 — Rectified tiles / **Z15**



Conjunto Robinson - B (set 4 pzas.)
120x90 — Rectified tiles / **Z15**



Base Jamaica Blanco Brillo
30x90 — Rectified tiles / **X06**



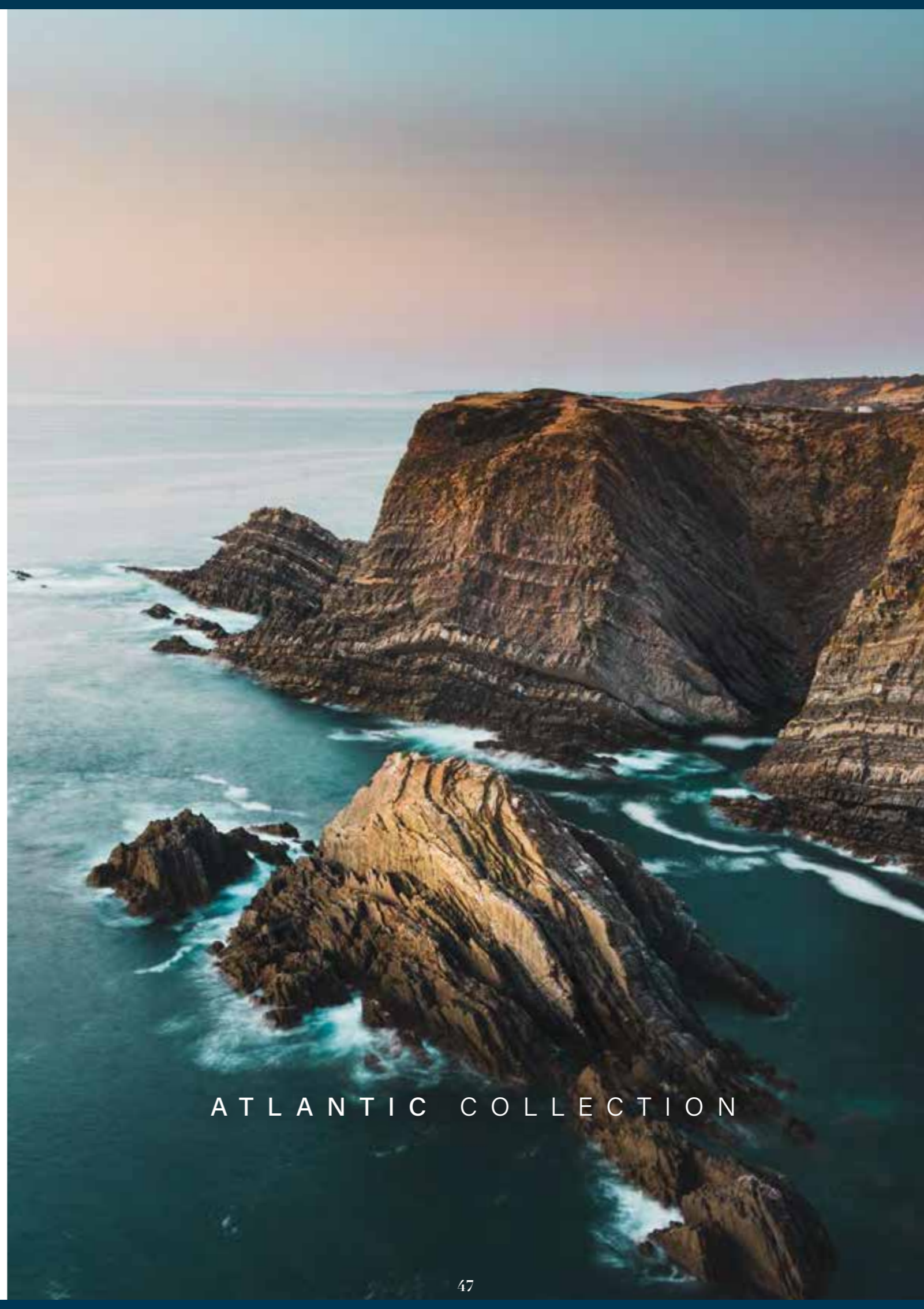
Cenefa Robinson
10x30 — Rectified tiles / **Z05**



Base Jamaica Blanco Brillo 30x90 / Conjunto Robinson - A (set 4 pzas.) 120x90
30x90 Cenefa Robinson 10x30



Inspired by oceans



ATLANTIC COLLECTION



Atlantic Virazon 30x90 / Atlantic Aire 30x90




Atlantic Aire 30x90 / Atlantic Celeste 30x90

ATLANTIC

30x90 / 12x36"



Atlantic Aire
30x90 — Rectified tiles / **X04**



Atlantic Aqua
30x90 — Rectified tiles / **X04**



Atlantic Celeste
30x90 — Rectified tiles / **X05**



Atlantic Virazon
30x90 — Rectified tiles / **X05**



Atlantic Aire 30x90 / Atlantic Aqua 30x90 / Ventana Atlantic Aire 30x90 / Listelo Rumbo Aqua 6x30
Cenefa Deriva Aqua 15x30 / Zócalo Rumbo Aqua / Inserto Rumbo Aqua

RUMBO

30x90 / 12x36"



Atlantic Aire / **X04**
30x90 — Rectified tiles



Ventana Atlantic Aire / **Z04**
30x90 — Rectified tiles
Inserto Rumbo Aqua / **Z07**
10x14



Atlantic Aqua / **X04**
30x90 — Rectified tiles



Listelo Rumbo Aqua / **Z04**
6x30



Zócalo Rumbo Aqua / **Z11**
20x30



Cenefa Rumbo Aqua / **Z09**
15x30



Cenefa Deriva Aqua / **Z09**
15x30



Inserto Rumbo Aqua / **Z07**
10x14



Atlantic Aire 30x90 / Ventana Atlantic Aire 30x90 / Listelo Rumbo Aire 6x30 /
Cenefa Deriva Aire 15x30 / Zócalo R. Aire

RUMBO

30x90 / 12x36"



Atlantic Aire / **X04**
30x90 — Rectified tiles



Ventana Atlantic Aire / **Z04**
30x90 — Rectified tiles
Inserto Rumbo Aire / **Z07**
10x14



Listelo Rumbo Aire / **Z04**
6x30



Zócalo Rumbo Aire / **Z11**
20x30



Cenefa Rumbo Aire / **Z09**
15x30



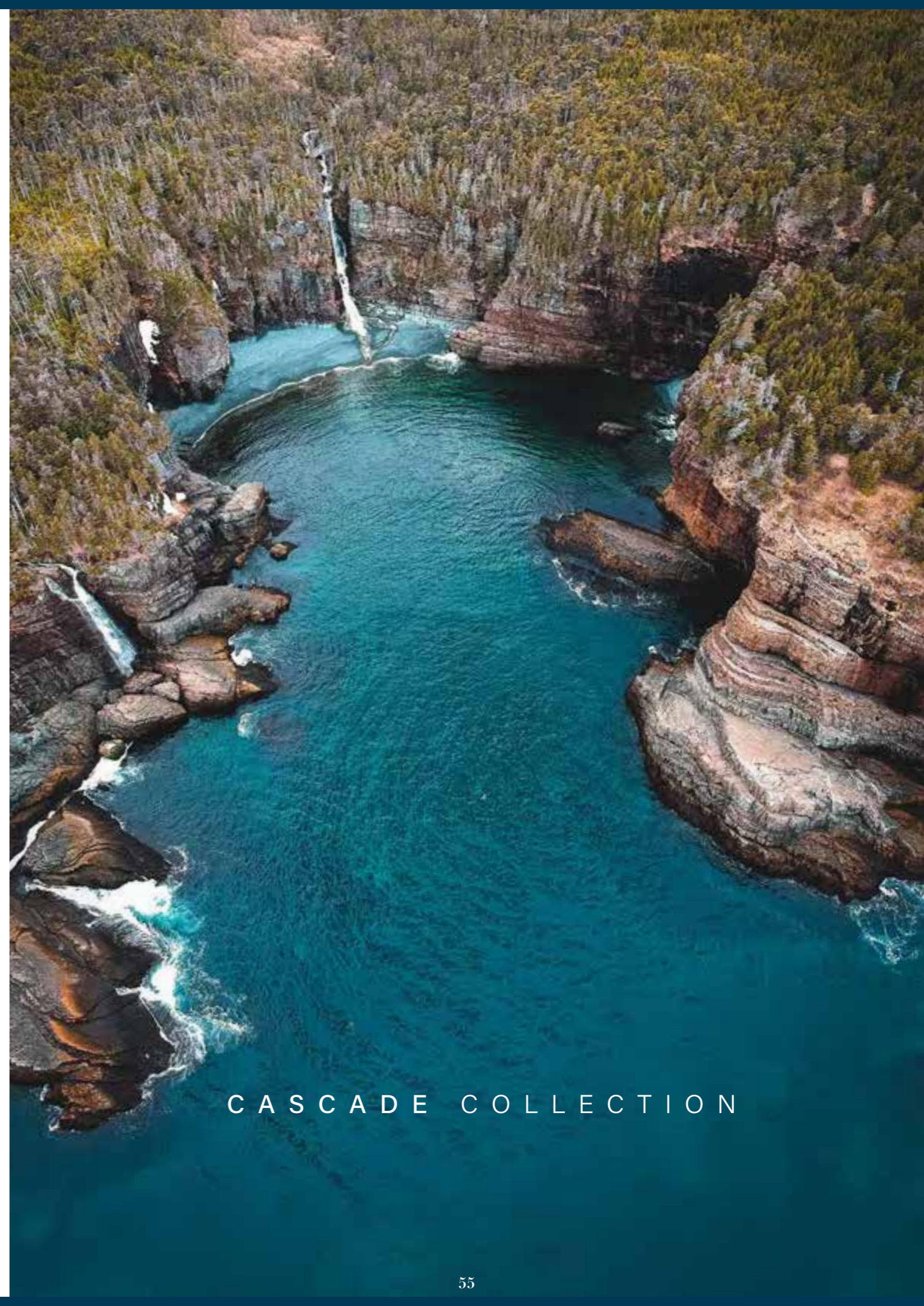
Inserto Rumbo Aire / **Z07**
10x14



Cenefa Deriva Aire / **Z09**
15x30



*S p a c e s w i t h
e s s e n c e o f s e a*



C A S C A D E C O L L E C T I O N



Rain 20x20 / Platinum 20x20 / Listelo Nautica Azul 2x20
 Pav. Anclas Azul 31,6x31,6

CASCADE

20x20 / 8x8" - 31,6x31,6 / 12x12



Listelo Nautica Blanco
 2x20 / Z01

Listelo Nautica Azul
 2x20 / Z01



Cascade
 20x20 / X01




Rain
 20x20 / X01




Platinum
 20x20 / X07



Pav. Anclas Azul
 31,6x31,6 / X02



Pav. Blanco
 31,6x31,6 / B21



Cascade 20x20



Rain 20x20 / Platinum 20x20 / Listelo Nautica Blanco 2x20 / Listelo Nautica 2x20
Pav. Anclas Azul 31,6x31,6 / Pav. Blanco 31,6x31,6




Blanco Imperial Brillo Bisel 10x30 / Capitán Blanco 10x30 / Prince Blanco 10x30 / Listelo Horizont 3x30

IMPERIAL

10x30 / 4x12"



Listelo Horizont / Z02
3x30



Blanco Imperial Brillo Bisel / X01
10x30



Capitán Blanco / Z06
10x30



Decor Anclas Blanco / Z01
10x30



Prince Blanco / Z01
10x30




Blanco Imperial Brillo Bisel 10x30 / Capitán Marino 10x30 / Prince Marino 10x30 / Listelo Horizont 3x30

IMPERIAL

10x30 / 4x12"



Listelo Horizont
3x30 / **Z02**



Blanco Imperial Brillo Bisel
10x30 / **X01**



Azul Marino Imperial Brillo Bisel
10x30 / **X03**



Capitán Marino
10x30 / **Z06**



Decor Anclas Marino
10x30 / **Z01**



Prince Marino
10x30 / **Z01**




Decorado Navigator (set 4 pzas.) 40x30 / Blanco Imperial Brillo Bisel 10x30

NAVIGATOR

10x30 / 4x12"



Listelo Horizont
3x30 / Z02



Blanco Imperial Brillo Bisel
10x30 / X01



Azul Marino Imperial Brillo Bisel
10x30 / X03



Decor Anclas Marino
10x30 / Z01



Capitán Marino
10x30 / Z06



Decorado Navigator (set 4 pzas.)
40x30 / Z12



Decorado Navigator (set 4 pzas.) 40x30 / Blanco Imperial Brillo Bisel 10x30 / Capitán Marino 10x30 / Prince Marino 10x30




Iluminator Maldives 30x30 / Iluminator Antigua 30x30 / Blanco Imperial Brillo Bisel 10x30 / Capitán Marino 10x30 / Prince Marino 10x30

ILUMINATOR

10x30 / 4x12" - 30x30 / 12x12"



Listelo Horizont
3x30 / **Z02**



Blanco Imperial Brillo Bisel
10x30 / **X01**




Azul Marino Imperial Brillo Bisel
10x30 / **X03**



Prince Marino
10x30 / **Z01**



Capitán Marino
10x30 / **Z06**



Regalo especial – Número personal de colección
Special gift – Personal number of collection
Cadeau Spécial – Numéro personnel de collection
Специальный подарок — Персональный номер коллекции



Iluminator Maldives
30x30 / **Z18**



Iluminator Antigua
30x30 / **Z18**

| ESCAMA BASE 14x16 | | | | | |
|-------------------|--------------|---------------|------------|-------------|-------------|
| PESO/PIEZA | KG NETO/CAJA | KG BRUTO/CAJA | KG NETO/PL | KG BRUTO/PL | KG/PL VACIO |
| WEIGHT/TILE | KG NET/BOX | KG GROSS/BOX | KG NET/PL | KG GROSS/PL | KG/EMPTY PL |
| 0,145 | 5,22 | 5,33 | 376 | 399 | 15 |
| PZ/CAJA | CAJAS/ PL | PZ/PL | M2/CAJA | M2/PZ | M2/PL |
| TILES/BOX | BOX/PL | TILES/PL | SQM/BOX | SQM/TILE | SQM/PL |
| 36 | 72 | 2.592 | 0,453 | 0,012 | 32,66 |

| ZENITH / ECLIPSE BASE 10x30 | | | | | |
|-----------------------------|--------------|---------------|------------|-------------|-------------|
| PESO/PIEZA | KG NETO/CAJA | KG BRUTO/CAJA | KG NETO/PL | KG BRUTO/PL | KG/PL VACIO |
| WEIGHT/TILE | KG NET/BOX | KG GROSS/BOX | KG NET/PL | KG GROSS/PL | KG/EMPTY PL |
| 0,352 | 8,80 | 8,91 | 845 | 880 | 25 |
| PZ/CAJA | CAJAS/ PL | PZ/PL | M2/CAJA | M2/PZ | M2/PL |
| TILES/BOX | BOX/PL | TILES/PL | SQM/BOX | SQM/TILE | SQM/PL |
| 25 | 96 | 2.400 | 0,625 | 0,025 | 60 |

| LISTELO NAUTICA 2X20 | | | | | |
|----------------------|--------------|---------------|------------|-------------|-------------|
| PESO/PIEZA | KG NETO/CAJA | KG BRUTO/CAJA | KG NETO/PL | KG BRUTO/PL | KG/PL VACIO |
| WEIGHT/TILE | KG NET/BOX | KG GROSS/BOX | KG NET/PL | KG GROSS/PL | KG/EMPTY PL |
| 0,075 | 3,68 | 3,79 | 221 | 252 | 25 |
| PZ/CAJA | CAJAS/ PL | PZ/PL | M2/CAJA | M2/PZ | M2/PL |
| TILES/BOX | BOX/PL | TILES/PL | SQM/BOX | SQM/TILE | SQM/PL |
| 49 | 60 | 2940 | 0,196 | 0,004 | 11,76 |

| BASE 10x30 | | | | | |
|-------------|--------------|---------------|------------|-------------|-------------|
| PESO/PIEZA | KG NETO/CAJA | KG BRUTO/CAJA | KG NETO/PL | KG BRUTO/PL | KG/PL VACIO |
| WEIGHT/TILE | KG NET/BOX | KG GROSS/BOX | KG NET/PL | KG GROSS/PL | KG/EMPTY PL |
| 0,44 | 11 | 11,11 | 1.056 | 1.092 | 15 |
| PZ/CAJA | CAJAS/ PL | PZ/PL | M2/CAJA | M2/PZ | M2/PL |
| TILES/BOX | BOX/PL | TILES/PL | SQM/BOX | SQM/TILE | SQM/PL |
| 25 | 96 | 2.400 | 0,75 | 0,03 | 72 |

| DECOR/CENEFA 10x30 | | | | | |
|--------------------|--------------|---------------|------------|-------------|-------------|
| PESO/PIEZA | KG NETO/CAJA | KG BRUTO/CAJA | KG NETO/PL | KG BRUTO/PL | KG/PL VACIO |
| WEIGHT/TILE | KG NET/BOX | KG GROSS/BOX | KG NET/PL | KG GROSS/PL | KG/EMPTY PL |
| 0,44 | 4,84 | 4,95 | 581 | 612 | 25 |
| PZ/CAJA | CAJAS/ PL | PZ/PL | M2/CAJA | M2/PZ | M2/PL |
| TILES/BOX | BOX/PL | TILES/PL | SQM/BOX | SQM/TILE | SQM/PL |
| 22 | 60 | 1.320 | 0,66 | 0,03 | 39,6 |

| DECORADO 30x30 | | | | | |
|----------------|--------------|---------------|------------|-------------|-------------|
| PESO/PIEZA | KG NETO/CAJA | KG BRUTO/CAJA | KG NETO/PL | KG BRUTO/PL | KG/PL VACIO |
| WEIGHT/TILE | KG NET/BOX | KG GROSS/BOX | KG NET/PL | KG GROSS/PL | KG/EMPTY PL |
| 1,32 | 7,92 | 8,03 | 475 | 482 | 25 |
| PZ/CAJA | CAJAS/ PL | PZ/PL | M2/CAJA | M2/PZ | M2/PL |
| TILES/BOX | BOX/PL | TILES/PL | SQM/BOX | SQM/TILE | SQM/PL |
| 6 | 60 | 360 | 0,54 | 0,09 | 32,4 |

| DECORADO 10x30 (set 4 pzas.) | | | | | |
|------------------------------|--------------|---------------|------------|-------------|-------------|
| PESO/PIEZA | KG NETO/CAJA | KG BRUTO/CAJA | KG NETO/PL | KG BRUTO/PL | KG/PL VACIO |
| WEIGHT/TILE | KG NET/BOX | KG GROSS/BOX | KG NET/PL | KG GROSS/PL | KG/EMPTY PL |
| 0,44 | 8,80 | 8,91 | 528 | 560 | 25 |
| PZ/CAJA | CAJAS/ PL | PZ/PL | M2/CAJA | M2/PZ | M2/PL |
| TILES/BOX | BOX/PL | TILES/PL | SQM/BOX | SQM/TILE | SQM/PL |
| 5 panno=20 pz | 60 | 1.200 | 0,60 | 0,03 | 36 |

| LISTELO 3x30 | | | | | |
|--------------|--------------|---------------|------------|-------------|-------------|
| PESO/PIEZA | KG NETO/CAJA | KG BRUTO/CAJA | KG NETO/PL | KG BRUTO/PL | KG/PL VACIO |
| WEIGHT/TILE | KG NET/BOX | KG GROSS/BOX | KG NET/PL | KG GROSS/PL | KG/EMPTY PL |
| 0,12 | 2,37 | 2,48 | 142 | 149 | 25 |
| PZ/CAJA | CAJAS/ PL | PZ/PL | M2/CAJA | M2/PZ | M2/PL |
| TILES/BOX | BOX/PL | TILES/PL | SQM/BOX | SQM/TILE | SQM/PL |
| 20 | 60 | 1.200 | 0,18 | 0,009 | 10,8 |

| BASE JAMAICA 30x90 | | | | | |
|--------------------|--------------|---------------|------------|-------------|-------------|
| PESO/PIEZA | KG NETO/CAJA | KG BRUTO/CAJA | KG NETO/PL | KG BRUTO/PL | KG/PL VACIO |
| WEIGHT/TILE | KG NET/BOX | KG GROSS/BOX | KG NET/PL | KG GROSS/PL | KG/EMPTY PL |
| 5,31 | 21,24 | 21,37 | 595 | 623 | 25 |
| PZ/CAJA | CAJAS/ PL | PZ/PL | M2/CAJA | M2/PZ | M2/PL |
| TILES/BOX | BOX/PL | TILES/PL | SQM/BOX | SQM/TILE | SQM/PL |
| 4 | 28 | 112 | 1,08 | 0,27 | 30,24 |

| CONJUNTO ROBINSON 120x90 (set 4 pzas.) | | | | | |
|--|--------------|---------------|------------|-------------|-------------|
| PESO/PIEZA | KG NETO/CAJA | KG BRUTO/CAJA | KG NETO/PL | KG BRUTO/PL | KG/PL VACIO |
| WEIGHT/TILE | KG NET/BOX | KG GROSS/BOX | KG NET/PL | KG GROSS/PL | KG/EMPTY PL |
| 5,31 | 21,24 | 21,37 | 382 | 410 | 25 |
| PZ/CAJA | CAJAS/ PL | PZ/PL | M2/CAJA | M2/PZ | M2/PL |
| TILES/BOX | BOX/PL | TILES/PL | SQM/BOX | SQM/TILE | SQM/PL |
| 1 Panno : 4 pcs | 18 | 72 | 1,08 | 0,27 | 19,44 |

| DECOR/CENEFA ROBINSON 10x30 | | | | | |
|-----------------------------|--------------|---------------|------------|-------------|-------------|
| PESO/PIEZA | KG NETO/CAJA | KG BRUTO/CAJA | KG NETO/PL | KG BRUTO/PL | KG/PL VACIO |
| WEIGHT/TILE | KG NET/BOX | KG GROSS/BOX | KG NET/PL | KG GROSS/PL | KG/EMPTY PL |
| 0,59 | 8,85 | 8,96 | 531 | 563 | 25 |
| PZ/CAJA | CAJAS/ PL | PZ/PL | M2/CAJA | M2/PZ | M2/PL |
| TILES/BOX | BOX/PL | TILES/PL | SQM/BOX | SQM/TILE | SQM/PL |
| 15 | 60 | 900 | 0,45 | 0,03 | 27 |

| ESCAMA RELIEVE 14x16 | | | | | |
|----------------------|--------------|---------------|------------|-------------|-------------|
| PESO/PIEZA | KG NETO/CAJA | KG BRUTO/CAJA | KG NETO/PL | KG BRUTO/PL | KG/PL VACIO |
| WEIGHT/TILE | KG NET/BOX | KG GROSS/BOX | KG NET/PL | KG GROSS/PL | KG/EMPTY PL |
| 0,168 | 5,04 | 5,15 | 363 | 385 | 15 |
| PZ/CAJA | CAJAS/ PL | PZ/PL | M2/CAJA | M2/PZ | M2/PL |
| TILES/BOX | BOX/PL | TILES/PL | SQM/BOX | SQM/TILE | SQM/PL |
| 30 | 72 | 2160 | 0,378 | 0,012 | 27,22 |

| ZENITH / ECLIPSE DECOR 10x30 | | | | | |
|------------------------------|--------------|---------------|------------|-------------|-------------|
| PESO/PIEZA | KG NETO/CAJA | KG BRUTO/CAJA | KG NETO/PL | KG BRUTO/PL | KG/PL VACIO |
| WEIGHT/TILE | KG NET/BOX | KG GROSS/BOX | KG NET/PL | KG GROSS/PL | KG/EMPTY PL |
| 0,352 | 7,75 | 7,86 | 465 | 497 | 25 |
| PZ/CAJA | CAJAS/ PL | PZ/PL | M2/CAJA | M2/PZ | M2/PL |
| TILES/BOX | BOX/PL | TILES/PL | SQM/BOX | SQM/TILE | SQM/PL |
| 22 | 60 | 1.320 | 0,55 | 0,025 | 33 |

| ASTRO 20X24 | | | | | |
|-------------|--------------|---------------|------------|-------------|-------------|
| PESO/PIEZA | KG NETO/CAJA | KG BRUTO/CAJA | KG NETO/PL | KG BRUTO/PL | KG/PL VACIO |
| WEIGHT/TILE | KG NET/BOX | KG GROSS/BOX | KG NET/PL | KG GROSS/PL | KG/EMPTY PL |
| 0,693 | 17,33 | 17,44 | 780 | 800 | 15 |
| PZ/CAJA | CAJAS/ PL | PZ/PL | M2/CAJA | M2/PZ | M2/PL |
| TILES/BOX | BOX/PL | TILES/PL | SQM/BOX | SQM/TILE | SQM/PL |
| 25 | 45 | 1.125 | 0,92 | 0,037 | 41,2 |

| BASE ATLANTIC 30x90 | | | | | |
|---------------------|--------------|---------------|------------|-------------|-------------|
| PESO/PIEZA | KG NETO/CAJA | KG BRUTO/CAJA | KG NETO/PL | KG BRUTO/PL | KG/PL VACIO |
| WEIGHT/TILE | KG NET/BOX | KG GROSS/BOX | KG NET/PL | KG GROSS/PL | KG/EMPTY PL |
| 5,10 | 20,40 | 20,51 | 1.040 | 1.071 | 25 |
| PZ/CAJA | CAJAS/ PL | PZ/PL | M2/CAJA | M2/PZ | M2/PL |
| TILES/BOX | BOX/PL | TILES/PL | SQM/BOX | SQM/TILE | SQM/PL |
| 4 | 51 | 204 | 1,08 | 0,27 | 55,08 |

| CENEFA (RUMBO/DERIVA) 15x30 | | | | | |
|-----------------------------|--------------|---------------|------------|-------------|-------------|
| PESO/PIEZA | KG NETO/CAJA | KG BRUTO/CAJA | KG NETO/PL | KG BRUTO/PL | KG/PL VACIO |
| WEIGHT/TILE | KG NET/BOX | KG GROSS/BOX | KG NET/PL | KG GROSS/PL | KG/EMPTY PL |
| 1,03 | 10,3 | 10,41 | 618 | 650 | 25 |
| PZ/CAJA | CAJAS/ PL | PZ/PL | M2/CAJA | M2/PZ | M2/PL |
| TILES/BOX | BOX/PL | TILES/PL | SQM/BOX | SQM/TILE | SQM/PL |
| 10 | 60 | 600 | 0,45 | 0,05 | 27 |

| ZOCALO (RUMBO) 20x30 | | | | | |
|----------------------|--------------|---------------|------------|-------------|-------------|
| PESO/PIEZA | KG NETO/CAJA | KG BRUTO/CAJA | KG NETO/PL | KG BRUTO/PL | KG/PL VACIO |
| WEIGHT/TILE | KG NET/BOX | KG GROSS/BOX | KG NET/PL | KG GROSS/PL | KG/EMPTY PL |
| 1,27 | 6,35 | 6,46 | 381 | 413 | 25 |
| PZ/CAJA | CAJAS/ PL | PZ/PL | M2/CAJA | M2/PZ | M2/PL |
| TILES/BOX | BOX/PL | TILES/PL | SQM/BOX | SQM/TILE | SQM/PL |
| 5 | 60 | 300 | 0,30 | 0,06 | 18 |






| INSERTO 10x14 | | | | | |
|---------------|--------------|---------------|------------|-------------|-------------|
| PESO/PIEZA | KG NETO/CAJA | KG BRUTO/CAJA | KG NETO/PL | KG BRUTO/PL | KG/PL VACIO |
| WEIGHT/TILE | KG NET/BOX | KG GROSS/BOX | KG NET/PL | KG GROSS/PL | KG/EMPTY PL |
| 0,23 | 13,05 | 13,16 | 783 | 814 | 25 |
| PZ/CAJA | CAJAS/ PL | PZ/PL | M2/CAJA | M2/PZ | M2/PL |
| TILES/BOX | BOX/PL | TILES/PL | SQM/BOX | SQM/TILE | SQM/PL |
| 56 | 60 | 3.360 | 0,78 | 0,01 | 47,04 |

| LISTELO 6x30 | | | | | |
|--------------|--------------|---------------|------------|-------------|-------------|
| PESO/PIEZA | KG NETO/CAJA | KG BRUTO/CAJA | KG NETO/PL | KG BRUTO/PL | KG/PL VACIO |
| WEIGHT/TILE | KG NET/BOX | KG GROSS/BOX | KG NET/PL | KG GROSS/PL | KG/EMPTY PL |
| 0,40 | 5,2 | 5,31 | 312 | 344 | 25 |
| PZ/CAJA | CAJAS/ PL | PZ/PL | M2/CAJA | M2/PZ | M2/PL |
| TILES/BOX | BOX/PL | TILES/PL | SQM/BOX | SQM/TILE | SQM/PL |
| 13 | 60 | 780 | 0,24 | 0,24 | 14,4 |

| BASE 20x20 | | | | | |
|-------------|--------------|---------------|------------|-------------|-------------|
| PESO/PIEZA | KG NETO/CAJA | KG BRUTO/CAJA | KG NETO/PL | KG BRUTO/PL | KG/PL VACIO |
| WEIGHT/TILE | KG NET/BOX | KG GROSS/BOX | KG NET/PL | KG GROSS/PL | KG/EMPTY PL |
| 0,49 | 12,23 | 12,34 | 1.174 | 1.209 | 25 |
| PZ/CAJA | CAJAS/ PL | PZ/PL | M2/CAJA | M2/PZ | M2/PL |
| TILES/BOX | BOX/PL | TILES/PL | SQM/BOX | SQM/TILE | SQM/PL |
| 25 | 96 | 2.400 | 1,00 | 0,04 | 96 |

| PAV. 31,6x31,6 | | | | | |
|----------------|--------------|---------------|------------|-------------|-------------|
| PESO/PIEZA | KG NETO/CAJA | KG BRUTO/CAJA | KG NETO/PL | KG BRUTO/PL | KG/PL VACIO |
| WEIGHT/TILE | KG NET/BOX | KG GROSS/BOX | KG NET/PL | KG GROSS/PL | KG/EMPTY PL |
| 1,84 | 18,37 | 18,48 | 1.194 | 1.227 | 25 |
| PZ/CAJA | CAJAS/ PL | PZ/PL | M2/CAJA | M2/PZ | M2/PL |
| TILES/BOX | BOX/PL | TILES/PL | SQM/BOX | SQM/TILE | SQM/PL |
| 10 | 72 | 560 | 1 | 0,1 | 72 |

| PAV. 60x120 | | | | | |
|-------------|--------------|---------------|------------|-------------|-------------|
| PESO/PIEZA | KG NETO/CAJA | KG BRUTO/CAJA | KG NETO/PL | KG BRUTO/PL | KG/PL VACIO |
| WEIGHT/TILE | KG NET/BOX | KG GROSS/BOX | KG NET/PL | KG GROSS/PL | KG/EMPTY PL |
| 18 | 36 | 36,30 | 1,080 | 1,114 | 25 |
| PZ/CAJA | CAJAS/ PL | PZ/PL | M2/CAJA | M2/PZ | M2/PL |
| TILES/BOX | BOX/PL | TILES/PL | SQM/BOX | SQM/TILE | SQM/PL |
| 2 | 30 | 60 | 1,44 | 0,72 | 43,2 |



Junta mínima requerida
Minimum grout joint required **2 mm 1/16"**

TECHNICAL INFORMATION

| Icon | Property | Value | Property | Value | Property | Value | Property | Value |
|------|--|-------------------|----------|---|-------------------|-------|--|-------------------|
| | Absorción de agua (UNE-EN-ISO 10545-3) | 14,3% | | Resistencia a la flexión (UNE-EN-ISO 10545-4) | 26 N/mm2 | | Dureza al rayado superficial escala MOHS | 3 |
| | Water absorption (UNE-EN-ISO 10545-3) | 14,3% | | Flexural strength (UNE-EN-ISO 10545-4) | 26 N/mm2 | | Scratch resistance MOHS | 3 |
| | Resistencia a las manchas (UNE-EN-ISO 10545-14) | Clase 5 / Class 5 | | Stain resistance (UNE-EN-ISO 10545-14) | Clase 5 / Class 5 | | Resistencia al cuarteo (UNE-EN-ISO 10545-11) | Resiste / Resists |
| | Resistencia a los productos químicos (UNE-EN-ISO 10545-13) | Resiste / Resists | | Chemical resistance (UNE-EN-ISO 10545-13) | Resiste / Resists | | SHINY | |
| | Resistencia a las manchas (UNE-EN-ISO 10545-14) | Clase 5 / Class 5 | | Stain resistance (UNE-EN-ISO 10545-14) | Clase 5 / Class 5 | | Resistencia al cuarteo (UNE-EN-ISO 10545-11) | Resiste / Resists |
| | Resistencia a los productos químicos (UNE-EN-ISO 10545-13) | Resiste / Resists | | Chemical resistance (UNE-EN-ISO 10545-13) | Resiste / Resists | | SHINY | |

ATENCIÓN!
Debido a las características de los metales utilizados en la confección de estos productos decorados, aconsejamos para su conservación que:
-Una vez colocados, retiren los restos del material de colocación (cementos, etc.), con una esponja y abundante agua, sin frotar sobre las piezas.
-En posteriores limpiezas, no utilizar detergentes en polvo, soluciones ácidas o alcalinas ni estropajos abrasivos. Es suficiente una bayeta húmeda y jabón líquido neutro.
-No se atenderán reclamaciones una vez colocada la pieza decorada.

ATTENTION!
Due to the special characteristics of metals used when manufacturing decorative tiles we recommend you:
-Wipe the grout that remains after bonding with sponge and much clean water
-On no account powder detergent, acid or alkaline cleaners and abrasive sponge should be used in next cleanings. It

M A R I  I M A



M A R I T I M A L I F E S T Y L E



www.maritimaceramics.com

