



UNIVERSE

PAMEJA
CONTEMPORARY

catalogue 2023

UNIVERSE

Escape the usual and create
your own reality.

CATÁLOGO GENERAL

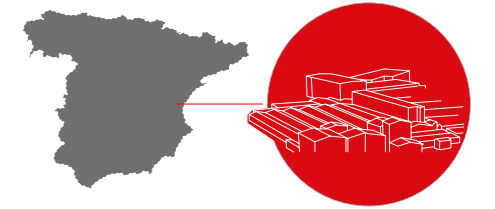
23

PAMESA
cerámica



MÁS DE 50 AÑOS DE EXPERIENCIA

PAMESA CERÁMICA es una empresa dedicada al diseño, fabricación y comercialización de materiales cerámicos. Nuestro objetivo es ser reconocidos como una empresa excelente en nuestro sector de actividad, mediante un servicio y producto de calidad, así como la mejora del desempeño ambiental.



Pamesa Cerámica en Vila-real (Castellón) España / Pamesa Cerámica facilities in Vila-real (Castellón) Spain

MORE THAN 50 YEARS OF EXPERIENCE

PAMESA CERÁMICA is a company dedicated to the design, manufacturing and commercialization of ceramic materials. Our main aim is to be recognized as an excellent company in our business sector, through a quality service and product. PAMESA evidences its desire to improve environmental performance through its commitments.

PLUS DE 50 ANS D'EXPERIENCE

PAMESA CERÁMICA est une entreprise qui se consacre à la conception, à la fabrication et à la commercialisation de matériaux céramiques. Notre objectif est d'être reconnu comme une excellente entreprise dans notre secteur d'activité, grâce à un service et un produit de qualité, ainsi qu'à l'amélioration de nos performances environnementales.

MEDIO AMBIENTE

Siempre en continuo desarrollo

Pamesa Cerámica cuenta con un sistema de gestión ambiental para identificar y minimizar el impacto de sus operaciones sobre las emisiones atmosféricas, aguas residuales, residuos y contaminación acústica.

Autorización ambiental integrada

La compañía está comprometida con el cumplimiento de las disposiciones legales en material medioambiental. Pamesa cuenta con la Autorización Ambiental Integrada, otorgada por la Conselleria de Territorio y Vivienda de la Generalitat Valenciana.

Protocolo de Kioto

Pamesa fue la primera empresa del sector cerámico que consiguió el reconocimiento de asignación de derechos de CO2, cumpliendo así con el Protocolo de Kioto.

Sistema integrado de gestión

Empresa adherida al Sistema Integrado de Gestión (SIG), diseñado por Ecoembes y encaminado a la recogida selectiva y recuperación de residuos de envases para su tratado, reciclado y valoración.

Reciclaje

Aplicando criterios de mejora continua, lleva a cabo una valorización interna de los residuos y una recogida selectiva de los mismos como cartón, plástico o madera.

Eficiencia operativa

Pamesa está comprometida con la optimización en la gestión del agua, basada en los principios de reutilización y optimización de la misma en diferentes procesos. Además, apuesta por la aplicación constante de criterios de eficiencia energética en sus instalaciones y actividades.

Certificación ambiental

La compañía cuenta con Declaraciones Ambientales de Producto (DAP) para todas las familias de producto que comercializa. Una declaración concedida por Aenor en 2014 y ampliada en 2015 que destaca productos respetuosos con el medio ambiente.

ENVIRONMENT

Always in continuous development

Pamesa Cerámica has an environmental management system to identify and minimise the impact of its operations on atmospheric emissions, waste water, other waste and noise pollution.

Integrated Environmental Authorisation

The company is committed to complying with all current environmental legislation. Pamesa has been granted Integrated Environmental Authorisation by the Valencia Regional Government's Department for Territory and Housing.

Kyoto Protocol

Pamesa was the first company in the ceramic sector to obtain recognition of allocation of CO2 emission rights, thus complying with the Kyoto Protocol.

Integrated Management System

The company is signed up to the Integrated Management System (SIG) designed by Ecoembes for the selective collection and recovery of waste for treatment, recycling and appraisal.

Recycling

Applying criteria of continuous improvement, the firm carries out internal appraisals of waste and selective collection of waste materials like cardboard, plastic or wood, and helps to combat deforestation through the introduction of the europalette.

Operational efficiency

Pamesa is committed to optimising water management based on the principles of recycling and water optimisation in all its processes. The firm also follows energy efficiency criteria in its premises and activities.

Environmental certification

The company has Environmental Product Declarations (EPDs) for every product family Pamesa Cerámica sells. This declaration for environmentally friendly products was awarded by Aenor in 2014 and extended in 2015.

ENVIRONNEMENT

En perpétuel développement continu

Pamesa dispose d'un système de gestion environnementale pour identifier et minimiser l'impact de ses opérations sur les émissions atmosphériques, les eaux résiduaires, les déchets et la pollution acoustique.

Autorisation environnementale intégrée

La compagnie s'engage à respecter les dispositions légales en matière environnementale. Pamesa possède l'Autorisation environnementale intégrée, décernée par le Conseil du Territoire et du Logement de la Generalitat Valenciana.

Protocole de Kyoto

Pamesa fut la première entreprise du secteur céramique à obtenir la reconnaissance d'assignation de droits de CO2, satisfaisant ainsi au Protocole de Kyoto.

Système intégré de gestion

Entreprise adhérente au Système intégré de gestion (SIG), conçu par Ecoembes et dirigé à la collecte sélective et la récupération des déchets d'emballages pour leur traitement, leur recyclage et leur évaluation.

Recyclage

En appliquant des critères d'amélioration continue, on effectue une valorisation interne des déchets et une collecte sélective de ceux-ci comme le carton, le plastique ou le bois et l'on contribue à lutter contre la déforestation avec l'introduction de l'europalette.

Efficience opérationnelle

Pamesa est engagée vis-à-vis de l'optimisation dans la gestion de l'eau, basée sur les principes de réutilisation et d'optimisation de celle-ci dans différents processus. De plus, il mise sur l'application constante de critères d'efficacité énergétique dans ses installations et ses activités.

Certification environnementale

Pamesa dispose de Déclarations environnementales de produit (DAP) pour toutes les familles de produit qu'elle commercialise. Une déclaration décernée par Aenor en 2014 et étendue en 2015 qui témoigne de produits respectueux envers l'environnement.



CALIDAD

Pamesa tiene implantado un sistema de gestión de calidad, acorde con la norma ISO 9001: 2015, certificado por Lloyd's Register Quality Assurance. Apostando por la excelencia en la gestión y entendiendo la calidad como su seña de identidad, las claves en el cumplimiento de esta normativa son:

- Mejorar la satisfacción de los clientes.
- Incrementar el compromiso de los empleados con la calidad.
- Optimizar el funcionamiento de las unidades de negocio y el servicio de comercialización.
- Apostar por la mejora continua como clave del éxito empresarial.

QUALITY

Pamesa has a quality management system in accordance with the standard ISO 9001: 2015, certified by Lloyd's Register Quality Assurance. Committing to managerial excellence and taking quality as its hallmark, the key points for complying with this standard are:

- Improving customer satisfaction.
- Increasing employees commitment to quality.
- Optimising the operations of business units and marketing services.
- Committing to continuous improvement as the key to business success.

QUALITÉ

Pamesa a implanté un système de gestion de la qualité, conformément à la norme ISO 9001: 2015, certifié par Lloyd's Register Quality Assurance. Misant sur l'excellence dans la gestion et comprenant la qualité comme son signe d'identité, les clés dans l'accomplissement de cette réglementation sont:

- Améliorer la satisfaction des clients.
- Augmenter l'engagement des employés envers la qualité.
- Optimiser le fonctionnement des unités d'affaires et le service de commercialisation.
- Miser sur l'amélioration continue comme clé du succès entrepreneurial.

Índice

Index

Index

UNIVERSE

Escape the usual and create your own reality.

CEMENTOS Y PIEDRAS

| | |
|-------------------|----|
| ALLOY | 18 |
| AROA | 20 |
| DORIA | 22 |
| DRESDEN | 24 |
| DUPLOCEM | 26 |
| DUPLOSTONE | 28 |
| EATON | 30 |
| ELEGANZA | 32 |
| ELEGANZA / NARA | 34 |
| ELGIN | 36 |
| EOS - EOS WOOD | 38 |
| ERDING | 40 |
| ESSEN | 42 |
| ESSENZA | 44 |
| ESSENZA LAVA | 46 |
| ESSENZA PLUS | 48 |
| FIUME | 50 |
| KONCEPT | 52 |
| K-SLATE | 54 |
| K-STONE | 56 |
| MOSEL | 58 |
| ODEON | 60 |
| OMNIA | 62 |
| PIETRA DI JURA | 64 |
| PIETRA DI LAVAGNA | 66 |
| PIETRA DI SAVOIA | 68 |
| PROVENZA | 70 |
| PROVENZAL | 72 |
| SLATE WAY | 74 |
| STYLE | 76 |
| SV. HIERRO | 78 |
| VITA | 80 |
| VINTAGE | 82 |

MÁRMOLES

| | |
|-----------------|-----|
| ALBANO | 86 |
| ARABESCATO | 88 |
| AREZZO | 90 |
| ASCOLANO | 92 |
| BELVEDERE | 94 |
| CALACATA GOLD | 96 |
| CALACATA WHITE | 98 |
| CRYSTAL WHITE | 100 |
| DOLOMITE | 102 |
| FENIX | 104 |
| FORVM | 106 |
| GARDA | 108 |
| GROTTO | 110 |
| IMPERIUM | 112 |
| KASHMIR | 114 |
| LENCI | 116 |
| LLEVANT | 118 |
| LUCCA | 120 |
| LUNI | 122 |
| ONIX | 124 |
| PALLADIO | 126 |
| PIETRA DI MARMI | 128 |
| TRESANA | 130 |
| VERONA | 132 |

MADERAS

| | |
|----------------|-----|
| BOIS | 136 |
| ELK | 138 |
| GREENPARK | 140 |
| GREENWICH | 142 |
| INZA | 144 |
| K-WOOD | 146 |
| NERA | 148 |
| OLDMANOR | 150 |
| OLDMANOR 90x90 | 152 |
| PINE WOOD | 154 |
| ROVERE | 156 |
| SONOMA | 158 |

REVESTIMIENTO PASTA BLANCA

| | |
|---------------------------|-----|
| ADAIR | 162 |
| AGERI | 164 |
| AGERI / PIETRA RIGUE | 166 |
| ALBION | 168 |
| ANZA | 170 |
| ATKA | 172 |
| BOLSENA - VICO - PONTESEI | 174 |
| BRIENZ | 176 |
| CALACATA GOLD | 178 |
| CALACATA WHITE | 180 |
| CELLINI | 182 |
| DESERT 33,3x100 | 184 |

| | |
|--------------------------------|-----|
| DESERT 40x120 | 186 |
| DONEGAL | 188 |
| DOSSO 40x120 | 190 |
| DOSSO 25x75 | 192 |
| DUMAI | 196 |
| ELEGANZA | 198 |
| ESSEN | 200 |
| ESSENZA 30x90 | 202 |
| ESSENZA 40x120 | 204 |
| EXETER | 206 |
| FORVM | 208 |
| GEBEL / TABELLA GEBEL | 210 |
| GOLDEN 33,3x100 | 212 |
| GOLDEN 40x120 | 214 |
| GOLDEN 30x90 | 216 |
| IMBROS | 218 |
| KAURI | 220 |
| KEDIRI | 222 |
| KONCEPT | 224 |
| KONCEPT / ALDARA - AMIRA | 226 |
| LEMNOS | 228 |
| MANAOS | 230 |
| NERA RLV. | 232 |
| NIRO | 234 |
| NUVA/ ORDESA | 236 |
| ODEON | 238 |
| REGAL | 240 |
| ROVERE RLV | 242 |
| SILKSTONE | 244 |
| SILS | 246 |
| SOUL - WABE | 248 |
| SYMI | 250 |
| TORANO | 252 |
| TREND COLLECTION/ANTIC TREND | 254 |
| TREND COLLECTION/MODERN TREND | 256 |
| TREND COLLECTION/ROYAL TREND | 258 |
| TREND COLLECTION/VEGETAL TREND | 260 |
| VITA 40x120 | 262 |
| VITA 30x90 | 264 |
| WELLS | 266 |
| WHITES 20x60 | 270 |
| WHITES 25x75 | 272 |
| WHITES 30x60 | 274 |
| WHITES 30x90 | 276 |
| WHITES 33,3x100 | 278 |
| WHITES 40x120 | 280 |
| ZEN COLLECTION /NAHA-NAGOYA | 282 |
| ZEN COLLECTION /TOKAI | 284 |

REVESTIMIENTO PASTA ROJA

| | |
|-------------------------|-----|
| ALBI | 288 |
| ARTISAN | 290 |
| ARTLINE | 292 |
| BRIENZ | 294 |
| DREAM | 296 |
| GRAVEL | 298 |
| KENYA | 300 |
| KLIM | 302 |
| LOWRY | 304 |
| POTSDAM /NEU | 308 |
| SASSI | 310 |
| SOFT | 312 |
| SPRING | 314 |
| URBANA | 316 |
| VIEDMA | 318 |
| WHITES ALASKA - TORONTO | 320 |
| WATERCOLOR | 322 |

PAVIMENTO PASTA ROJA

| | |
|--------|-----|
| CASTLE | 326 |
| DREAM | 328 |
| FRONDA | 330 |
| TOVAR | 332 |
| URBANA | 334 |

CARACTERÍSTICAS TÉCNICAS

| | |
|------------------------------|-----|
| SISTEMA CORONACIÓN 20MM | 338 |
| PLOTS REGULABLES | 340 |
| MANTENIMIENTO Y LIMPIEZA | 342 |
| PIEZAS ESPECIALES | 344 |
| TABLA DE UTILIDADES TÉCNICAS | 346 |
| CARACTERÍSTICAS TÉCNICAS | 348 |

Índice

Index

Index

90X180 REC.

| | | |
|---------|--------------------------|-----|
| LENCI | LEVI GLASS / COMPACGLASS | 116 |
| TRESANA | LEVI GLASS | 130 |

75X150 REC.

| | | |
|------------------|--------------------------|-----|
| BELVEDERE | LEVI GLASS / COMPACGLASS | 94 |
| ADD ESSEN | COMPACTTO PEDRA | 42 |
| LENCI | LEVI GLASS | 116 |
| LLEVANT | LEVI GLASS | 118 |

60X120 REC.

| | | |
|-----------------------------------|-----------------------------|-----|
| ALBANO | LEVI GLASS | 86 |
| ALLOY | ABS SEMIPUL. / DECORSTONE | 18 |
| NEW ARABESCATO | COMPACGLASS | 88 |
| NEW ARABESCATO RAIN | LUXGLASS / COMPACGLASS | 88 |
| AREZZO | LEVI GLASS / COMPACGLASS | 90 |
| ASCOLANO | LEVI GLASS | 92 |
| BELVEDERE | LEVI GLASS / COMPACGLASS | 94 |
| NEW CALACATA GOLD | LEVI GLASS / COMPACGLASS | 96 |
| NEW CALACATA WHITE | LEVI GLASS / COMPACGLASS | 98 |
| NEW CRYSTAL RAIN | LUXGLASS / COMPACGLASS | 100 |
| NEW CRYSTAL WHITE | LEVI GLASS / COMPACGLASS | 100 |
| NEW DEGLI DEC. | DECORSTONE | 33 |
| NEW DOLOMITE | LEVI GLASS | 102 |
| DORIA | COMPACGLASS | 22 |
| DUPLOCEM | DECORSTONE | 26 |
| DUPLOSTONE | DECORSTONE | 28 |
| NEW ELEGANZA | DECORSTONE | 32 |
| ERDING | LUXGLASS / DECORSTONE | 40 |
| ADD ESSEN | COMPACTTO PEDRA | 42 |
| ESSENZA | ABS SEMIPUL. / DECORSTONE | 44 |
| NEW ESSENZA PLUS | LUXGLASS | 48 |
| NEW ESSENZA PURE PLUS | COMPACGLASS | 48 |
| NEW FAITO DEC. | DECORSTONE | 33 |
| FENIX | LEVI GLASS | 104 |
| NEW FIUME | DECORSTONE | 50 |
| GARDA | LEVI GLASS | 108 |
| GROTTO | LEVI GLASS | 110 |
| IMPERIUM | LEVI GLASS | 112 |
| K.SLATE | COMPACTTO PEDRA / SEMI-PUL. | 54 |
| K.STONE | COMPACTTO PEDRA / SEMI-PUL. | 56 |
| KASHMIR | LEVI GLASS | 114 |
| KONCEPT | COMPACTTO PEDRA / SEMI-PUL. | 52 |
| LENCI | LEVI GLASS / COMPACGLASS | 116 |
| LLEVANT | LEVI GLASS | 118 |
| LUCCA | LEVI GLASS / COMPACGLASS | 120 |
| OMNIA | COMPACTTO PEDRA | 62 |
| NEW ONIX | LEVI GLASS / COMPACGLASS | 124 |
| PALLADIO | LEVI GLASS | 126 |
| NEW PIETRA DI JURA | DECORSTONE | 64 |
| NEW PIETRA DI LAVAGNA | DECORSTONE | 66 |
| NEW PIETRA DI LAVAGNA EXT. | DECORSTONE | 66 |
| NEW PIETRA DI MARMI | LEVI GLASS / COMPACGLASS | 128 |
| NEW PIETRA DI SAVOIA | DECORSTONE | 68 |
| NEW PIETRA DI SAVOIA EXT. | DECORSTONE | 68 |
| PROVENZA | COMPACTTO PEDRA | 70 |
| NEW SLATE WAY | ABS SEMIPUL. / DECORSTONE | 74 |
| TRESANA | LEVI GLASS / COMPACGLASS | 130 |
| NEW VERONA | LEVI GLASS / COMPACGLASS | 132 |
| VITA | DECORSTONE | 80 |

30X180 REC.

| | | |
|---------------------|------------|-----|
| ADD OLDMANOR | DECORSTONE | 150 |
| ADD ROVERE | DECORSTONE | 156 |

40X120 REC.

| | | |
|-------------------------|--------------|-----|
| ADD DESERT | PASTA BLANCA | 186 |
| ADD DESERT RLV. | PASTA BLANCA | 186 |
| DOSSO | PASTA BLANCA | 190 |
| DOSSO RLV. | PASTA BLANCA | 190 |
| NEW ESSENZA | PASTA BLANCA | 204 |
| NEW ESSENZA RLV. | PASTA BLANCA | 204 |

| | | |
|------------------------|--------------|-----|
| GEBEL | PASTA BLANCA | 210 |
| KAURI | PASTA BLANCA | 220 |
| KONCEPT | PASTA BLANCA | 224 |
| KONCEPT RLV. | PASTA BLANCA | 224 |
| MANAOS | PASTA BLANCA | 230 |
| MANAOS RLV. | PASTA BLANCA | 230 |
| NEW NIRO | PASTA BLANCA | 234 |
| NEW NIRO RLV. | PASTA BLANCA | 234 |
| NEW ROVERE RLV. | PASTA BLANCA | 242 |
| TABELLA GEBEL | PASTA BLANCA | 210 |
| TRIPOLI | PASTA BLANCA | 280 |
| TRIPOLI MATE | PASTA BLANCA | 280 |
| VARENNA | PASTA BLANCA | 280 |
| VITA | PASTA BLANCA | 262 |
| VITA RLV. | PASTA BLANCA | 262 |

45X90 REC.

| | | |
|--------------------|--------------------------|-----|
| DUPLOCEM | DECORSTONE | 26 |
| DUPLOSTONE | DECORSTONE | 28 |
| ELGIN | DECORSTONE | 36 |
| ERDING | LUXGLASS / DECORSTONE | 40 |
| ESSEN | COMPACTTO PEDRA | 42 |
| ESSEN RLV. | COMPACTTO PEDRA | 42 |
| ADD ESSENZA | DECORSTONE | 44 |
| GARDA | LEVI GLASS | 108 |
| KASHMIR | LEVI GLASS | 114 |
| LENCI | LEVI GLASS / COMPACGLASS | 116 |
| ODEON | DECORSTONE | 60 |
| TRESANA | LEVI GLASS / COMPACGLASS | 130 |

25X150 REC.

| | | |
|----------|------------|-----|
| ELK | DECORSTONE | 138 |
| NERA | DECORSTONE | 148 |
| OLDMANOR | DECORSTONE | 150 |
| ROVERE | DECORSTONE | 156 |

33,3X100 REC.

| | | |
|--------------------|--------------------|---------|
| AGERI | RVTO. PASTA BLANCA | 164-166 |
| AGERI PIETRA | RVTO. PASTA BLANCA | 166 |
| AGERI RLV. | RVTO. PASTA BLANCA | 164 |
| ALESSIA | RVTO. PASTA BLANCA | 164 |
| NEW ALLEGRO | RVTO. PASTA BLANCA | 198 |
| AMALT | RVTO. PASTA BLANCA | 278 |
| ANTIC TREND | RVTO. PASTA BLANCA | 254 |
| BRIENZ | RVTO. PASTA BLANCA | 176 |
| BRIENZ DEC. | RVTO. PASTA BLANCA | 176 |
| BRIENZ RLV. | RVTO. PASTA BLANCA | 176 |
| CELLINI | RVTO. PASTA BLANCA | 182 |
| CELLINI RLV. | RVTO. PASTA BLANCA | 182 |
| CLASS | RVTO. PASTA BLANCA | 182-184 |

| | | |
|---------------------|--------------------|---------|
| DESERT | RVTO. PASTA BLANCA | 184 |
| DESERT RLV. | RVTO. PASTA BLANCA | 184 |
| NEW ELEGANZA | RVTO. PASTA BLANCA | 198 |
| NEW FIORELLA | RVTO. PASTA BLANCA | 198 |
| NEW GUIDO | RVTO. PASTA BLANCA | 198 |
| IMBROS | RVTO. PASTA BLANCA | 218 |
| IMBROS DEC. | RVTO. PASTA BLANCA | 218 |
| IMBROS RLV. | RVTO. PASTA BLANCA | 218 |
| LEMNOS | RVTO. PASTA BLANCA | 228 |
| LEMNOS DEC. | RVTO. PASTA BLANCA | 228 |
| LEMNOS RLV. | RVTO. PASTA BLANCA | 228 |
| MODERN TREND | RVTO. PASTA BLANCA | 256 |
| NUVA | RVTO. PASTA BLANCA | 236 |
| NUVA DEC. | RVTO. PASTA BLANCA | 236 |
| NUVA RLV. | RVTO. PASTA BLANCA | 236 |
| OASIS | RVTO. PASTA BLANCA | 182-184 |

| | | |
|--------------|--------------------|---------|
| ORDESA | RVTO. PASTA BLANCA | 237-278 |
| PIETRA RIGHE | RVTO. PASTA BLANCA | 166 |
| ROYAL TREND | RVTO. PASTA BLANCA | 258 |
| SIAM | RVTO. PASTA BLANCA | 246 |

| | | |
|--------------------|--------------------|---------|
| SILS | RVTO. PASTA BLANCA | 246 |
| SILS RLV. | RVTO. PASTA BLANCA | 246 |
| SYMI | RVTO. PASTA BLANCA | 250 |
| SYMI DEC. | RVTO. PASTA BLANCA | 250 |
| SYMI RLV. | RVTO. PASTA BLANCA | 250 |
| TORANO | RVTO. PASTA BLANCA | 252 |
| TORANO RLV. | RVTO. PASTA BLANCA | 252 |
| TRIPOLI | RVTO. PASTA BLANCA | 278 |
| TRIPOLI MATE | RVTO. PASTA BLANCA | 278 |
| VEGETAL TREND | RVTO. PASTA BLANCA | 260 |
| WELLS | RVTO. PASTA BLANCA | 266-269 |
| ADD WELLS M | RVTO. PASTA BLANCA | 266-269 |
| WELLS RLV. | RVTO. PASTA BLANCA | 266-269 |

30X90 REC.

| | | |
|---------------------------|--------------------|-----|
| ADAIR | RVTO. PASTA BLANCA | 162 |
| ADAIR RLV. | RVTO. PASTA BLANCA | 162 |
| NEW AGAR RLV. | RVTO. PASTA BLANCA | 178 |
| ALBION | RVTO. PASTA BLANCA | 168 |
| ALBION RLV. | RVTO. PASTA BLANCA | 168 |
| NEW ALLORO | RVTO. PASTA BLANCA | 202 |
| ATKA | RVTO. PASTA BLANCA | 172 |
| ATKA RLV. | RVTO. PASTA BLANCA | 172 |
| BOLSENA | RVTO. PASTA BLANCA | 174 |
| BOLSENA RLV. | RVTO. PASTA BLANCA | 174 |
| NEW CALACATA GOLD | RVTO. PASTA BLANCA | 178 |
| NEW CALACATA WHITE | RVTO. PASTA BLANCA | 180 |
| NEW CHIARA | RVTO. PASTA BLANCA | 202 |
| NEW COWAN RLV. | RVTO. PASTA BLANCA | 180 |
| NEW CREST RLV. | RVTO. PASTA BLANCA | 180 |
| DERNIA | RVTO. PASTA BLANCA | 276 |
| DUMAI | RVTO. PASTA BLANCA | 196 |
| DUMAI RLV. | RVTO. PASTA BLANCA | 196 |
| DURI | RVTO. PASTA BLANCA | 196 |
| NEW ESSENZA | RVTO. PASTA BLANCA | 202 |
| FORVM | RVTO. PASTA BLANCA | 208 |
| FORVM RLV. | RVTO. PASTA BLANCA | 208 |
| ICELAND | RVTO. PASTA BLANCA | 276 |
| KEDIRI | RVTO. PASTA BLANCA | 222 |
| KEDIRI RLV. | RVTO. PASTA BLANCA | 222 |
| NEW LACIO RLV | RVTO. PASTA BLANCA | 178 |
| LIFE RLV. | RVTO. PASTA BLANCA | 264 |
| NEW NERA RLV. | RVTO. PASTA BLANCA | 232 |
| ODEON | RVTO. PASTA BLANCA | 238 |
| ODEON DEC. | RVTO. PASTA BLANCA | 238 |
| ODEON RLV. | RVTO. PASTA BLANCA | 238 |
| PONTESEI | RVTO. PASTA BLANCA | 174 |
| PONTESEI RLV. | RVTO. PASTA BLANCA | 174 |
| REGAL | RVTO. PASTA BLANCA | 240 |
| REGAL ONDAS | RVTO. PASTA BLANCA | 240 |
| REGAL RLV. | RVTO. PASTA BLANCA | 240 |
| SILKSTONE | RVTO. PASTA BLANCA | 244 |
| SILKSTONE RLV. | RVTO. PASTA BLANCA | 244 |
| SIRTE | RVTO. PASTA BLANCA | 276 |
| TOBRUK | RVTO. PASTA BLANCA | 276 |
| TRIPOLI | RVTO. PASTA BLANCA | 276 |
| TRIPOLI MATE | RVTO. PASTA BLANCA | 276 |
| VICO | RVTO. PASTA BLANCA | 174 |
| VICO RLV. | RVTO. PASTA BLANCA | 174 |
| VITA | RVTO. PASTA BLANCA | 264 |
| VITA RLV. | RVTO. PASTA BLANCA | 264 |

20X120 REC.

| | | |
|------------------------|-----------------|-----|
| ADD ELK | DECORSTONE | 138 |
| GREENWICH | DECORSTONE | 142 |
| K.WOOD | COMPACTTO PEDRA | 146 |
| ADD NERA | DECORSTONE | 148 |
| OLDMANOR | DECORSTONE | 150 |
| PINE WOOD | DECORSTONE | 154 |
| ROVERE | DECORSTONE | 156 |
| ADD ROVERE EXT. | DECORSTONE | 156 |

| | | |
|-----------------------|------------------|-------------|
| SONOMA | DECORSTONE | 158 |
| 31,6X60 | | |
| ALASKA | RVTO. PASTA ROJA | 320 |
| ALBI | RVTO. PASTA ROJA | 288 |
| ALBI DEC. | RVTO. PASTA ROJA | 288-296-312 |
| ALBI RLV. | RVTO. PASTA ROJA | 288 |
| NEW ARTLINE | RVTO. PASTA ROJA | 292 |
| DREAM | RVTO. PASTA ROJA | 296 |
| DREAM RLV. | RVTO. PASTA ROJA | 296 |
| KLIM | RVTO. PASTA ROJA | 302 |
| KLIM RLV. | RVTO. PASTA ROJA | 302 |
| PRE.ARTISAN | RVTO. PASTA ROJA | 290 |
| NEW SASSI | RVTO. PASTA ROJA | 310 |
| NEW SASSI DEC. | RVTO. PASTA ROJA | 310 |
| SOFT | RVTO. PASTA ROJA | 312 |
| SOFT RLV. | RVTO. PASTA ROJA | 312 |
| TORONTO | RVTO. PASTA ROJA | 320 |
| URBANA | RVTO. PASTA ROJA | 316 |
| URBANA RLV. | RVTO. PASTA ROJA | 316 |
| NEW WATERCOLOR | RVTO. PASTA ROJA | 322 |

25X75

| | | |
|--------------|--------------------|---------|
| ANZA | RVTO. PASTA BLANCA | 170 |
| ANZA RLV. | RVTO. PASTA BLANCA | 170 |
| BELLINI | RVTO. PASTA BLANCA | 248 |
| COTON | RVTO. PASTA BLANCA | 272 |
| DOSSO | RVTO. PASTA BLANCA | 192-195 |
| DOSSO DEC. | RVTO. PASTA BLANCA | 192-195 |
| DOSSO LIN. | RVTO. PASTA BLANCA | 192-195 |
| GLACE | RVTO. PASTA BLANCA | 272 |
| LINEN | RVTO. PASTA BLANCA | 272 |
| NEIGE | RVTO. PASTA BLANCA | 272 |
| PUCCINI | RVTO. PASTA BLANCA | 248 |
| ROSSINI | RVTO. PASTA BLANCA | 272 |
| SOUL | RVTO. PASTA BLANCA | 248 |
| TRIPOLI | RVTO. PASTA BLANCA | 272 |
| TRIPOLI MATE | RVTO. PASTA BLANCA | 272 |
| VERDI | RVTO. PASTA BLANCA | 248 |
| VOILE | RVTO. PASTA BLANCA | 272 |
| WABE | RVTO. PASTA BLANCA | 248 |

30,3X61,3

| | | |
|-----------------|------------|----|
| NEW AROA | DECORSTONE | 20 |
| EATON | DECORSTONE | 30 |
| EATON ADZ | DECORSTONE | 30 |
| STYLE | DECORSTONE | 76 |

30X60 REC.

| | | |
|----------------------------|-----------------------------|-----|
| NEW ARABESCATO | COMPACGLASS | 88 |
| NEW ARABESCATO RAIN | LUXGLASS / COMPACGLASS | 88 |
| AREZZO | LEVI GLASS | 90 |
| BABEL | RVTO. PASTA BLANCA | 274 |
| BELVEDERE | LEVI GLASS / COMPACGLASS | 94 |
| NEW CALACATA GOLD | LEVI GLASS / COMPACGLASS | 96 |
| NEW CALACATA WHITE | LEVI GLASS / COMPACGLASS | 98 |
| CELLINI | RVTO. PASTA BLANCA | 182 |
| CELLINI RLV. | RVTO. PASTA BLANCA | 182 |
| NEW DOLOMITE | LEVI GLASS | 102 |
| DRESDEN | DECORSTONE | 24 |
| DUPLOCEM | DECORSTONE | 26 |
| DUPLOSTONE | DECORSTONE | 28 |
| NEW ELEGANZA | DECORSTONE | 32 |
| ADD ERDING | LUXGLASS / DECORSTONE | 40 |
| ESSENZA | ABS SEMIPUL. / DECORSTONE | 44 |
| NEW ESSENZA LAVA | DECORSTONE | 46 |
| NEW FIUME | DECORSTONE | 50 |
| GARDA | LEVI GLASS | 108 |
| GROTTO | LEVI GLASS | 110 |
| IMPERIUM | LEVI GLASS / COMPACGLASS | 112 |
| K.SLATE | COMPACTTO PEDRA / SEMI-PUL. | 54 |
| KASHMIR | LEVI GLASS / COMPACGLASS | 114 |

| | | |
|-----------------------------------|-----------------------------|---------|
| KONCEPT | COMPACTTO PEDRA / SEMI-PUL. | 52 |
| LENCI | LEVI GLASS / COMPACGLASS | 116 |
| LUNI | LEVI GLASS / COMPACGLASS | 122 |
| NUVA | RVTO. PASTA BLANCA | 236 |
| NUVA DEC. | RVTO. PASTA BLANCA | 236 |
| OMNIA | COMPACTTO PEDRA | 62 |
| ORDESA | RVTO. PASTA BLANCA | 237-274 |
| PALLADIO | LEVI GLASS | 126 |
| NEW PIETRA DI JURA | DECORSTONE | 64 |
| NEW PIETRA DI LAVAGNA | DECORSTONE | 66 |
| NEW PIETRA DI LAVAGNA EXT. | DECORSTONE | 66 |
| NEW PIETRA DI SAVOIA | DECORSTONE | 68 |
| NEW PIETRA DI SAVOIA EXT. | DECORSTONE | 68 |
| PROVENZA | COMPACTTO PEDRA | 70 |
| SIAM | RVTO. PASTA BLANCA | 246 |
| SILET | RVTO. PASTA BLANCA | 247 |
| SILS | RVTO. PASTA BLANCA | 246 |
| NEW SLATE WAY | ABS SEMIPUL. / DECOR | |

| | | |
|-----------------------|---------------|----------------|
| 17X52 | | |
| | EOS | COMPACGLASS 38 |
| | EOS WOOD | COMPACGLASS 38 |
| 16,3X51,7 REC. | | |
| NEW | ESSENZA MILLE | COMPACGLASS 44 |
| 9X60 REC. | | |
| NEW | ELEGANZA | DECORSTONE 32 |
| ADD | ESSENZA | DECORSTONE 44 |

| | | |
|---------------|-----------|-------------------|
| 8X44,2 | | |
| NEW | AROA | DECORSTONE 20 |
| ADD | OLDMANOR | DECORSTONE 150 |
| ADD | ROVERE | DECORSTONE 156 |
| | VITA RLV. | DECORSTONE 80-263 |

| | | |
|-------------|----------|----------------|
| 8X40 | | |
| ADD | OLDMANOR | DECORSTONE 150 |
| | ROVERE | DECORSTONE 156 |

| | | |
|----------------|------|---------------|
| 12,5X25 | | |
| NEW | AROA | DECORSTONE 20 |

| | | |
|------------------|---------|------------------------------|
| 9X30 REC. | | |
| | TRESANA | LEVI GLASS / COMPACGLASS 130 |

| | | |
|---------------------|-------------------|--------------------------------|
| 120X120 REC. | | |
| | ALBANO | LEVI GLASS 86 |
| ADD | ALLOY | ABS SEMIPUL. / DECORSTONE 18 |
| NEW | ARABESCATO | COMPACGLASS 88 |
| NEW | ARABESCATO RAIN | LUXGLASS / COMPACGLASS 88 |
| | ASCOLANO | LEVI GLASS 92 |
| NEW | CALACATA GOLD | LEVI GLASS / COMPACGLASS 96 |
| NEW | CALACATA WHITE | LEVI GLASS / COMPACGLASS 98 |
| NEW | CRYSTAL RAIN | LUXGLASS / COMPACGLASS 100 |
| NEW | CRYSTAL WHITE | LEVI GLASS / COMPACGLASS 100 |
| NEW | DOLOMITE | LEVI GLASS 102 |
| | ERDING | LUXGLASS / DECORSTONE 40 |
| ADD | ESSENZA | DECORSTONE 44 |
| NEW | ESSENZA PLUS | LUXGLASS 48 |
| NEW | ESSENZA PURE PLUS | COMPACGLASS 48 |
| | GARDA | LEVI GLASS 108 |
| | GROTTO | LEVI GLASS 110 |
| | INZA | DECORSTONE 144 |
| | KONCEPT | COMPACTTO PEDRA / SEMI-PUL. 52 |
| | LENCI | LEVI GLASS / COMPACGLASS 116 |
| | LLEVANT | LEVI GLASS 118 |
| NEW | PIETRA DI JURA | DECORSTONE 64 |
| NEW | PIETRA DI MARMI | LEVI GLASS / COMPACGLASS 128 |
| | TRESANA | LEVI GLASS / COMPACGLASS 130 |

| | | |
|-------------------|------------|------------------------------|
| 90X90 REC. | | |
| | ALBANO | LEVI GLASS 86 |
| ADD | ALLOY | ABS SEMIPUL. / DECORSTONE 18 |
| | ASCOLANO | LEVI GLASS 92 |
| | DRESDEN | DECORSTONE 24 |
| | DUPLOSTONE | DECORSTONE 28 |
| | ESSEN | COMPACTTO PEDRA 42 |
| | LENCI | LEVI GLASS / COMPACGLASS 116 |
| NEW | MOSEL | DECORSTONE 58 |
| | ODEON | DECORSTONE 60 |
| | OLDMANOR | DECORSTONE 152 |
| | OMNIA | COMPACTTO PEDRA 62 |
| | TRESANA | LEVI GLASS / COMPACGLASS 130 |
| | VITA | DECORSTONE 80 |

| | | |
|-------------------|----------|------------------------------|
| 75X75 REC. | | |
| | AREZZO | LEVI GLASS 90 |
| | ASCOLANO | LEVI GLASS 92 |
| | ERDING | LUXGLASS / DECORSTONE 40 |
| | GROTTO | LEVI GLASS / COMPACGLASS 110 |
| | IMPERIUM | LEVI GLASS / COMPACGLASS 112 |
| | KASHMIR | LEVI GLASS 114 |

| | | |
|--|-------------|--------------------------------|
| | KONCEPT | COMPACTTO PEDRA / SEMI-PUL. 52 |
| | KONCEPT ADZ | COMPACTTO PEDRA 52 |
| | LENCI | LEVI GLASS / COMPACGLASS 116 |
| | PROVENZA | COMPACTTO PEDRA 70 |
| | PROVENZAL | DECORSTONE 72 |
| | TRESANA | LEVI GLASS / COMPACGLASS 130 |

| | | |
|------------------|-----------|--------------------|
| 60,8X60,8 | | |
| | DORIA | COMPACGLASS 22 |
| | EATON | DECORSTONE 30 |
| | EATON ADZ | DECORSTONE 30 |
| | ESSEN | COMPACTTO PEDRA 42 |
| | ESSEN ADZ | COMPACTTO PEDRA 42 |
| | GREENPARK | DECORSTONE 140 |
| | STYLE | DECORSTONE 76 |

| | | |
|-------------------|-----------------|--------------------------------|
| 60X60 REC. | | |
| | ALLOY | ABS SEMIPUL. / DECORSTONE 18 |
| NEW | ARABESCATO | COMPACGLASS 88 |
| NEW | ARABESCATO RAIN | LUXGLASS / COMPACGLASS 88 |
| | AREZZO | LEVI GLASS / COMPACGLASS 90 |
| | BELVEDERE | LEVI GLASS / COMPACGLASS 94 |
| NEW | CALACATA GOLD | LEVI GLASS / COMPACGLASS 96 |
| NEW | CALACATA WHITE | LEVI GLASS / COMPACGLASS 98 |
| NEW | DOLOMITE | LEVI GLASS 102 |
| | DORIA | COMPACGLASS 22 |
| | DRESDEN | DECORSTONE 24 |
| | DUPLOCEM | DECORSTONE 26 |
| | DUPLOSTONE | DECORSTONE 28 |
| | EATON | DECORSTONE 30 |
| NEW | ELEGANZA | DECORSTONE 32 |
| ADD | ERDING | LUXGLASS / DECORSTONE 40 |
| | ESSEN | COMPACTTO PEDRA 42 |
| | ESSEN ADZ | COMPACTTO PEDRA 42 |
| | ESSENZA | ABS SEMIPUL. / DECORSTONE 44 |
| NEW | ESSENZA LAVA | DECORSTONE 46 |
| NEW | FIUME | DECORSTONE 50 |
| | FORVM | COMPACGLASS 106 |
| | GARDA | LEVI GLASS 108 |
| | GROTTO | LEVI GLASS / COMPACGLASS 110 |
| | IMPERIUM | LEVI GLASS / COMPACGLASS 112 |
| | KASHMIR | LEVI GLASS / COMPACGLASS 114 |
| | KONCEPT | COMPACTTO PEDRA / SEMI-PUL. 52 |
| | KONCEPT ADZ | COMPACTTO PEDRA 52 |
| | LENCI | LEVI GLASS / COMPACGLASS 116 |
| | LUNI | LEVI GLASS / COMPACGLASS 122 |
| NEW | MOSEL | DECORSTONE 58 |
| | ODEON | DECORSTONE 60 |
| | OMNIA | COMPACTTO PEDRA 62 |
| | PALLADIO | LEVI GLASS 126 |

| | | |
|------------|------------------------|------------------------------|
| NEW | PIETRA DI JURA | DECORSTONE 64 |
| NEW | PIETRA DI LAVAGNA | DECORSTONE 66 |
| NEW | PIETRA DI LAVAGNA EXT. | DECORSTONE 66 |
| NEW | PIETRA DI MARMI | LEVI GLASS / COMPACGLASS 128 |
| NEW | PIETRA DI SAVOIA | DECORSTONE 68 |
| NEW | PIETRA DI SAVOIA EXT. | DECORSTONE 68 |
| | PROVENZA | DECORSTONE 70 |
| | PROVENZAL | DECORSTONE 72 |
| NEW | SLATE WAY | ABS SEMIPUL. / DECORSTONE 74 |
| | STYLE | LUXGLASS 76 |
| | SV.ADZ.HIERRO | INDUSTRIAL 78 |
| | SV.HIERRO | INDUSTRIAL 78 |
| | TRESANA | LEVI GLASS / COMPACGLASS 130 |
| NEW | VERONA | LEVI GLASS / COMPACGLASS 132 |
| | VITA | DECORSTONE 80 |

| | | |
|--------------|-----------|----------------------|
| 45X45 | | |
| | DREAM | PVTO. PASTA ROJA 328 |
| | EATON | DECORSTONE 30 |
| | EATON ADZ | DECORSTONE 30 |
| | ESSEN | COMPACTTO PEDRA 42 |
| | STYLE | DECORSTONE 76 |

| | | |
|------------|-----------|----------------------|
| | STYLE ADZ | DECORSTONE 76 |
| | TOVAR | PVTO. PASTA ROJA 332 |
| | URBANA | PVTO. PASTA ROJA 334 |
| NEW | VINTAGE | COMPACGLASS 82 |

| | | |
|--------------------|---------------|-----------------|
| 25,8X29 HEX | | |
| | ANTIC TREND | COMPACGLASS 254 |
| | DORIA | COMPACGLASS 22 |
| | MODERN TREND | COMPACGLASS 256 |
| | ROYAL TREND | COMPACGLASS 258 |
| | VEGETAL TREND | COMPACGLASS 260 |

| | | |
|----------------------|----------|----------------|
| 19,8X22,8 HEX | | |
| ADD | OLDMANOR | DECORSTONE 150 |
| ADD | ROVERE | DECORSTONE 156 |

| | | |
|-------------------------|---------|--------------------|
| 90X90(20MM) REC. | | |
| ADD | KONCEPT | COMPACTTO PEDRA 52 |
| NEW | MOSEL | DECORSTONE 58 |
| | VITA | DECORSTONE 80 |

| | | |
|--------------------------|------------|--------------------|
| 60X120(20MM) REC. | | |
| | ALBANO | COMPACGLASS 86 |
| | DUPLOCEM | DECORSTONE 26 |
| | DUPLOSTONE | DECORSTONE 28 |
| ADD | K.SLATE | COMPACTTO PEDRA 54 |
| ADD | KONCEPT | COMPACTTO PEDRA 52 |

| | | |
|-------------------------|---------|--------------------|
| 60X90(20MM) REC. | | |
| ADD | K.SLATE | COMPACTTO PEDRA 54 |

| | | |
|-----------------------|--------|---------------------|
| 30,5X121(20MM) | | |
| | SONOMA | COMPACTTO PEDRA 158 |

| | | |
|----------------------------|--------|---------------------|
| 30X120,5(20MM) REC. | | |
| | SONOMA | COMPACTTO PEDRA 158 |

| | | |
|-----------------------------|------------|--------------------|
| 60,5X60,5(20MM) REC. | | |
| | ALBANO | COMPACGLASS 86 |
| ADD | AROA | DECORSTONE 20 |
| | DUPLOCEM | DECORSTONE 26 |
| | DUPLOSTONE | DECORSTONE 28 |
| | ESSEN | COMPACTTO PEDRA 42 |
| ADD | K.SLATE | COMPACTTO PEDRA 54 |
| ADD | KONCEPT | COMPACTTO PEDRA 52 |
| NEW | MOSEL | DECORSTONE 58 |
| | VITA | DECORSTONE 80 |

| | | |
|--------------------|-------|---------------|
| 20X30(20MM) | | |
| NEW | MOSEL | DECORSTONE 58 |

| | | |
|--------------------|-------|---------------|
| 20X20(20MM) | | |
| NEW | MOSEL | DECORSTONE 58 |

| | | |
|------------|-----------------|--------------------------------|
| | ALBANO | LEVI GLASS 86 |
| | ALLOY | ABS SEMIPUL. / DECORSTONE 18 |
| NEW | ARABESCATO RAIN | LUXGLASS 88 |
| | AREZZO | LEVI GLASS / COMPACGLASS 90 |
| | ASCOLANO | LEVI GLASS 92 |
| | BELVEDERE | LEVI GLASS / COMPACGLASS 94 |
| NEW | CALACATA GOLD | LEVI GLASS / COMPACGLASS 96 |
| NEW | CALACATA WHITE | LEVI GLASS / COMPACGLASS 98 |
| NEW | CRYSTAL WHITE | LEVI GLASS / COMPACGLASS 100 |
| NEW | DOLOMITE | LEVI GLASS 102 |
| | DRESDEN | DECORSTONE 24 |
| | DUPLOCEM | DECORSTONE 26 |
| | DUPLOSTONE | DECORSTONE 28 |
| | EATON | DECORSTONE 30 |
| | ELGIN | DECORSTONE 36 |
| | ERDING | LUXGLASS / DECORSTONE 40 |
| | ESSEN | COMPACTTO PEDRA 42 |
| | ESSENZA | ABS SEMIPUL. / DECORSTONE 44 |
| | FENIX | LEVI GLASS 104 |
| NEW | FIUME | DECORSTONE 50 |
| | GARDA | LEVI GLASS 108 |
| | GROTTO | LEVI GLASS / COMPACGLASS 110 |
| | IMPERIUM | LEVI GLASS / COMPACGLASS 112 |
| | K.SLATE | COMPACTTO PEDRA / SEMI-PUL. 54 |
| | K.STONE | COMPACTTO PEDRA / SEMI-PUL. 56 |
| | KASHMIR | LEVI GLASS / COMPACGLASS 114 |
| | KONCEPT | COMPACTTO PEDRA / SEMI-PUL. 52 |
| | LENCI | LEVI GLASS / COMPACGLASS 116 |
| | LLEVANT | LEVI GLASS 118 |
| | LUCCA | LEVI GLASS / COMPACGLASS 120 |
| | LUNI | LEVI GLASS / COMPACGLASS 122 |
| | ODEON | DECORSTONE 60 |
| | OMNIA | COMPACTTO PEDRA 62 |
| NEW | ONIX | LEVI GLASS / COMPACGLASS 124 |
| | PALLADIO | LEVI GLASS 126 |
| | PROVENZA | COMPACTTO PEDRA 70 |
| | PROVENZAL | COMPACGLASS 72 |
| NEW | SLATE WAY | ABS SEMIPUL. / DECORSTONE 74 |
| | STYLE | LUXGLASS / DECORSTONE 76 |
| | TRESANA | LEVI GLASS / COMPACGLASS 130 |
| NEW | VERONA | LEVI GLASS / COMPACGLASS 132 |
| | VITA | DECORSTONE 80 |

| | | |
|-----------------------|-----------------|------------------------------|
| 30X30(7) MALLA | | |
| | ALBANO | LEVI GLASS 86 |
| | ALLOY | ABS SEMIPUL. / DECORSTONE 18 |
| NEW | ARABESCATO RAIN | LUXGLASS 88 |
| | AREZZO | LEVI GLASS / COMPACGLASS 90 |
| | ASCOLANO | LEVI GLASS 92 |
| | BELVEDERE | LEVI GLASS / COMPACGLASS 94 |
| NEW | CALACATA GOLD | LEVI GLASS / COMPACGLASS 96 |
| NEW | CALACATA WHITE | LEVI GLASS / COMPACGLASS 98 |
| NEW | CRYSTAL WHITE | LEVI GLASS / COMPACGLASS 100 |
| NEW | DOLOMITE | LEVI GLASS 102 |

| | | |
|------------|------------|--------------------------------|
| | DRESDEN | DECORSTONE 24 |
| | DUPLOCEM | DECORSTONE 26 |
| | DUPLOSTONE | DECORSTONE 28 |
| | EATON | DECORSTONE 30 |
| | ELGIN | DECORSTONE 36 |
| | ERDING | LUXGLASS / DECORSTONE 40 |
| | ESSEN | COMPACTTO PEDRA 42 |
| | ESSENZA | ABS SEMIPUL. / DECORSTONE 44 |
| | FENIX | LEVI GLASS 104 |
| NEW | FIUME | DECORSTONE 50 |
| | GARDA | LEVI GLASS 108 |
| | GROTTO | LEVI GLASS / COMPACGLASS 110 |
| | IMPERIUM | LEVI GLASS / COMPACGLASS 112 |
| | K.SLATE | COMPACTTO PEDRA / SEMI-PUL. 54 |
| | K.STONE | COMPACTTO PEDRA / SEMI-PUL. 56 |
| | KASHMIR | LEVI GLASS / COMPACGLASS 114 |
| | KONCEPT | COMPACTTO PEDRA / SEMI-PUL. 52 |
| | LENCI | LEVI GLASS / COMPACGLASS 116 |
| | LLEVANT | LEVI GLASS 118 |
| | LUCCA | LEVI GLASS / COMPACGLASS 120 |
| | LUNI | LEVI GLASS / COMPACGLASS 122 |
| | ODEON | DECORSTONE 60 |
| | OMNIA | COMPACTTO PEDRA 62 |
| NEW | ONIX | LEVI GLASS / COMPACGLASS 124 |
| | PALLADIO | LEVI GLASS 126 |
| | PROVENZA | COMPACTTO PEDRA 70 |
| | PROVENZAL | COMPACGLASS 72 |
| NEW | SLATE WAY | ABS SEMIPUL. / DECORSTONE 74 |
| | STYLE | LUXGLASS / DECORSTONE 76 |
| | TRESANA | LEVI GLASS / COMPACGLASS 130 |
| NEW | VERONA | LEVI GLASS / COMPACGLASS 132 |
| | VITA | DECORSTONE 80 |

| | | |
|------------|------------|--------------------------------|
| | DRESDEN | DECORSTONE 24 |
| | DUPLOCEM | DECORSTONE 26 |
| | DUPLOSTONE | DECORSTONE 28 |
| | EATON | DECORSTONE 30 |
| | ELGIN | DECORSTONE 36 |
| | ERDING | LUXGLASS / DECORSTONE 40 |
| | ESSEN | COMPACTTO PEDRA 42 |
| | ESSENZA | ABS SEMIPUL. / DECORSTONE 44 |
| | FENIX | LEVI GLASS 104 |
| NEW | FIUME | DECORSTONE 50 |
| | GARDA | LEVI GLASS 108 |
| | GROTTO | LEVI GLASS / COMPACGLASS 110 |
| | IMPERIUM | LEVI GLASS / COMPACGLASS 112 |
| | K.SLATE | COMPACTTO PEDRA / SEMI-PUL. 54 |
| | K.STONE | COMPACTTO PEDRA / SEMI-PUL. 56 |
| | KASHMIR | LEVI GLASS / COMPACGLASS 114 |
| | KONCEPT | COMPACTTO PEDRA / SEMI-PUL. 52 |
| | LENCI | LEVI GLASS / COMPACGLASS 116 |
| | LLEVANT | LEVI GLASS 118 |
| | LUCCA | LEVI GLASS / COMPACGLASS 120 |
| | LUNI | LEVI GLASS / COMPACGLASS 122 |
| | ODEON | DECORSTONE 60 |
| | OMNIA | COMPACTTO PEDRA 62 |
| NEW | ONIX | LEVI GLASS / COMPACGLASS 124 |
| | PALLADIO | LEVI GLASS 126 |
| | PROVENZA | COMPACTTO PEDRA 70 |
| | PROVENZAL | COMPACGLASS 72 |
| NEW | SLATE WAY | ABS SEMIPUL. / DECORSTONE 74 |
| | STYLE | LUXGLASS / DECORSTONE 76 |
| | TRESANA | LEVI GLASS / COMPACGLASS 130 |
| NEW | VERONA | LEVI GLASS / COMPACGLASS 132 |
| | VITA | DECORSTONE 80 |

| | | |
|-----------------------|-------------------|------------------------------|
| 30X30(5) MALLA | | |
| NEW | PIETRA DI JURA | DECORSTONE 64 |
| NEW | PIETRA DI LAVAGNA | DECORSTONE 66 |
| NEW | PIETRA DI SAVOIA | DECORSTONE 68 |
| NEW | PIETRA DI MARMI | LEVI GLASS / COMPACGLASS 128 |
| | STYLE | LUXGLASS / DECORSTONE 76 |

| | | |
|------------|-----------------|------------------------------|
| | ALBANO | LEVI GLASS 86 |
| | ALLOY | ABS SEMIPUL. / DECORSTONE 18 |
| NEW | ARABESCATO RAIN | |

TIPOLOGÍA DE PRODUCTO
PRODUCT SERIES
FAMILLE DE PRODUCT

- **COMPACGLASS**
GRES PORCELÁNICO ESMALTADO
GLAZED PORCELAIN TILES
GRÈS CÉRAMÉ EMAILLÉ
- **LEVIGLASS**
GRES PORCELÁNICO ESMALTADO PULIDO
RECTIFICADO
POLISHED GLAZED RECTIFIED PORCELAIN TILES
GRÈS CÉRAMÉ EMAILLÉ POLI RECTIFIÉE
- **DECORSTONE**
GRES PORCELÁNICO
PORCELAIN TILES
GRÈS CÉRAMÉ
- **ALTO BRILLO SEMIPULIDO**
GRES PORCELÁNICO SEMIPULIDO RECTIFICADO
RECTIFIED SEMIPOLISHED PORCELAIN TILES
GRÈS CÉRAMÉ SEMIPOLI RECTIFIÉE
- **LUXGLASS**
GRES PORCELÁNICO RECTIFICADO
RECTIFIED PORCELAIN TILES
GRÈS CÉRAMÉ RECTIFIÉE
- **COMPACTO PEDRA**
GRES PORCELÁNICO
PORCELAIN TILES
GRÈS CÉRAMÉ
- **COMPACTO PEDRA SEMIPULIDO**
GRES PORCELÁNICO SEMIPULIDO RECTIFICADO
RECTIFIED SEMIPOLISHED PORCELAIN TILES
GRÈS CÉRAMÉ SEMIPOLI RECTIFIÉE
- **REVESTIMIENTO PASTA BLANCA**
WHITE BODY WALL TILES
REVÊTEMENT PÂTE BLANCHE
- **REVESTIMIENTO PASTA ROJA**
RED BODY WALL TILES
REVÊTEMENT PÂTE ROUGE
- **PAVIMENTO PASTA ROJA**
RED BODY FLOOR TILES
SOL PÂTE ROUGE

SIMBOLOGÍA
SYMBOLS / LÉGENDE

ACABADOS
FINISHES
FINITIONS

- BRILLO**
GLOSSY
BRILLANT
- MATE**
MATT
MAT
- SEMIPULIDO**
ALTO BRILLO
SEMI POLISHED
HIGH GLOSS
SEMI-POLI
HAUTE BRILLANCE
- LUXGLASS**
- LEVIGLASS**
- RECTIFICADO**
RECTIFIED
RECTIFIÉE
- SIN RECTIFICAR**
NON RECTIFIED
NON RECTIFIÉE
- ESPESOR DE 20 MM**
20 MM THICKNESS
20 MM D'ÉPAISSEUR
- ANTIBACTERIANO**
ANTIMICROBIAL
ANTIMICROBIEN

TIPO DE SUPERFICIE
TYPE OF SURFACE
TYPE DE SURFACE

- REVESTIMIENTO**
WALL TILE
REVÊTEMENT
- PAVIMENTO**
FLOOR TILE
SOL
- CONTACT GRIP***

COLOCACIÓN
TILE LAYING
POSE

- RECOMENDABLE NO COLOCAR TRABADO A MITAD DE PIEZA**
WE DO NOT RECOMMEND LAYING THE TILES BRICKBOND (BRICK-JOINTED) HALFWAY
RECOMMANDÉ DE NE PAS POSER EN DÉCALÉ À LA MOITIÉ DE LA PIÈCE
- COLOCACIÓN CON POSICIÓN**
PLACEMENT WITH POSITION
PLACEMENT AVEC POSITION

CARACTERÍSTICAS TÉCNICAS
TECHNICAL FEATURES
SPÉCIFICATIONS TECHNIQUES

- UNE 41901 EX**
Resistencia al deslizamiento (Péndulo)
Slip resistance (Pendulum)
Résistance au glissement (Pendule)
- DIN 51130**
Ángulo crítico de deslizamiento (Rampa)
Critical slip angle (Ramp)
Angle de glissement critique (Rampe)
- DIN 51097**
Ángulo crítico deslizamiento. Zonas húmedas de andar descalzo
Critical slip angle. Barefoot wetted areas
Angle de glissement critique. Zones mouillées pieds nus


- DCOF ANSI A326.3**
Coeficiente de fricción dinámico (DCOF) de pavimentos rígidos
Dynamic coefficient of friction (DCOF) of rigid pavements
Coefficient de frottement dynamique (DCOF) des chaussées rigides

- BS7976**
Clasificación según los valores de los ensayos del péndulo (mojado)
Classification according to pendulum test values (wet)
Classification selon les valeurs du test du pendule (humide)



UPEC-CSTB

GUÍA DE CONTENIDOS
TABLE OF CONTENTS / GUIDE DES MATIÈRES



- PÁGINA**
PAGE
PAGE
- QR SERIE**
QR SERIE
QR SERIE
- CÓDIGO DE PRECIO**
PRICE CODE
CODE PRIX
- CÓDIGO DE PRODUCTO**
PRODUCT CODE
CODE DE PRODUIT
- PIEZAS ESPECIALES**
SPECIAL PIECES
PIÈCES ESPECIALES
- IMAGEN DE AMBIENTE**
ROOM SCENE
IMAGE
- EMPAQUETADO**
PACKAGING
EMBALLAGE
- DESCRIPCIÓN DE IMAGEN**
DESCRIPTION IMAGE
DESCRIPTION IMAGE

* Tratamiento superficial aplicado después de la cocción sujeto a condiciones de modelo color, cantidad y suministro y que cumple con la norma española CTE.

* Surface treatment compliant with the Spanish building code (CTE), applied after firing depending on the model, colour, amount and delivery conditions.

* Traitement superficiel appliqué après la cuisson et assujéti aux conditions de modèle, couleur, quantité et fourniture, et qui respecte le code technique de la construction espagnol.



CEMENTOS Y PIEDRAS

CEMENT AND STONES
CIMENTS ET PIERRES

ALLOY



DECORSTONE

Formatos / Sizes / Formats

60x120
23,62"x47,24"

▼ 10,5 mm
▲ 10,5 mm

REC.

120x120
47,24"x47,24"

▼ 10,2 mm
▲ 10,2 mm

REC.

90x90
35,43"x35,43"

▼ 10,5 mm
▲ 10,5 mm

60x60
23,62"x23,62"

▼ 9,5 mm
▲ 9,5 mm

REC. REC.

30x30 (7x7)
11,81"x11,81"

COMBINACIONES
MATCHING COLLECTIONS
LES COLLECTIONS À COMBINER

ALLOY (ORIGIN CAT.)

7,5x30
2,95"x11,81"

20,4x20,4
8,03"x8,03"



| | | | |
|------------------------|------------|--------------------|---|
| ● Alloy Pearl 60x120 | Rec. M99 | 017.869.0169.10476 | 🔗 |
| ● Alloy Pearl 60x120 | Rec. M120 | 071.869.0169.10476 | 🔗 |
| ● Alloy Pearl 120x120 | Rec. M139 | 017.120.0169.10476 | 🔗 |
| ● Alloy Pearl 120x120 | Rec. M174 | 071.120.0169.10476 | 🔗 |
| ● Alloy Pearl 90x90 | Rec. M99 | 017.804.0169.10476 | 🔗 |
| ● Alloy Pearl 90x90 | Rec. M112 | 071.804.0169.10476 | 🔗 |
| ● Alloy Pearl 60x60 | Rec. M57 | 017.840.0169.10476 | 🔗 |
| ● Alloy Pearl 60x60 | Rec. M85 | 071.840.0169.10476 | 🔗 |
| ● Alloy Pearl 30x30(7) | Malla M201 | 025.590.0169.10476 | 🔗 |
| ● Alloy Pearl 30x30(7) | Malla M201 | 051.590.0169.10476 | 🔗 |



| | | | |
|-----------------------|------------|--------------------|---|
| ● Alloy Grey 60x120 | Rec. M99 | 017.869.0161.10476 | 🔗 |
| ● Alloy Grey 60x120 | Rec. M120 | 071.869.0161.10476 | 🔗 |
| ● Alloy Grey 120x120 | Rec. M139 | 017.120.0161.10476 | 🔗 |
| ● Alloy Grey 120x120 | Rec. M174 | 071.120.0161.10476 | 🔗 |
| ● Alloy Grey 90x90 | Rec. M99 | 017.804.0161.10476 | 🔗 |
| ● Alloy Grey 90x90 | Rec. M112 | 071.804.0161.10476 | 🔗 |
| ● Alloy Grey 60x60 | Rec. M57 | 017.840.0161.10476 | 🔗 |
| ● Alloy Grey 60x60 | Rec. M85 | 071.840.0161.10476 | 🔗 |
| ● Alloy Grey 30x30(7) | Malla M201 | 025.590.0161.10476 | 🔗 |
| ● Alloy Grey 30x30(7) | Malla M201 | 051.590.0161.10476 | 🔗 |



| | | | |
|-----------------------|------------|--------------------|---|
| ● Alloy Coal 60x120 | Rec. M99 | 017.869.0298.10476 | 🔗 |
| ● Alloy Coal 60x120 | Rec. M120 | 071.869.0298.10476 | 🔗 |
| ● Alloy Coal 120x120 | Rec. M139 | 017.120.0298.10476 | 🔗 |
| ● Alloy Coal 120x120 | Rec. M174 | 071.120.0298.10476 | 🔗 |
| ● Alloy Coal 90x90 | Rec. M99 | 017.804.0298.10476 | 🔗 |
| ● Alloy Coal 90x90 | Rec. M112 | 071.804.0298.10476 | 🔗 |
| ● Alloy Coal 60x60 | Rec. M57 | 017.840.0298.10476 | 🔗 |
| ● Alloy Coal 60x60 | Rec. M85 | 071.840.0298.10476 | 🔗 |
| ● Alloy Coal 30x30(7) | Malla M201 | 025.590.0298.10476 | 🔗 |
| ● Alloy Coal 30x30(7) | Malla M201 | 051.590.0298.10476 | 🔗 |



| | | | |
|-----------------------|------------|--------------------|---|
| ● Alloy Mint 60x120 | Rec. M99 | 017.869.0824.10476 | 🔗 |
| ● Alloy Mint 60x120 | Rec. M120 | 071.869.0824.10476 | 🔗 |
| ● Alloy Mint 120x120 | Rec. M139 | 017.120.0824.10476 | 🔗 |
| ● Alloy Mint 120x120 | Rec. M174 | 071.120.0824.10476 | 🔗 |
| ● Alloy Mint 90x90 | Rec. M99 | 017.804.0824.10476 | 🔗 |
| ● Alloy Mint 90x90 | Rec. M112 | 071.804.0824.10476 | 🔗 |
| ● Alloy Mint 60x60 | Rec. M57 | 017.840.0824.10476 | 🔗 |
| ● Alloy Mint 60x60 | Rec. M85 | 071.840.0824.10476 | 🔗 |
| ● Alloy Mint 30x30(7) | Malla M201 | 025.590.0824.10476 | 🔗 |
| ● Alloy Mint 30x30(7) | Malla M201 | 051.590.0824.10476 | 🔗 |



| | | | |
|--------------------------|------------|--------------------|---|
| ● Alloy Azzurro 60x120 | Rec. M99 | 017.869.0151.10476 | 🔗 |
| ● Alloy Azzurro 60x120 | Rec. M120 | 071.869.0151.10476 | 🔗 |
| ● Alloy Azzurro 120x120 | Rec. M139 | 017.120.0151.10476 | 🔗 |
| ● Alloy Azzurro 120x120 | Rec. M174 | 071.120.0151.10476 | 🔗 |
| ● Alloy Azzurro 90x90 | Rec. M99 | 017.804.0151.10476 | 🔗 |
| ● Alloy Azzurro 90x90 | Rec. M112 | 071.804.0151.10476 | 🔗 |
| ● Alloy Azzurro 60x60 | Rec. M57 | 017.840.0151.10476 | 🔗 |
| ● Alloy Azzurro 60x60 | Rec. M85 | 071.840.0151.10476 | 🔗 |
| ● Alloy Azzurro 30x30(7) | Malla M201 | 025.590.0151.10476 | 🔗 |
| ● Alloy Azzurro 30x30(7) | Malla M201 | 051.590.0151.10476 | 🔗 |



| | | | |
|-------------------------|------------|--------------------|---|
| ● Alloy Copper 60x120 | Rec. M99 | 017.869.0287.10476 | 🔗 |
| ● Alloy Copper 60x120 | Rec. M120 | 071.869.0287.10476 | 🔗 |
| ● Alloy Copper 120x120 | Rec. M139 | 017.120.0287.10476 | 🔗 |
| ● Alloy Copper 120x120 | Rec. M174 | 071.120.0287.10476 | 🔗 |
| ● Alloy Copper 90x90 | Rec. M99 | 017.804.0287.10476 | 🔗 |
| ● Alloy Copper 90x90 | Rec. M112 | 071.804.0287.10476 | 🔗 |
| ● Alloy Copper 60x60 | Rec. M57 | 017.840.0287.10476 | 🔗 |
| ● Alloy Copper 60x60 | Rec. M85 | 071.840.0287.10476 | 🔗 |
| ● Alloy Copper 30x30(7) | Malla M201 | 025.590.0287.10476 | 🔗 |
| ● Alloy Copper 30x30(7) | Malla M201 | 051.590.0287.10476 | 🔗 |

DECORSTONE
GRES PORCELÁNICO RECTIFICADO · RECTIFIED PORCELAIN TILES · GRÈS CÉRAMÉ RECTIFIÉE

ALTO BRILLO SEMIPULIDO
GRES PORCELÁNICO SEMIPULIDO RECTIFICADO · RECTIFIED SEMIPOLISHED PORCELAIN TILES · GRÈS CÉRAMÉ SEMIPOLI RECTIFIÉE



Rvto. / Wall / Rvtrm: Alloy Mint 60x120 A.B.Semipulido - Malla Alloy Mint 30x30(7x7) A.B.Semipulido - Alloy Pearl 60x120 A.B.Semipulido
Pvta. / Floor / Sol: Alloy Pearl 60x60 A.B.Semipulido - Oldmanor Tabaco 25x150

Piezas especiales / Special pieces / Pièces especiales

Consultar en página / Consult on page / Consulter en page: 344

| *PELDAÑO GRADONE | *ÁNGULO GRADONE | *PELDAÑO RANURADO | *ÁNGULO RANURADO | *RODAPÍE DEC. A.B.S. | *RODAPÍE C/ROMO |
|------------------|-----------------|-------------------|------------------|----------------------|-----------------|
| | | | | | |

Empaquetado / Packaging / Emballage

| Formato | pz/cj | m²/cj | cj/pl | m²/pl | kg/cj | kg/pl |
|----------|-------|-------|-------|-------|-------|----------|
| 60x120 | 2 | 1.44 | 32 | 46.08 | 34.25 | 1,121.00 |
| 120x120 | 1 | 1.44 | 36 | 51.84 | 36.36 | 1,348.96 |
| 90x90 | 2 | 1.62 | 27 | 43.74 | 40.00 | 1,110.00 |
| 60x60 | 4 | 1.44 | 30 | 43.20 | 30.00 | 920.00 |
| 30x30(7) | 11 | 1.00 | 42 | 42.00 | 23.10 | 990.20 |

AROA



Formatos / Sizes / Formats

| | | | |
|---|---|---|---|
| 30,3x61,3 11,92"x24,13" 9 mm | 8x44,2 3,14"x17,40" 8,5 mm | 12,5x25 4,92"x9,84" 8,5 mm | 60,5x60,5 23,81"x23,81" 20 mm REC. |
|---|---|---|---|



● Aroa Sand 30,3x61,3 M45 015.722.0119.11416 (MATT)
● Aroa Sand 60,5x60,5 (20 mm) Rec. M128 017.701.0119.11416 (MATT)



● Aroa Grey 30,3x61,3 M45 015.722.0161.11416 (MATT)
● Aroa Grey 60,5x60,5 (20 mm) Rec. M128 017.701.0161.11416 (MATT)



● Aroa Mix 30,3x61,3 M45 015.722.0100.11416 (MATT)
● Aroa Mix 60,5x60,5 (20 mm) Rec. M128 017.701.0100.11416 (MATT)



● Aroa Sand 12,5x25 M82 015.628.0119.11416 (MATT)



● Aroa Grey 12,5x25 M82 015.628.0161.11416 (MATT)



● Aroa Mix 12,5x25 M82 015.628.0100.11416 (MATT)



● Aroa Sand 8x44,2 M70 015.681.0119.11416 (MATT)



● Aroa Grey 8x44,2 M70 015.681.0161.11416 (MATT)



● Aroa Mix 8x44,2 M70 015.681.0100.11416 (MATT)



Rvto. / Wall / Rvtm.: **Aroa Mix 30,3x61,3 - Aroa Mix 8x44,2**
Pvto. / Floor / Sol: **At. Viggo Roble 20x120**



Piezas especiales / Special pieces / Pièces especiales

Consultar en página / Consult on page / Consulter en page: 344

| *PELDAÑO GRADONE | *ÁNGULO GRADONE | *PELDAÑO RANURADO | *ÁNGULO RANURADO | *RODAPIÉ C/ROMO |
|------------------|-----------------|-------------------|------------------|-----------------|
| | | | | |
| | | NO 20mm | NO 20mm | NO 20mm |

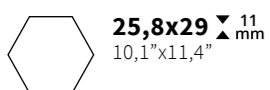


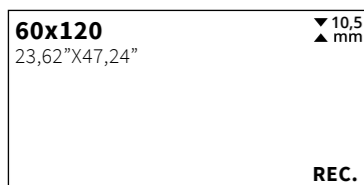
Empaquetado / Packaging / Emballage

| Formato | pz/cj | m ² /cj | cj/pl | m ² /pl | kg/cj | kg/pl |
|-------------------|-------|--------------------|-------|--------------------|-------|----------|
| 30,3x61,3 | 7 | 1.30 | 40 | 52.00 | 25.00 | 1,020.00 |
| 8x44,2 | 30 | 1.06 | 65 | 68.90 | 18.60 | 1,129.00 |
| 12,5x25 | 20 | 0.62 | 64 | 39.68 | 13.12 | 859.68 |
| 60,5x60,5 (20 mm) | 2 | 0.73 | 30 | 21.90 | 34.00 | 1,040.00 |

DORIA



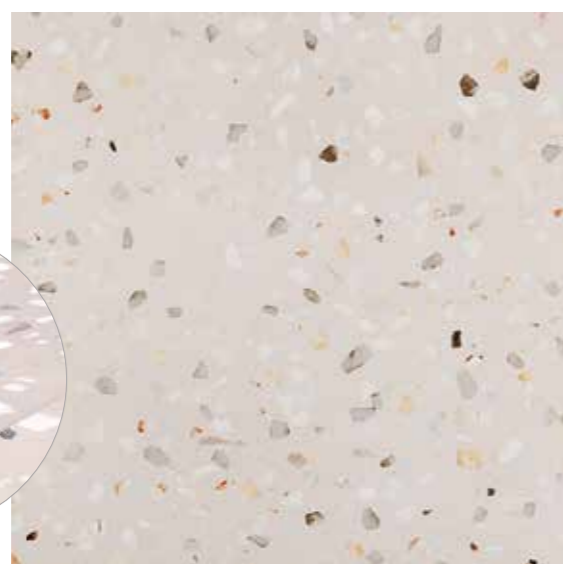
Formatos / Sizes / Formats



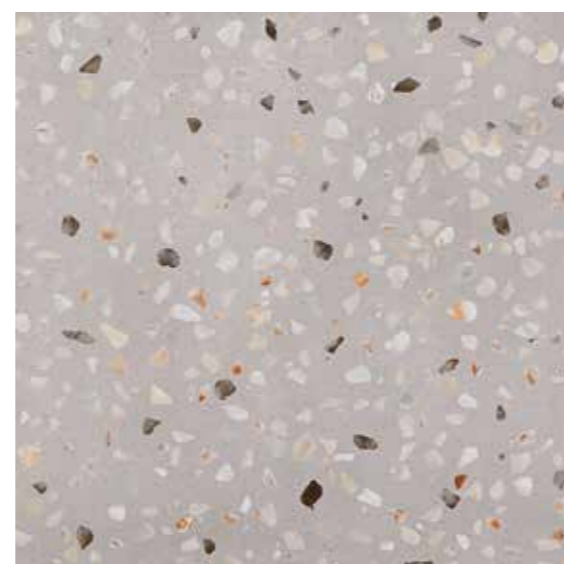
| | | | | | | |
|---------|--------|-----------|------|-----|--------------------|--|
| ● Doria | Bianco | 60x120 | Rec. | M86 | 017.250.0150.10382 | |
| ● Doria | Bianco | 60,8x60,8 | | M46 | 015.440.0150.10382 | |
| ● Doria | Bianco | 60x60 | Rec. | M51 | 017.840.0150.10382 | |




| | | | | | | |
|---------|-------|-----------|------|-----|--------------------|--|
| ● Doria | Multi | 60x120 | Rec. | M86 | 017.250.0558.10382 | |
| ● Doria | Multi | 60,8x60,8 | | M46 | 015.440.0558.10382 | |
| ● Doria | Multi | 60x60 | Rec. | M51 | 017.840.0558.10382 | |




| | | | | | | |
|---------|--------|-----------|------|-----|--------------------|--|
| ● Doria | Sabbia | 60x120 | Rec. | M86 | 017.250.0598.10382 | |
| ● Doria | Sabbia | 60,8x60,8 | | M46 | 015.440.0598.10382 | |
| ● Doria | Sabbia | 60x60 | Rec. | M51 | 017.840.0598.10382 | |




| | | | | | | |
|---------|--------|-----------|------|-----|--------------------|--|
| ● Doria | Greige | 60x120 | Rec. | M86 | 017.250.0408.10382 | |
| ● Doria | Greige | 60,8x60,8 | | M46 | 015.440.0408.10382 | |
| ● Doria | Greige | 60x60 | Rec. | M51 | 017.840.0408.10382 | |




| | | | | | |
|-----------------|--------|---------|-----|--------------------|--|
| ● Hexagon Doria | Bianco | 25,8x29 | M80 | 015.122.0150.10382 | |
|-----------------|--------|---------|-----|--------------------|--|



| | | | | | |
|-----------------|--------|---------|-----|--------------------|--|
| ● Hexagon Doria | Sabbia | 25,8x29 | M80 | 015.122.0598.10382 | |
|-----------------|--------|---------|-----|--------------------|--|



| | | | | | |
|-----------------|-------|---------|-----|--------------------|--|
| ● Hexagon Doria | Multi | 25,8x29 | M80 | 015.122.0558.10382 | |
|-----------------|-------|---------|-----|--------------------|--|



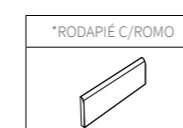
| | | | | | |
|-----------------|--------|---------|-----|--------------------|--|
| ● Hexagon Doria | Greige | 25,8x29 | M80 | 015.122.0408.10382 | |
|-----------------|--------|---------|-----|--------------------|--|



Rvto. / Wall / Rvtrm.: **Hexagon Doria Sabbia 25,8x29**
Pvto. / Floor / Sol: **Doria Sabbia 60x60 - Omnia Neutro 60x60**

Piezas especiales / Special pieces / Pièces especiales

Consultar en página / Consult on page / Consulter en page: 344



Empaquetado / Packaging / Emballage

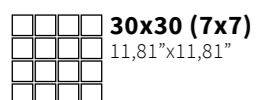
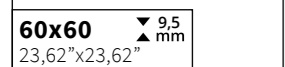
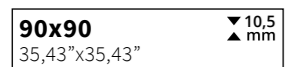
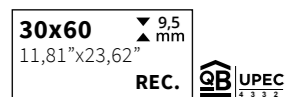
| Formato | pz/cj | m²/cj | cj/pl | m²/pl | kg/cj | kg/pl |
|-----------------|-------|-------|-------|-------|-------|---------|
| 60x120 | 2 | 1,44 | 36 | 51,84 | 21,50 | 1091,00 |
| 60,8x60,8 | 4 | 1,48 | 30 | 44,40 | 31,35 | 960,50 |
| 60x60 | 4 | 1,44 | 30 | 43,20 | 30,00 | 920,00 |
| 25,8x29 Hexagon | 18 | 1,00 | 48 | 48,00 | 22,50 | 1100,00 |



DRESDEN



Formatos / Sizes / Formats



| | | | | |
|---------------------------|-------|------|--------------------|--|
| ● Dresden Blanco 30x60 | Rec. | M51 | 017.450.0012.09828 | |
| ● Dresden Blanco 90x90 | Rec. | M86 | 017.804.0012.09828 | |
| ● Dresden Blanco 60x60 | Rec. | M51 | 017.840.0012.09828 | |
| ● Dresden Blanco 30x30(7) | Malla | M201 | 025.590.0012.09828 | |



| | | | | |
|--------------------------|-------|------|--------------------|--|
| ● Dresden Perla 30x60 | Rec. | M51 | 017.450.0037.09828 | |
| ● Dresden Perla 90x90 | Rec. | M86 | 017.804.0037.09828 | |
| ● Dresden Perla 60x60 | Rec. | M51 | 017.840.0037.09828 | |
| ● Dresden Perla 30x30(7) | Malla | M201 | 025.590.0037.09828 | |



| | | | | |
|-------------------------|-------|------|--------------------|--|
| ● Dresden Gris 30x60 | Rec. | M51 | 017.450.0002.09828 | |
| ● Dresden Gris 90x90 | Rec. | M86 | 017.804.0002.09828 | |
| ● Dresden Gris 60x60 | Rec. | M51 | 017.840.0002.09828 | |
| ● Dresden Gris 30x30(7) | Malla | M201 | 025.590.0002.09828 | |



| | | | | |
|--------------------------|-------|------|--------------------|--|
| ● Dresden Taupe 30x60 | Rec. | M51 | 017.450.0285.09828 | |
| ● Dresden Taupe 90x90 | Rec. | M86 | 017.804.0285.09828 | |
| ● Dresden Taupe 60x60 | Rec. | M51 | 017.840.0285.09828 | |
| ● Dresden Taupe 30x30(7) | Malla | M201 | 025.590.0285.09828 | |



Pvto. / Floor / Sol: Dresden Perla 90x90

Piezas especiales / Special pieces / Pièces especiales

Consultar en página / Consult on page / Consulter en page: 344

| *PELDAÑO GRADONE | *ÁNGULO GRADONE | *PELDAÑO RANURADO | *ÁNGULO RANURADO | *RODAPIÉ C/ROMO |
|------------------|-----------------|-------------------|------------------|-----------------|
| | | | | |

Empaquetado / Packaging / Emballage

| Formato | pz/cj | m ² /cj | cj/pl | m ² /pl | kg/cj | kg/pl |
|----------|-------|--------------------|-------|--------------------|-------|----------|
| 30x60 | 6 | 1.08 | 48 | 51.84 | 23.60 | 1,152.80 |
| 90x90 | 2 | 1.62 | 27 | 43.74 | 40.00 | 1,110.00 |
| 60x60 | 4 | 1.44 | 30 | 43.20 | 30.00 | 920.00 |
| 30x30(7) | 11 | 1.00 | 42 | 42.00 | 23.10 | 990.20 |



DUPLOCEM



Formatos / Sizes / Formats

| | |
|--------------------------------|----------------|
| 60x120 23,62"x47,24" | ▼ 10,5 mm ▲ |
| 30x60 11,81"x23,62" | ▼ 9,5 mm ▲ |
| REC. | REC. |

| | |
|-------------------------------|----------------|
| 45x90 17,71"x35,43" | ▼ 10,5 mm ▲ |
| REC. | |

| | |
|-------------------------------|---------------|
| 60x60 23,62"x23,62" | ▼ 9,5 mm ▲ |
| REC. | |

| |
|-------------------------------------|
| 30x30 (7x7) 11,81"x11,81" |
|-------------------------------------|

| | |
|--------------------------------|--------------|
| 60x120 23,62"x47,24" | ▼ 20 mm ▲ |
| REC. | |

| | |
|-----------------------------------|--------------|
| 60,5x60,5 23,81"x23,81" | ▼ 20 mm ▲ |
| REC. | |



- Duplocem Marfil 60x120 (20 mm) Rec. M165 017.390.0033.02509
- Duplocem Marfil 60x120 Rec. M86 017.869.0033.02509
- Duplocem Marfil 45x90 Rec. M57 017.805.0033.02509
- Duplocem Marfil 30x60 Rec. M51 017.450.0033.02509
- Duplocem Marfil 60,5x60,5 (20 mm) Rec. M128 017.701.0033.02509
- Duplocem Marfil 60x60 Rec. M51 017.840.0033.02509
- Duplocem Marfil 30x30(7) Malla M201 025.590.0033.02509



- Duplocem Taupe 60x120 (20 mm) Rec. M165 017.390.0285.02509
- Duplocem Taupe 60x120 Rec. M86 017.869.0285.02509
- Duplocem Taupe 45x90 Rec. M57 017.805.0285.02509
- Duplocem Taupe 30x60 Rec. M51 017.450.0285.02509
- Duplocem Taupe 60,5x60,5 (20 mm) Rec. M128 017.701.0285.02509
- Duplocem Taupe 60x60 Rec. M51 017.840.0285.02509
- Duplocem Taupe 30x30(7) Malla M201 025.590.0285.02509



- Duplocem White 60x120 (20 mm) Rec. M165 017.390.0108.02509
- Duplocem White 60x120 Rec. M86 017.869.0108.02509
- Duplocem White 45x90 Rec. M57 017.805.0108.02509
- Duplocem White 30x60 Rec. M51 017.450.0108.02509
- Duplocem White 60,5x60,5 (20 mm) Rec. M128 017.701.0108.02509
- Duplocem White 60x60 Rec. M51 017.840.0108.02509
- Duplocem White 30x30(7) Malla M201 025.590.0108.02509



- Duplocem Perla 60x120 (20 mm) Rec. M165 017.390.0037.02509
- Duplocem Perla 60x120 Rec. M86 017.869.0037.02509
- Duplocem Perla 45x90 Rec. M57 017.805.0037.02509
- Duplocem Perla 30x60 Rec. M51 017.450.0037.02509
- Duplocem Perla 60,5x60,5 (20 mm) Rec. M128 017.701.0037.02509
- Duplocem Perla 60x60 Rec. M51 017.840.0037.02509
- Duplocem Perla 30x30(7) Malla M201 025.590.0037.02509



- Duplocem Gris 60x120 (20 mm) Rec. M165 017.390.0002.02509
- Duplocem Gris 60x120 Rec. M86 017.869.0002.02509
- Duplocem Gris 45x90 Rec. M57 017.805.0002.02509
- Duplocem Gris 30x60 Rec. M51 017.450.0002.02509
- Duplocem Gris 60,5x60,5 (20 mm) Rec. M128 017.701.0002.02509
- Duplocem Gris 60x60 Rec. M51 017.840.0002.02509
- Duplocem Gris 30x30(7) Malla M201 025.590.0002.02509



Pvto. / Floor / Sol: Duplocem Marfil 45x90



Piezas especiales / Special pieces / Pièces especiales

Consultar en página / Consult on page / Consulter en page: 344

| *PELDAÑO GRADONE | *ÁNGULO GRADONE | *PELDAÑO RANURADO | *ÁNGULO RANURADO | *RODAPIÉ C/ROMO |
|------------------|-----------------|-------------------|------------------|-----------------|
| | | | | |
| | | NO 20mm | NO 20mm | NO 20mm |

Empaquetado / Packaging / Emballage

| Formato | pz/cj | m²/cj | cj/pl | m²/pl | kg/cj | kg/pl |
|-------------------|-------|-------|-------|-------|-------|----------|
| 60x120 (20 mm) | 1 | 0.72 | 32 | 23.04 | 34.20 | 1,119.40 |
| 60x120 | 2 | 1.44 | 32 | 46.08 | 34.25 | 1,121.00 |
| 45x90 | 3 | 1.21 | 44 | 53.24 | 28.70 | 1,282.80 |
| 30x60 | 6 | 1.08 | 48 | 51.84 | 23.60 | 1,152.80 |
| 60,5x60,5 (20 mm) | 2 | 0.73 | 30 | 21.90 | 34.00 | 1,040.00 |
| 60x60 | 4 | 1.44 | 30 | 43.20 | 30.00 | 920.00 |
| 30x30(7) | 11 | 1.00 | 42 | 42.00 | 23.10 | 990.20 |

DUPLOSTONE



Formatos / Sizes / Formats

60x120
23,62"x47,24"
▼ 10,5 mm
▲ 10,5 mm
REC.

30x60
11,81"x23,62"
▼ 9,5 mm
▲ 9,5 mm
REC.

45x90
17,71"x35,43"
▼ 10,5 mm
▲ 10,5 mm
REC.

90x90
35,43"x35,43"
▼ 10,5 mm
▲ 10,5 mm
REC.

30x30 (7x7)
11,81"x11,81"
REC.

60x120
23,62"x47,24"
▼ 20 mm
▲ 20 mm
REC.

60,5x60,5
23,81"x23,81"
▼ 20 mm
▲ 20 mm
REC.



- Duplostone Perla 60x120 (20 mm) Rec. M165 017.390.0037.02341
- Duplostone Perla 60x120 Rec. M86 017.869.0037.02341
- Duplostone Perla 45x90 Rec. M57 017.805.0037.02341
- Duplostone Perla 30x60 Rec. M51 017.450.0037.02341
- Duplostone Perla 90x90 Rec. M86 017.804.0037.02341
- Duplostone Perla 60,5x60,5 (20 mm) Rec. M128 017.701.0037.02341
- Duplostone Perla 60x60 Rec. M51 017.840.0037.02341
- Duplostone Perla 30x30(7) Malla M201 025.590.0037.02341



- Duplostone Marengo 60x120 (20 mm) Rec. M165 017.390.0028.02341
- Duplostone Marengo 60x120 Rec. M86 017.869.0028.02341
- Duplostone Marengo 45x90 Rec. M57 017.805.0028.02341
- Duplostone Marengo 30x60 Rec. M51 017.450.0028.02341
- Duplostone Marengo 90x90 Rec. M86 017.804.0028.02341
- Duplostone Marengo 60,5x60,5 (20 mm) Rec. M128 017.701.0028.02341
- Duplostone Marengo 60x60 Rec. M51 017.840.0028.02341
- Duplostone Marengo 30x30(7) Malla M201 025.590.0028.02341



- Duplostone Marfil 60x120 (20 mm) Rec. M165 017.390.0033.02341
- Duplostone Marfil 60x120 Rec. M86 017.869.0033.02341
- Duplostone Marfil 45x90 Rec. M57 017.805.0033.02341
- Duplostone Marfil 30x60 Rec. M51 017.450.0033.02341
- Duplostone Marfil 90x90 Rec. M86 017.804.0033.02341
- Duplostone Marfil 60,5x60,5 (20 mm) Rec. M128 017.701.0033.02341
- Duplostone Marfil 60x60 Rec. M51 017.840.0033.02341
- Duplostone Marfil 30x30(7) Malla M201 025.590.0033.02341



- Duplostone Gris 60x120 (20 mm) Rec. M165 017.390.0002.02341
- Duplostone Gris 60x120 Rec. M86 017.869.0002.02341
- Duplostone Gris 45x90 Rec. M57 017.805.0002.02341
- Duplostone Gris 30x60 Rec. M51 017.450.0002.02341
- Duplostone Gris 90x90 Rec. M86 017.804.0002.02341
- Duplostone Gris 60,5x60,5 (20 mm) Rec. M128 017.701.0002.02341
- Duplostone Gris 60x60 Rec. M51 017.840.0002.02341
- Duplostone Gris 30x30(7) Malla M201 025.590.0002.02341



Pvto. / Floor / Sol: Duplostone Marfil 60,5x60,5 (20 mm)



Pvto. / Floor / Sol: Duplostone Marfil 60,5x60,5 (20 mm)

Piezas especiales / Special pieces / Pièces especiales

Consultar en página / Consult on page / Consulter en page: 344

| *PELDAÑO GRADONE | *ÁNGULO GRADONE | *PELDAÑO RANURADO | *ÁNGULO RANURADO | *RODAPIÉ C/ROMO |
|------------------|-----------------|-------------------|------------------|-----------------|
| | | | | |
| | | NO 20mm | NO 20mm | NO 20mm |

Empaquetado / Packaging / Emballage


| Formato | pz/cj | m²/cj | cj/pl | m²/pl | kg/cj | kg/pl |
|-------------------|-------|-------|-------|-------|-------|----------|
| 60x120 (20 mm) | 1 | 0.72 | 32 | 23.04 | 34.20 | 1,119.40 |
| 60x120 | 2 | 1.44 | 32 | 46.08 | 34.25 | 1,121.00 |
| 45x90 | 3 | 1.21 | 44 | 53.24 | 28.70 | 1,282.80 |
| 30x60 | 6 | 1.08 | 48 | 51.84 | 23.60 | 1,152.80 |
| 90x90 | 2 | 1.62 | 27 | 43.74 | 40.00 | 1,110.00 |
| 60,5x60,5 (20 mm) | 2 | 0.73 | 30 | 21.90 | 34.00 | 1,040.00 |
| 60x60 | 4 | 1.44 | 30 | 43.20 | 30.00 | 920.00 |
| 30x30(7) | 11 | 1.00 | 42 | 42.00 | 23.10 | 990.20 |



ADZ.

Formatos / Sizes / Formats

30,3x61,3 ∇ 9 mm
11,92"x24,13"



| | | | | | | |
|--------------|-------|-----------|-------|--------------------|--------------------|--|
| ● Adz. Eaton | Pearl | 30,3x61,3 | M50 | 015.722.0169.00226 | | |
| ● Eaton | Pearl | 30,3x61,3 | M45 | 015.722.0169.00174 | | |
| ● Adz. Eaton | Pearl | 60,8x60,8 | M54 | 015.440.0169.00226 | | |
| ● Eaton | Pearl | 60,8x60,8 | M46 | 015.440.0169.00174 | | |
| ● Eaton | Pearl | 60x60 | Rec. | M51 | 017.840.0169.00174 | |
| ● Adz. Eaton | Pearl | 45x45 | M40 | 015.302.0169.00226 | | |
| ● Eaton | Pearl | 45x45 | M39 | 015.302.0169.00174 | | |
| ● Eaton | Pearl | 30x30(7) | Malla | M201 | 025.590.0169.00174 | |

60,8x60,8 ∇ 9,5 mm
23,93"x23,93"





60x60 ∇ 9,5 mm
23,62"x23,62"

REC.

45x45 ∇ 9,5 mm
17,71"x17,71"



30x30 (7x7)
11,81"x11,81"



| | | | | | | |
|--------------|-----|-----------|-------|--------------------|--------------------|--|
| ● Adz. Eaton | Ash | 30,3x61,3 | M50 | 015.722.0344.00226 | | |
| ● Eaton | Ash | 30,3x61,3 | M45 | 015.722.0344.00174 | | |
| ● Adz. Eaton | Ash | 60,8x60,8 | M54 | 015.440.0344.00226 | | |
| ● Eaton | Ash | 60,8x60,8 | M46 | 015.440.0344.00174 | | |
| ● Eaton | Ash | 60x60 | Rec. | M51 | 017.840.0344.00174 | |
| ● Adz. Eaton | Ash | 45x45 | M40 | 015.302.0344.00226 | | |
| ● Eaton | Ash | 45x45 | M39 | 015.302.0344.00174 | | |
| ● Eaton | Ash | 30x30(7) | Malla | M201 | 025.590.0344.00174 | |



| | | | | | | |
|--------------|------|-----------|-------|--------------------|--------------------|--|
| ● Adz. Eaton | Coal | 30,3x61,3 | M50 | 015.722.0298.00226 | | |
| ● Eaton | Coal | 30,3x61,3 | M45 | 015.722.0298.00174 | | |
| ● Adz. Eaton | Coal | 60,8x60,8 | M54 | 015.440.0298.00226 | | |
| ● Eaton | Coal | 60,8x60,8 | M46 | 015.440.0298.00174 | | |
| ● Eaton | Coal | 60x60 | Rec. | M51 | 017.840.0298.00174 | |
| ● Adz. Eaton | Coal | 45x45 | M40 | 015.302.0298.00226 | | |
| ● Eaton | Coal | 45x45 | M39 | 015.302.0298.00174 | | |
| ● Eaton | Coal | 30x30(7) | Malla | M201 | 025.590.0298.00174 | |



Rvto. / Wall / Rvtrm.: Adz. Eaton Ash 60,8x60,8

Piezas especiales / Special pieces / Pièces especiales

Consultar en página / Consult on page / Consulter en page: 344

| *PELDAÑO GRADONE | *ÁNGULO GRADONE | *PELDAÑO RANURADO | *ÁNGULO RANURADO | *RODAPIÉ C/ROMO |
|------------------|-----------------|-------------------|------------------|-----------------|
| | | | | |

Empaquetado / Packaging / Emballage

| Formato | pz/cj | m ² /cj | cj/pl | m ² /pl | kg/cj | kg/pl |
|-----------|-------|--------------------|-------|--------------------|-------|----------|
| 30,3x61,3 | 7 | 1.30 | 40 | 52.00 | 25.00 | 1.020.00 |
| 60,8x60,8 | 4 | 1.48 | 30 | 44.40 | 31.35 | 960.50 |
| 60x60 | 4 | 1.44 | 30 | 43.20 | 30.00 | 920.00 |
| 45x45 | 6 | 1.22 | 52 | 63.44 | 25.80 | 1.361.60 |
| 30x30(7) | 11 | 1.00 | 42 | 42.00 | 23.10 | 990.20 |



ELEGANZA



Formatos / Sizes / Formats

| | |
|--------------------------------|----------------|
| 60x120 23,62"x47,24" | ▼ 10,5 mm ▲ |
| 30x60 11,81"x23,62" | ▼ 9,5 mm ▲ |
| REC. | REC. |

| | |
|-------------------------------|---------------|
| 60x60 23,62"x23,62" | ▼ 9,5 mm ▲ |
| REC. | |

| | |
|-----------------------------|---------------|
| 9x60 3,54"x23,62" | ▼ 9,5 mm ▲ |
| REC. | |

COMBINACIONES
MATCHING COLLECTIONS
LES COLLECTIONS À COMBINER

ELEGANZA (ORIGIN CAT.)
7,5x30
2,95"x11,81"

Disponibile en / Available in / Disponible:
Eleganza 33,3x100 Rev. Pasta Blanca / White body wall tiles / Revêtement pâte blanche - Pág. / Page / Page 198



- Eleganza Grigio 60x120 Rec. M99 017.869.0213.11183
- Eleganza Grigio 60x60 Rec. M57 017.840.0213.11183
- Eleganza Grigio 30x60 Rec. M57 017.450.0213.11183
- Eleganza Grigio 9x60 Rec. M102 041.623.0213.11183



- Eleganza Perla 60x120 Rec. M99 017.869.0037.11183
- Eleganza Perla 60x60 Rec. M57 017.840.0037.11183
- Eleganza Perla 30x60 Rec. M57 017.450.0037.11183
- Eleganza Perla 9x60 Rec. M102 041.623.0037.11183



- Eleganza Blu 60x120 Rec. M99 017.869.0158.11183
- Eleganza Blu 60x60 Rec. M57 017.840.0158.11183
- Eleganza Blu 30x60 Rec. M57 017.450.0158.11183
- Eleganza Blu 9x60 Rec. M102 041.623.0158.11183

Empaquetado / Packaging / Emballage

| Formato | pz/cj | m²/cj | cj/pl | m²/pl | kg/cj | kg/pl |
|---------|-------|-------|-------|-------|-------|----------|
| 60x120 | 2 | 1.44 | 32 | 46.08 | 34.25 | 1.121.00 |
| 30x60 | 6 | 1.08 | 48 | 51.84 | 23.60 | 1.152.80 |
| 60x60 | 4 | 1.44 | 30 | 43.20 | 30.00 | 920.00 |
| 9x60 | 18 | 0.97 | 56 | 54.32 | 22.40 | 1.274.40 |

Piezas especiales / Special pieces / Pièces especiales

Consultar en página / Consult on page / Consulter en page: 344

| *PELDAÑO GRADONE | *ÁNGULO GRADONE | *PELDAÑO RANURADO | *ÁNGULO RANURADO | *RODAPIÉ C/ROMO |
|------------------|-----------------|-------------------|------------------|-----------------|
| | | | | |



- Eleganza Saggio 60x120 Rec. M99 017.869.0942.11183
- Eleganza Saggio 60x60 Rec. M57 017.840.0942.11183
- Eleganza Saggio 30x60 Rec. M57 017.450.0942.11183
- Eleganza Saggio 9x60 Rec. M102 041.623.0942.11183




- Eleganza Beige 60x120 Rec. M99 017.869.0007.11183
- Eleganza Beige 60x60 Rec. M57 017.840.0007.11183
- Eleganza Beige 30x60 Rec. M57 017.450.0007.11183
- Eleganza Beige 9x60 Rec. M102 041.623.0007.11183



- Eleganza Siena 60x120 Rec. M99 017.869.0053.11183
- Eleganza Siena 60x60 Rec. M57 017.840.0053.11183
- Eleganza Siena 30x60 Rec. M57 017.450.0053.11183
- Eleganza Siena 9x60 Rec. M102 041.623.0053.11183



- Eleganza Terra 60x120 Rec. M99 017.869.0056.11183
- Eleganza Terra 60x60 Rec. M57 017.840.0056.11183
- Eleganza Terra 30x60 Rec. M57 017.450.0056.11183
- Eleganza Terra 9x60 Rec. M102 041.623.0056.11183



- Degli 60x120 Rec. M103 017.869.0001.11567



- Faito 60x120 Rec. M103 017.869.0001.11566

ELEGANZA / NARA



Formatos / Sizes / Formats

60x120
23,62"x47,24"
▲ 10,5 mm
REC.



● Nara Saggio 60x120 Rec. P841 041.087.0942.11448



● Nara Grigio 60x120 Rec. P841 041.087.0213.11448



● Nara Siena 60x120 Rec. P841 041.087.0053.11448



● Nara Blu 60x120 Rec. P841 041.087.0158.11448



● Nara Terra 60x120 Rec. P841 041.087.0056.11448



Rvto. / Wall / Rvtn.: **Nara Saggio 60x120 - Eleganza Saggio 60x120 - Eleganza Beige 60x120**
Pvto. / Floor / Sol: **Eleganza Beige 60x120**



Empaquetado / Packaging / Emballage

| Formato | pz/cj | m ² /cj | cj/pl | m ² /pl | kg/cj | kg/pl |
|---------|-------|--------------------|-------|--------------------|-------|-------|
| 60x120 | 2 | - | - | - | 42.00 | - |

ELGIN



CLASE 1 R9


Formatos / Sizes / Formats

45x90
17,71"x35,43"
REC.


30x30 (7x7)
11,81"x11,81"



● Elgin Arena 45x90 Rec. M57 017.805.0017.00177
● Elgin Arena 30x30(7) Malla M201 025.590.0017.00177



● Elgin Perla 45x90 Rec. M57 017.805.0037.00177
● Elgin Perla 30x30(7) Malla M201 025.590.0037.00177



● Elgin Tortora 45x90 Rec. M57 017.805.0297.00177
● Elgin Tortora 30x30(7) Malla M201 025.590.0297.00177



● Elgin Gris 45x90 Rec. M57 017.805.0002.00177
● Elgin Gris 30x30(7) Malla M201 025.590.0002.00177



Rvto. / Wall / Rvrm.: **Elgin Gris 45x90**

Piezas especiales / Special pieces / Pièces especiales

Consultar en página / Consult on page / Consulter en page: 344

| *PELDAÑO GRADONE | *ÁNGULO GRADONE | *PELDAÑO RANURADO | *ÁNGULO RANURADO | *RODAPIÉ C/ROMO |
|------------------|-----------------|-------------------|------------------|-----------------|
| | | | | |

Empaquetado / Packaging / Emballage

| Formato | pz/cj | m²/cj | cj/pl | m²/pl | kg/cj | kg/pl |
|----------|-------|-------|-------|-------|-------|----------|
| 45x90 | 3 | 1.21 | 44 | 53.24 | 28.70 | 1.282.80 |
| 30x30(7) | 11 | 1.00 | 42 | 42.00 | 23.10 | 990.20 |



EOS - EOS WOOD



Formatos / Sizes / Formats

17x52
6,70"x20,47"



● Eos Gris 17x52
M48 015.838.0002.01546



● Eos Perla 17x52
M48 015.838.0037.01546



● Eos Crema 17x52
M48 015.838.0096.01546



● Eos Beige 17x52
M48 015.838.0007.01546



● Eos Magma 17x52
M48 015.838.0249.01546



● Eos Oxid 17x52
M48 015.838.0231.01546



● Eos Wood Fresno 17x52
M48 015.838.0018.04423



● Eos Wood Nogal 17x52
M48 015.838.0034.04423



● Eos Wood Roble 17x52
M48 015.838.0036.04423



Rvto. / Wall / Rvtm.: **Eos Wood Nogal 17x52**
Pvto. / Floor / Sol: **Duplocem Marfil 60x60**

Empaquetado / Packaging / Emballage

| Formato | pz/cj | m²/cj | cj/pl | m²/pl | kg/cj | kg/pl |
|---------|-------|-------|-------|-------|-------|----------|
| 17x52 | 13 | 1.15 | 55 | 63.25 | 23.00 | 1.285.00 |



ERDING



CLASE 1 R9 CLASE 1

DECORSTONE LUX

Formatos / Sizes / Formats

| | |
|--------------------------------|----------------|
| 60x120 23,62"x47,24" | ▼ 10,5 mm ▲ |
| 30x60 11,81"x23,62" | ▼ 9,5 mm ▲ |
| REC. | REC. |

| | |
|-------------------------------|----------------|
| 45x90 17,71"x35,43" | ▼ 10,5 mm ▲ |
| REC. | |

| | |
|---------------------------------|----------------|
| 120x120 47,24"x47,24" | ▼ 10,2 mm ▲ |
| 75x75 29,53"x29,53" | ▼ 10,5 mm ▲ |
| REC. | REC. |

| | |
|-------------------------------|---------------|
| 60x60 23,62"x23,62" | ▼ 9,5 mm ▲ |
| REC. | |

| |
|-------------------------------------|
| 30x30 (7x7) 11,81"x11,81" |
|-------------------------------------|



| |
|---|
| ● Erding Pearl 60x120 Rec. M86 017.869.0169.00714 |
| ● Erding Pearl 60x120 Rec. M104 050.869.0169.00714 |
| ● Erding Pearl 45x90 Rec. M57 017.805.0169.00714 |
| ● Erding Pearl 45x90 Rec. M79 050.805.0169.00714 |
| ● Erding Pearl 120x120 Rec. M139 017.120.0169.00714 |
| ● Erding Pearl 120x120 Rec. M152 050.120.0169.00714 |
| ● Erding Pearl 75x75 Rec. M62 017.875.0169.00714 |
| ● Erding Pearl 75x75 Rec. M79 050.875.0169.00714 |
| ● Erding Pearl 60x60 Rec. M51 017.840.0169.00714 |
| ● Erding Pearl 60x60 Rec. M68 050.840.0169.00714 |
| ● Erding Pearl 30x60 Rec. M51 017.450.0169.00714 |
| ● Erding Pearl 30x60 Rec. M68 050.450.0169.00714 |
| ● Erding Pearl 30x30(7) Malla M201 025.590.0169.00714 |
| ● Erding Pearl 30x30(7) Malla M201 051.590.0169.00714 |



| |
|--|
| ● Erding Silver 60x120 Rec. M86 017.869.0183.00714 |
| ● Erding Silver 60x120 Rec. M104 050.869.0183.00714 |
| ● Erding Silver 45x90 Rec. M57 017.805.0183.00714 |
| ● Erding Silver 45x90 Rec. M79 050.805.0183.00714 |
| ● Erding Silver 120x120 Rec. M139 017.120.0183.00714 |
| ● Erding Silver 120x120 Rec. M152 050.120.0183.00714 |
| ● Erding Silver 60x60 Rec. M51 017.840.0183.00714 |
| ● Erding Silver 60x60 Rec. M68 050.840.0183.00714 |
| ● Erding Silver 30x60 Rec. M51 017.450.0183.00714 |
| ● Erding Silver 30x60 Rec. M68 050.450.0183.00714 |
| ● Erding Silver 30x30(7) Malla M201 025.590.0183.00714 |
| ● Erding Silver 30x30(7) Malla M201 051.590.0183.00714 |



| |
|---|
| ● Erding Ash 60x120 Rec. M86 017.869.0344.00714 |
| ● Erding Ash 60x120 Rec. M104 050.869.0344.00714 |
| ● Erding Ash 45x90 Rec. M57 017.805.0344.00714 |
| ● Erding Ash 45x90 Rec. M79 050.805.0344.00714 |
| ● Erding Ash 120x120 Rec. M139 017.120.0344.00714 |
| ● Erding Ash 120x120 Rec. M152 050.120.0344.00714 |
| ● Erding Ash 75x75 Rec. M62 017.875.0344.00714 |
| ● Erding Ash 75x75 Rec. M79 050.875.0344.00714 |
| ● Erding Ash 60x60 Rec. M51 017.840.0344.00714 |
| ● Erding Ash 60x60 Rec. M68 050.840.0344.00714 |
| ● Erding Ash 30x60 Rec. M51 017.450.0344.00714 |
| ● Erding Ash 30x60 Rec. M68 050.450.0344.00714 |
| ● Erding Ash 30x30(7) Malla M201 025.590.0344.00714 |
| ● Erding Ash 30x30(7) Malla M201 051.590.0344.00714 |



| |
|--|
| ● Erding Grey 60x120 Rec. M86 017.869.0161.00714 |
| ● Erding Grey 60x120 Rec. M104 050.869.0161.00714 |
| ● Erding Grey 45x90 Rec. M57 017.805.0161.00714 |
| ● Erding Grey 45x90 Rec. M79 050.805.0161.00714 |
| ● Erding Grey 120x120 Rec. M139 017.120.0161.00714 |
| ● Erding Grey 120x120 Rec. M152 050.120.0161.00714 |
| ● Erding Grey 60x60 Rec. M51 017.840.0161.00714 |
| ● Erding Grey 60x60 Rec. M68 050.840.0161.00714 |
| ● Erding Grey 30x60 Rec. M51 017.450.0161.00714 |
| ● Erding Grey 30x60 Rec. M68 050.450.0161.00714 |
| ● Erding Grey 30x30(7) Malla M201 025.590.0161.00714 |
| ● Erding Grey 30x30(7) Malla M201 051.590.0161.00714 |



Rvto. / Wall / Rvtrm.: **Erding Ash 45x90 Decorstone**
Pvto. / Floor / Sol: **Erding Ash 45x90 Decorstone**

Piezas especiales / Special pieces / Pièces especiales

Consultar en página / Consult on page / Consulter en page: 344

| | | | | | |
|------------------|-----------------|-------------------|------------------|------------------------|-----------------|
| *PELDAÑO GRADONE | *ÁNGULO GRADONE | *PELDAÑO RANURADO | *ÁNGULO RANURADO | *RODAPIÉ DEC. LUXGLASS | *RODAPIÉ C/ROMO |
| | | | | | |

Empaquetado / Packaging / Emballage

| Formato | pz/cj | m ² /cj | cj/pl | m ² /pl | kg/cj | kg/pl |
|----------|-------|--------------------|-------|--------------------|-------|----------|
| 60x120 | 2 | 1.44 | 32 | 46.08 | 34.25 | 1,121.00 |
| 45x90 | 3 | 1.21 | 44 | 53.24 | 28.70 | 1,282.80 |
| 120x120 | 1 | 1.44 | 36 | 51.84 | 36.36 | 1,348.96 |
| 75x75 | 3 | 1.69 | 30 | 50.70 | 41.20 | 1,256.00 |
| 60x60 | 4 | 1.44 | 30 | 43.20 | 30.00 | 920.00 |
| 30x60 | 6 | 1.08 | 48 | 51.84 | 23.60 | 1,152.80 |
| 30x30(7) | 11 | 1.00 | 42 | 42.00 | 23.10 | 990.20 |



ESSEN



ADZ. / 20 MM

Formatos / Sizes / Formats

75x150
29,52"x59,05"
▲ 10,5 mm
▼ 10,5 mm
REC.

60x120
23,62"x47,24"
▲ 10,5 mm
▼ 10,5 mm
REC.

45x90
17,71"x35,43"
▲ 10,5 mm
▼ 10,5 mm
REC.

90x90
35,43"x35,43"
▲ 10,5 mm
▼ 10,5 mm

60x60
23,62"x23,62"
▲ 9,5 mm
▼ 9,5 mm
REC.

60,8x60,8
23,93"x23,93"
▲ 9,5 mm
▼ 9,5 mm
REC.

45x45
17,71"x17,71"
▲ 9,5 mm
▼ 9,5 mm
REC.

30x30 (7x7)
11,81"x11,81"



Rvto. / Wall / Rvrm.: **Rlv. Essen Sand 45x90**
Pvto. / Floor / Sol: **Essen Tortora 45x90**

Disponible en / Available in / Disponible:
Essen 20x60 Rev. Pasta Blanca / White body wall tiles /
Revêtement pâte blanche - Pág. / Page / Page 200

Empaquetado / Packaging / Emballage

| Formato | pz/cj | m ² /cj | cj/pl | m ² /pl | kg/cj | kg/pl |
|-------------------|-------|--------------------|-------|--------------------|-------|----------|
| 75x150 | 1 | 1.13 | 40 | 45.20 | 28.00 | 1,184.00 |
| 60x120 | 2 | 1.44 | 32 | 46.08 | 34.25 | 1,121.00 |
| 45x90 | 3 | 1.21 | 44 | 53.24 | 28.70 | 1,282.80 |
| 90x90 | 2 | 1.62 | 27 | 43.74 | 40.00 | 1,110.00 |
| 60,8x60,8 | 4 | 1.48 | 30 | 44.40 | 31.35 | 960.50 |
| 60,5x60,5 (20 mm) | 2 | 0.73 | 30 | 21.90 | 34.00 | 1,040.00 |
| 60x60 | 4 | 1.44 | 30 | 43.20 | 30.00 | 920.00 |
| 45x45 | 6 | 1.22 | 52 | 63.44 | 25.80 | 1,361.60 |
| 30x30(7) | 11 | 1.00 | 42 | 42.00 | 23.10 | 990.20 |

Piezas especiales / Special pieces / Pièces especiales

Consultar en página / Consult on page / Consulter en page: 344

| *PELDAÑO GRADONE | *ÁNGULO GRADONE | *PELDAÑO RANURADO | *ÁNGULO RANURADO | *RODAPIÉ C/ROMO |
|------------------|-----------------|-------------------|------------------|-----------------|
| | | | | |
| | | NO 20mm | NO 20mm | NO 20mm |



- Essen Tortora 75x150 Rec. M122 035.350.0297.00304
- Essen Tortora 60x120 Rec. M104 035.869.0297.00304
- Essen Tortora 45x90 Rec. M62 035.805.0297.00304
- Essen Tortora 90x90 Rec. M97 035.804.0297.00304
- Essen Tortora 60,8x60,8 M48 011.440.0297.00304
- Essen Tortora 60x60 Rec. M57 035.840.0297.00304
- Essen Tortora 45x45 M46 011.302.0297.00304
- Essen Tortora 30x30(7) Malla M201 021.590.0297.00304



- Rlv. Essen Tortora 45x90 Rec. M62 035.805.0297.00345



- Essen Sand 75x150 Rec. M122 035.350.0119.00304
- Essen Sand 60x120 Rec. M104 035.869.0119.00304
- Essen Sand 45x90 Rec. M62 035.805.0119.00304
- Essen Sand 90x90 Rec. M97 035.804.0119.00304
- Adz. Essen Sand 60,8x60,8 M57 011.440.0119.00411
- Essen Sand 60,8x60,8 M48 011.440.0119.00304
- Essen Sand 60,5x60,5 (20mm) Rec. M128 035.701.0119.00304
- Adz. Essen Sand 60x60 Rec. M62 035.840.0119.00411
- Essen Sand 60x60 Rec. M57 035.840.0119.00304
- Essen Sand 45x45 M46 011.302.0119.00304
- Essen Sand 30x30(7) Malla M201 021.590.0119.00304



- Rlv. Essen Sand 45x90 Rec. M62 035.805.0119.00345



Rvto. / Wall / Rvrm.: **Essen Ash 60x120**
Pvto. / Floor / Sol: **Essen Zircon 60x120**



- Essen Ash 75x150 Rec. M122 035.350.0344.00304
- Essen Ash 60x120 Rec. M104 035.869.0344.00304
- Essen Ash 45x90 Rec. M62 035.805.0344.00304
- Essen Ash 90x90 Rec. M97 035.804.0344.00304
- Adz. Essen Ash 60,8x60,8 M57 011.440.0344.00411
- Essen Ash 60,8x60,8 M48 011.440.0344.00304
- Essen Ash 60,5x60,5 (20mm) Rec. M128 035.701.0344.00304
- Adz. Essen Ash 60x60 Rec. M62 035.840.0344.00411
- Essen Ash 60x60 Rec. M57 035.840.0344.00304
- Essen Ash 45x45 M46 011.302.0344.00304
- Essen Ash 30x30(7) Malla M201 021.590.0344.00304



- Rlv. Essen Ash 45x90 Rec. M62 035.805.0344.00345



- Essen Gris 75x150 Rec. M122 035.350.0002.00304
- Essen Gris 60x120 Rec. M104 035.869.0002.00304
- Essen Gris 45x90 Rec. M62 035.805.0002.00304
- Essen Gris 90x90 Rec. M97 035.804.0002.00304
- Adz. Essen Gris 60,8x60,8 M57 011.440.0002.00411
- Essen Gris 60,8x60,8 M48 011.440.0002.00304
- Essen Gris 60,5x60,5 (20mm) Rec. M128 035.701.0002.00304
- Adz. Essen Gris 60x60 Rec. M62 035.840.0002.00411
- Essen Gris 60x60 Rec. M57 035.840.0002.00304
- Essen Gris 45x45 M46 011.302.0002.00304
- Essen Gris 30x30(7) Malla M201 021.590.0002.00304



- Rlv. Essen Gris 45x90 Rec. M62 035.805.0002.00345



- Essen Zircon 75x150 Rec. M122 035.350.0139.00304
- Essen Zircon 60x120 Rec. M104 035.869.0139.00304
- Essen Zircon 45x90 Rec. M62 035.805.0139.00304
- Essen Zircon 90x90 Rec. M97 035.804.0139.00304
- Essen Zircon 60,8x60,8 M48 011.440.0139.00304
- Essen Zircon 60x60 Rec. M57 035.840.0139.00304
- Essen Zircon 45x45 M46 011.302.0139.00304
- Essen Zircon 30x30(7) Malla M201 021.590.0139.00304



- Rlv. Essen Zircon 45x90 Rec. M62 035.805.0139.00345

ESSENZA



DECORSTONE

Formatos / Sizes / Formats

| | |
|--------------------------------|----------------|
| 60x120 23,62"x47,24" | ▼ 10,5 mm ▲ |
| 30x60 11,81"x23,62" | ▼ 9,5 mm ▲ |
| REC. | REC. |

| | |
|-------------------------------|----------------|
| 45x90 17,71"x35,43" | ▼ 10,5 mm ▲ |
| REC. | |

| | |
|---------------------------------|----------------|
| 120x120 47,24"x47,24" | ▼ 10,2 mm ▲ |
| 60x60 23,62"x23,62" | ▼ 9,5 mm ▲ |
| REC. | REC. |

| | |
|-----------------------------|---------------|
| 9x60 3,54"x23,62" | ▼ 9,5 mm ▲ |
| REC. | |

| | | |
|-------------|----------------------------------|----------------|
| REC. | 16,3x51,7 6,41"x20,35" | ▼ 11,5 mm ▲ |
|-------------|----------------------------------|----------------|

| |
|-------------------------------------|
| 30x30 (7x7) 11,81"x11,81" |
|-------------------------------------|

COMBINACIONES
MATCHING COLLECTIONS
LES COLLECTIONS À COMBINER

MAYFAIR (ORIGIN CAT.)

| | |
|---------------------------------|--------------|
| 19,8x22,8 10,1"x11,4" | ▼ 10 mm ▲ |
|---------------------------------|--------------|

SPRING / MAYOLICA (ORIGIN CAT.)

| | |
|-------------------------------|--------------|
| 7,5x30 2,95"x11,81" | ▼ 10 mm ▲ |
|-------------------------------|--------------|

MAYFAIR (ORIGIN CAT.)


| | |
|------------------------------|---------------|
| 6,5x20 2,55"x7,87" | ▼ 9,5 mm ▲ |
|------------------------------|---------------|




| |
|--|
| ● Essenza Perla 60x120 Rec. M99 017.869.0037.10433 |
| ● Essenza Perla 45x90 Rec. M64 017.805.0007.10433 |
| ● Essenza Perla 60x60 Rec. M57 017.840.0037.10433 |
| ● Essenza Perla 30x60 Rec. M57 017.450.0037.10433 |
| ● Essenza Perla 9x60 Rec. M102 041.623.0037.10433 |
| ● Essenza Perla 30x30(7) Malla M201 025.590.0037.10433 |



| |
|---|
| ● Essenza Grigio 60x120 Rec. M99 017.869.0213.10433 |
| ● Essenza Grigio 45x90 Rec. M64 017.805.0213.10433 |
| ● Essenza Grigio 60x60 Rec. M57 017.840.0213.10433 |
| ● Essenza Grigio 30x60 Rec. M57 017.450.0213.10433 |
| ● Essenza Grigio 9x60 Rec. M102 041.623.0213.10433 |
| ● Essenza Grigio 30x30(7) Malla M201 025.590.0213.10433 |



| |
|---|
| ● Essenza Bianco 60x120 Rec. M99 017.869.0150.10433 |
| ● Essenza Bianco 60x120 Rec. M120 071.869.0150.10433 |
| ● Essenza Bianco 45x90 Rec. M64 017.805.0150.10433 |
| ● Essenza Bianco 120x120 Rec. M139 017.120.0150.10433 |
| ● Essenza Bianco 60x60 Rec. M57 017.840.0150.10433 |
| ● Essenza Bianco 60x60 Rec. M85 071.840.0150.10433 |
| ● Essenza Bianco 30x60 Rec. M57 017.450.0150.10433 |
| ● Essenza Bianco 30x60 Rec. M85 071.450.0150.10433 |
| ● Essenza Bianco 9x60 Rec. M102 041.623.0150.10433 |
| ● Essenza Bianco 30x30(7) Malla M201 025.590.0150.10433 |
| ● Essenza Bianco 30x30(7) Malla M201 051.590.0150.10433 |



| |
|--|
| ● Essenza Beige 60x120 Rec. M99 017.869.0007.10433 |
| ● Essenza Beige 45x90 Rec. M64 017.805.0007.10433 |
| ● Essenza Beige 60x60 Rec. M57 017.840.0007.10433 |
| ● Essenza Beige 30x60 Rec. M57 017.450.0007.10433 |
| ● Essenza Beige 9x60 Rec. M102 041.623.0007.10433 |
| ● Essenza Beige 30x30(7) Malla M201 025.590.0007.10433 |



| |
|--|
| ● Essenza Tortora 60x120 Rec. M99 017.869.0297.10433 |
| ● Essenza Tortora 45x90 Rec. M64 017.805.0297.10433 |
| ● Essenza Tortora 60x60 Rec. M57 017.840.0297.10433 |
| ● Essenza Tortora 30x60 Rec. M57 017.450.0297.10433 |
| ● Essenza Tortora 9x60 Rec. M102 041.623.0297.10433 |
| ● Essenza Tortora 30x30(7) Malla M201 025.590.0297.10433 |



| |
|---|
| ● Essenza Nero 60x120 Rec. M99 017.869.0215.10433 |
| ● Essenza Nero 45x90 Rec. M64 017.805.0215.10433 |
| ● Essenza Nero 120x120 Rec. M139 017.120.0215.10433 |
| ● Essenza Nero 60x60 Rec. M57 017.840.0215.10433 |
| ● Essenza Nero 30x60 Rec. M57 017.450.0215.10433 |
| ● Essenza Nero 9x60 Rec. M102 041.623.0215.10433 |
| ● Essenza Nero 30x30(7) Malla M201 025.590.0215.10433 |



Disponibile en / Available in / Disponible:
Essenza 30x90-40x120 Rev. Pasta Blanca
/ White body wall tiles / Revêtement pâte
blanche - Pág. / Page / Page 202-205



| |
|---|
| ● Essenza Mille Bianco 16,3x51,7 Rec. M99 017.380.0150.12260 |
| ● Essenza Mille Perla 16,3x51,7 Rec. M99 017.380.0037.12260 |
| ● Essenza Mille Grigio 16,3x51,7 Rec. M99 017.380.0213.12260 |
| ● Essenza Mille Beige 16,3x51,7 Rec. M99 017.380.0007.12260 |
| ● Essenza Mille Tortora 16,3x51,7 Rec. M99 017.380.0297.12260 |



Rvto. / Wall / Rvtrm.: **Essenza Beige 60x120 - Essenza Tortora 60x120**
Pvto. / Floor / Sol: **Essenza Beige 60x60**

Piezas especiales / Special pieces / Pièces especiales

Consultar en página / Consult on page / Consulter en page: 344

| *PELDAÑO GRADONE | *ÁNGULO GRADONE | *PELDAÑO RANURADO | *ÁNGULO RANURADO | *RODAPIÉ DEC. A.B.S. | *RODAPIÉ C/ROMO |
|------------------|-----------------|-------------------|------------------|----------------------|-----------------|
| | | | | | |

Empaquetado / Packaging / Emballage

| Formato | pz/cj | m²/cj | cj/pl | m²/pl | kg/cj | kg/pl |
|-----------|-------|-------|-------|-------|-------|----------|
| 60x120 | 2 | 1.44 | 32 | 46.08 | 34.25 | 1.121.00 |
| 45x90 | 3 | 1.21 | 44 | 53.24 | 28.70 | 1.282.80 |
| 30x60 | 6 | 1.08 | 48 | 51.84 | 23.60 | 1.152.80 |
| 120x120 | 1 | 1.44 | 36 | 51.84 | 36.36 | 1.348.96 |
| 60x60 | 4 | 1.44 | 30 | 43.20 | 30.00 | 920.00 |
| 9x60 | 18 | 0.97 | 56 | 54.32 | 22.40 | 1.274.40 |
| 16,3x51,7 | 9 | 0.76 | 51 | 41.80 | 19.40 | 1.087.00 |
| 30x30(7) | 11 | 1.00 | 42 | 42.00 | 23.10 | 990.20 |

ESSENZA LAVA



Formatos / Sizes / Formats

30x60 ∇ 9,5 mm
11,81"x23,62"
REC.


60x60 ∇ 9,5 mm
23,62"x23,62"
REC.



- Essenza Lava Bianco 30x60 Rec. M57 017.450.0150.12262
- Essenza Lava Bianco 60x60 Rec. M57 017.840.0150.12262



- Essenza Lava Perla 30x60 Rec. M57 017.450.0037.12262
- Essenza Lava Perla 60x60 Rec. M57 017.840.0037.12262



- Essenza Lava Nero 30x60 Rec. M57 017.450.0215.12262
- Essenza Lava Nero 60x60 Rec. M57 017.840.0215.12262



Rvto. / Wall / Rvtm.: **Essenza Lava Bianco 30X60**
Pvto. / Floor / Sol: **Essenza Lava Perla 30X60**



Piezas especiales / Special pieces / Pièces especiales

Consultar en página / Consult on page / Consulter en page: 344

| *PELDAÑO GRADONE | *ÁNGULO GRADONE | *PELDAÑO RANURADO | *ÁNGULO RANURADO | *RODAPIÉ C/ROMO |
|------------------|-----------------|-------------------|------------------|-----------------|
| | | | | |

Empaquetado / Packaging / Emballage

| Formato | pz/cj | m ² /cj | cj/pl | m ² /pl | kg/cj | kg/pl |
|---------|-------|--------------------|-------|--------------------|-------|----------|
| 30x60 | 6 | 1.08 | 48 | 51.84 | 23.60 | 1.152.80 |
| 60x60 | 4 | 1.44 | 30 | 43.20 | 30.00 | 920.00 |

ESSENZA PLUS




CLASE 1 R9

Formatos / Sizes / Formats

60x120
23,62"x47,24"
▼10,5
▲mm
REC.


120x120
47,24"x47,24"
▼10,2
▲mm
REC.




- Essenza Plus Bianco 60x120 Rec. M99 017.869.0150.12172
- Essenza Plus Bianco 120x120 Rec. M139 017.120.0150.12172



- Essenza Pure Plus Bianco 60x120 Rec. M120 017.869.0150.12238
- Essenza Pure Plus Bianco 120x120 Rec. M174 017.120.0150.12238



- Essenza Plus Nero 60x120 Rec. M99 017.869.0215.12172
- Essenza Plus Nero 120x120 Rec. M139 017.120.0215.12172



- Essenza Pure Plus Nero 60x120 Rec. M120 017.869.0215.12238
- Essenza Pure Plus Nero 120x120 Rec. M174 017.120.0215.12238



Rvto. / Wall / Rvrm.: **Essenza Pure Plus Bianco 60x120**
Pvto. / Floor / Sol: **Essenza Pure Plus Nero 120x120**



Piezas especiales / Special pieces / Pièces especiales

Consultar en página / Consult on page / Consulter en page: 344

| *PELDAÑO GRADONE | *ÁNGULO GRADONE | *RODAPIÉ DEC. LUXGLASS |
|------------------|-----------------|------------------------|
| | | |

Empaquetado / Packaging / Emballage

| Formato | pz/cj | m ² /cj | cj/pl | m ² /pl | kg/cj | kg/pl |
|---------|-------|--------------------|-------|--------------------|-------|----------|
| 60x120 | 2 | 1.44 | 32 | 46.08 | 34.25 | 1.121.00 |
| 120x120 | 1 | 1.44 | 36 | 51.84 | 36.36 | 1.348.96 |

FIUME



Formatos / Sizes / Formats

| | |
|--------------------------------|-----------|
| 60x120 23,62"x47,24" | ▼ 10,5 mm |
| 30x60 11,81"x23,62" | ▼ 9,5 mm |
| REC. | REC. |

| | |
|-------------------------------|----------|
| 60x60 23,62"x23,62" | ▼ 9,5 mm |
| REC. | |


| |
|-------------------------------------|
| 30x30 (7x7) 11,81"x11,81" |
|-------------------------------------|



| | |
|--|--|
| ● Fiume Beige 60x120 Rec. M99 017.869.0007.11182 | |
| ● Fiume Beige 60x60 Rec. M57 017.840.0007.11182 | |
| ● Fiume Beige 30x60 Rec. M57 017.450.0007.11182 | |
| ● Fiume Beige 30x30(7) Malla M201 025.590.0007.11182 | |




| | |
|--|--|
| ● Fiume Blu 60x120 Rec. M99 017.869.0158.11182 | |
| ● Fiume Blu 60x60 Rec. M57 017.840.0158.11182 | |
| ● Fiume Blu 30x60 Rec. M57 017.450.0158.11182 | |
| ● Fiume Blu 30x30(7) Malla M201 025.590.0158.11182 | |



| | |
|--|--|
| ● Fiume Perla 60x120 Rec. M99 017.869.0037.11182 | |
| ● Fiume Perla 60x60 Rec. M57 017.840.0037.11182 | |
| ● Fiume Perla 30x60 Rec. M57 017.450.0037.11182 | |
| ● Fiume Perla 30x30(7) Malla M201 025.590.0037.11182 | |



| | |
|---|--|
| ● Fiume Grigio 60x120 Rec. M99 017.869.0213.11182 | |
| ● Fiume Grigio 60x60 Rec. M57 017.840.0213.11182 | |
| ● Fiume Grigio 30x60 Rec. M57 017.450.0213.11182 | |
| ● Fiume Grigio 30x30(7) Malla M201 025.590.0213.11182 | |



| | |
|---|--|
| ● Fiume Nero 60x120 Rec. M99 017.869.0215.11182 | |
| ● Fiume Nero 60x60 Rec. M57 017.840.0215.11182 | |
| ● Fiume Nero 30x60 Rec. M57 017.450.0215.11182 | |
| ● Fiume Nero 30x30(7) Malla M201 025.590.0215.11182 | |



Rvto. / Wall / Rvrm. : Fiume Perla 60x120
Pvto. / Floor / Sol: Fiume Perla 60x120



Rvto. / Wall / Rvrm. : Cromat Perla 60x120
Pvto. / Floor / Sol: Fiume Blu 60x60

Piezas especiales / Special pieces / Pièces especiales

Consultar en página / Consult on page / Consulter en page: 344

| *PELDAÑO GRADONE | *ÁNGULO GRADONE | *PELDAÑO RANURADO | *ÁNGULO RANURADO | *RODAPIÉ C/ROMO |
|------------------|-----------------|-------------------|------------------|-----------------|
| | | | | |

Empaquetado / Packaging / Emballage

| Formato | pz/cj | m ² /cj | cj/pl | m ² /pl | kg/cj | kg/pl |
|----------|-------|--------------------|-------|--------------------|-------|----------|
| 60x120 | 2 | 1.44 | 32 | 46.08 | 34.25 | 1.121.00 |
| 30x60 | 6 | 1.08 | 48 | 51.84 | 23.60 | 1.152.80 |
| 60x60 | 4 | 1.44 | 30 | 43.20 | 30.00 | 920.00 |
| 30x30(7) | 11 | 1.00 | 42 | 42.00 | 23.10 | 990.20 |



COMPACTTO PEDRA COMPACTTO PEDRA ADZ.



20 MM



C. P. SEM.



| | | | | | |
|-----------------|-------------------|-------|------|--------------------|------|
| ● Konzept Nacar | 60x120 | Rec. | M104 | 035.869.0030.02967 | REC. |
| ● Konzept Nacar | 60x120 | Rec. | M121 | 039.869.0030.02967 | REC. |
| ● Konzept Nacar | 60x120 (20 mm) | Rec. | M165 | 035.390.0030.02967 | REC. |
| ● Konzept Nacar | 30x60 | Rec. | M66 | 035.450.0030.02967 | REC. |
| ● Konzept Nacar | 30x60 | Rec. | M79 | 039.450.0030.02967 | REC. |
| ● Konzept Nacar | 120x120 | Rec. | M140 | 035.120.0030.02967 | REC. |
| ● Konzept Nacar | 120x120 | Rec. | M161 | 039.120.0030.02967 | REC. |
| ● Konzept Nacar | 90x90 (20 mm) | Rec. | M165 | 035.817.0030.02967 | REC. |
| ● Konzept Nacar | 75x75 | Rec. | M84 | 035.875.0030.02967 | REC. |
| ● Konzept Nacar | 75x75 | Rec. | M99 | 039.875.0030.02967 | REC. |
| ● Konzept Nacar | 75x75 | Adz. | M88 | 035.875.0030.00225 | REC. |
| ● Konzept Nacar | 60,5x60,5 (20 mm) | Rec. | M128 | 035.701.0030.02967 | REC. |
| ● Konzept Nacar | 60x60 | Rec. | M66 | 035.840.0030.02967 | REC. |
| ● Konzept Nacar | 60x60 | Rec. | M81 | 039.840.0030.02967 | REC. |
| ● Konzept Nacar | 60x60 | Adz. | M70 | 035.840.0030.00225 | REC. |
| ● Konzept Nacar | 30x30(7) | Malla | M201 | 021.590.0030.02967 | REC. |
| ● Konzept Nacar | 30x30(7) | Malla | M201 | 040.590.0030.02967 | REC. |



| | | | | | |
|------------------|-------------------|-------|------|--------------------|------|
| ● Konzept Desert | 60x120 | Rec. | M104 | 035.869.0364.02967 | REC. |
| ● Konzept Desert | 60x120 | Rec. | M121 | 039.869.0364.02967 | REC. |
| ● Konzept Desert | 60x120 (20 mm) | Rec. | M165 | 035.390.0364.02967 | REC. |
| ● Konzept Desert | 30x60 | Rec. | M66 | 035.450.0364.02967 | REC. |
| ● Konzept Desert | 30x60 | Rec. | M79 | 039.450.0364.02967 | REC. |
| ● Konzept Desert | 120x120 | Rec. | M140 | 035.120.0364.02967 | REC. |
| ● Konzept Desert | 120x120 | Rec. | M161 | 039.120.0364.02967 | REC. |
| ● Konzept Desert | 90x90 (20 mm) | Rec. | M165 | 035.817.0364.02967 | REC. |
| ● Konzept Desert | 75x75 | Rec. | M84 | 035.875.0364.02967 | REC. |
| ● Konzept Desert | 75x75 | Rec. | M99 | 039.875.0364.02967 | REC. |
| ● Konzept Desert | 75x75 | Adz. | M88 | 035.875.0364.00225 | REC. |
| ● Konzept Desert | 60,5x60,5 (20 mm) | Rec. | M128 | 035.701.0364.02967 | REC. |
| ● Konzept Desert | 60x60 | Rec. | M66 | 035.840.0364.02967 | REC. |
| ● Konzept Desert | 60x60 | Rec. | M81 | 039.840.0364.02967 | REC. |
| ● Konzept Desert | 60x60 | Adz. | M70 | 035.840.0364.00225 | REC. |
| ● Konzept Desert | 30x30(7) | Malla | M201 | 021.590.0364.02967 | REC. |
| ● Konzept Desert | 30x30(7) | Malla | M201 | 040.590.0364.02967 | REC. |



| | | | | | |
|-----------------|-------------------|-------|------|--------------------|------|
| ● Konzept Taupe | 60x120 | Rec. | M104 | 035.869.0285.02967 | REC. |
| ● Konzept Taupe | 60x120 | Rec. | M121 | 039.869.0285.02967 | REC. |
| ● Konzept Taupe | 60x120 (20 mm) | Rec. | M165 | 035.390.0285.02967 | REC. |
| ● Konzept Taupe | 30x60 | Rec. | M66 | 035.450.0285.02967 | REC. |
| ● Konzept Taupe | 30x60 | Rec. | M79 | 039.450.0285.02967 | REC. |
| ● Konzept Taupe | 120x120 | Rec. | M140 | 035.120.0285.02967 | REC. |
| ● Konzept Taupe | 120x120 | Rec. | M161 | 039.120.0285.02967 | REC. |
| ● Konzept Taupe | 90x90 (20 mm) | Rec. | M165 | 035.817.0285.02967 | REC. |
| ● Konzept Taupe | 75x75 | Rec. | M84 | 035.875.0285.02967 | REC. |
| ● Konzept Taupe | 75x75 | Rec. | M99 | 039.875.0285.02967 | REC. |
| ● Konzept Taupe | 60,5x60,5 (20 mm) | Rec. | M128 | 035.701.0285.02967 | REC. |
| ● Konzept Taupe | 60x60 | Rec. | M66 | 035.840.0285.02967 | REC. |
| ● Konzept Taupe | 60x60 | Rec. | M81 | 039.840.0285.02967 | REC. |
| ● Konzept Taupe | 30x30(7) | Malla | M201 | 021.590.0285.02967 | REC. |
| ● Konzept Taupe | 30x30(7) | Malla | M201 | 040.590.0285.02967 | REC. |

Formatos / Sizes / Formats

| | |
|---------------|-----------|
| 60x120 | ▼ 10,5 mm |
| 23,62"x47,24" | ▲ 10,5 mm |
| 30x60 | ▼ 9,5 mm |
| 11,81"x23,62" | ▲ 9,5 mm |
| REC. | REC. |

| | |
|----------------|-----------|
| 120x120 | ▼ 10,2 mm |
| 47,24"x47,24" | ▲ 10,2 mm |

| | |
|---------------|-----------|
| 75x75 | ▼ 10,5 mm |
| 29,53"x29,53" | ▲ 10,5 mm |
| REC. | REC. |

| | |
|--------------------|---------------|
| 60x60 | ▼ 9,5 mm |
| 23,62"x23,62" | ▲ 9,5 mm |
| REC. | REC. |
| 30x30 (7x7) | 11,81"x11,81" |
| | |

| | |
|---------------|---------|
| 60x120 | ▼ 20 mm |
| 23,62"x47,24" | ▲ 20 mm |
| REC. | REC. |


| | |
|------------------|---------|
| 90x90 | ▼ 20 mm |
| 35,43"x35,43" | ▲ 20 mm |
| 60,5x60,5 | ▼ 6 mm |
| 23,81"x23,81" | ▲ 6 mm |
| REC. | REC. |

COMBINACIONES
MATCHING COLLECTIONS
LES COLLECTIONS À COMBINER

KONCEPT (XXL CAT.)
120x260 ▼ 6 mm
47,24"x102,36"



Disponible en / Available in / Disponible:
Koncept 40x120 Rev. Pasta Blanca / White body wall tiles /
Revêtement pâte blanche – Pág. / Page / Page 224-227



| | | | | | |
|------------------|-------------------|-------|------|--------------------|------|
| ● Konzept Argent | 60x120 | Rec. | M104 | 035.869.0135.02967 | REC. |
| ● Konzept Argent | 60x120 | Rec. | M121 | 039.869.0135.02967 | REC. |
| ● Konzept Argent | 60x120 (20 mm) | Rec. | M165 | 035.390.0135.02967 | REC. |
| ● Konzept Argent | 30x60 | Rec. | M66 | 035.450.0135.02967 | REC. |
| ● Konzept Argent | 30x60 | Rec. | M79 | 039.450.0135.02967 | REC. |
| ● Konzept Argent | 120x120 | Rec. | M140 | 035.120.0135.02967 | REC. |
| ● Konzept Argent | 120x120 | Rec. | M161 | 039.120.0135.02967 | REC. |
| ● Konzept Argent | 90x90 (20 mm) | Rec. | M165 | 035.817.0135.02967 | REC. |
| ● Konzept Argent | 75x75 | Rec. | M84 | 035.875.0135.02967 | REC. |
| ● Konzept Argent | 75x75 | Rec. | M99 | 039.875.0135.02967 | REC. |
| ● Konzept Argent | 75x75 | Adz. | M88 | 035.875.0135.00225 | REC. |
| ● Konzept Argent | 60,5x60,5 (20 mm) | Rec. | M128 | 035.701.0135.02967 | REC. |
| ● Konzept Argent | 60x60 | Rec. | M66 | 035.840.0135.02967 | REC. |
| ● Konzept Argent | 60x60 | Rec. | M81 | 039.840.0135.02967 | REC. |
| ● Konzept Argent | 60x60 | Adz. | M70 | 035.840.0135.00225 | REC. |
| ● Konzept Argent | 30x30(7) | Malla | M201 | 021.590.0135.02967 | REC. |
| ● Konzept Argent | 30x30(7) | Malla | M201 | 040.590.0135.02967 | REC. |



| | | | | | |
|----------------|-------------------|-------|------|--------------------|------|
| ● Konzept Gris | 60x120 | Rec. | M104 | 035.869.0002.02967 | REC. |
| ● Konzept Gris | 60x120 | Rec. | M121 | 039.869.0002.02967 | REC. |
| ● Konzept Gris | 60x120 (20 mm) | Rec. | M165 | 035.390.0002.02967 | REC. |
| ● Konzept Gris | 30x60 | Rec. | M66 | 035.450.0002.02967 | REC. |
| ● Konzept Gris | 30x60 | Rec. | M79 | 039.450.0002.02967 | REC. |
| ● Konzept Gris | 120x120 | Rec. | M140 | 035.120.0002.02967 | REC. |
| ● Konzept Gris | 120x120 | Rec. | M161 | 039.120.0002.02967 | REC. |
| ● Konzept Gris | 90x90 (20 mm) | Rec. | M165 | 035.817.0002.02967 | REC. |
| ● Konzept Gris | 75x75 | Rec. | M84 | 035.875.0002.02967 | REC. |
| ● Konzept Gris | 75x75 | Rec. | M99 | 039.875.0002.02967 | REC. |
| ● Konzept Gris | 75x75 | Adz. | M88 | 035.875.0002.00225 | REC. |
| ● Konzept Gris | 60,5x60,5 (20 mm) | Rec. | M128 | 035.701.0002.02967 | REC. |
| ● Konzept Gris | 60x60 | Rec. | M66 | 035.840.0002.02967 | REC. |
| ● Konzept Gris | 60x60 | Rec. | M81 | 039.840.0002.02967 | REC. |
| ● Konzept Gris | 60x60 | Adz. | M70 | 035.840.0002.00225 | REC. |
| ● Konzept Gris | 30x30(7) | Malla | M201 | 021.590.0002.02967 | REC. |
| ● Konzept Gris | 30x30(7) | Malla | M201 | 040.590.0002.02967 | REC. |



| | | | | | |
|----------------|-------------------|-------|------|--------------------|------|
| ● Konzept Mica | 60x120 | Rec. | M104 | 035.869.0125.02967 | REC. |
| ● Konzept Mica | 60x120 | Rec. | M121 | 039.869.0125.02967 | REC. |
| ● Konzept Mica | 60x120 (20 mm) | Rec. | M165 | 035.390.0125.02967 | REC. |
| ● Konzept Mica | 30x60 | Rec. | M66 | 035.450.0125.02967 | REC. |
| ● Konzept Mica | 30x60 | Rec. | M79 | 039.450.0125.02967 | REC. |
| ● Konzept Mica | 120x120 | Rec. | M140 | 035.120.0125.02967 | REC. |
| ● Konzept Mica | 120x120 | Rec. | M161 | 039.120.0125.02967 | REC. |
| ● Konzept Mica | 90x90 (20 mm) | Rec. | M165 | 035.817.0125.02967 | REC. |
| ● Konzept Mica | 75x75 | Rec. | M84 | 035.875.0125.02967 | REC. |
| ● Konzept Mica | 75x75 | Rec. | M99 | 039.875.0125.02967 | REC. |
| ● Konzept Mica | 60,5x60,5 (20 mm) | Rec. | M128 | 035.701.0125.02967 | REC. |
| ● Konzept Mica | 60x60 | Rec. | M66 | 035.840.0125.02967 | REC. |
| ● Konzept Mica | 60x60 | Rec. | M81 | 039.840.0125.02967 | REC. |
| ● Konzept Mica | 30x30(7) | Malla | M201 | 021.590.0125.02967 | REC. |
| ● Konzept Mica | 30x30(7) | Malla | M201 | 040.590.0125.02967 | REC. |



Piezas especiales / Special pieces / Pièces especiales

Consultar en página / Consult on page / Consulter en page: 344

| *PELDAÑO GRADONE | *ÁNGULO GRADONE | *PELDAÑO RANURADO | *ÁNGULO RANURADO | *RODAPIÉ C/ROMO |
|------------------|-----------------|-------------------|------------------|-----------------|
| | | | | |
| NO 20mm | NO 20mm | NO 20mm | NO 20mm | NO 20mm |

Empaquetado / Packaging / Emballage

| Formato | pz/cj | m²/cj | cj/pl | m²/pl | kg/cj | kg/pl |
|-----------------|-------|-------|-------|-------|-------|----------|
| 60x120 | 2 | 1.44 | 32 | 46.08 | 34.25 | 1,121.00 |
| 60x120 (20mm) | 1 | 0.72 | 32 | 23.04 | 34.20 | 1,119.40 |
| 30x60 | 6 | 1.08 | 48 | 51.84 | 23.60 | 1,152.80 |
| 120x120 | 1 | 1.44 | 36 | 51.84 | 36.36 | 1,348.96 |
| 90x90 (20mm) | 1 | 0.81 | 27 | 21.87 | 38.80 | 1,077.60 |
| 75x75 | 3 | 1.69 | 30 | 50.70 | 41.20 | 1,256.00 |
| 60,5x60,5(20mm) | 2 | 0.73 | 30 | 21.90 | 34.00 | 1,040.00 |
| 60x60 | 4 | 1.44 | 30 | 43.20 | 30.00 | 920.00 |
| 30x30(7) | 11 | 1.00 | 42 | 42.00 | 23.10 | 990.20 |

K-SLATE



C. PEDRA 20 MM

Formatos / Sizes / Formats

| | | |
|--------------------------------|----------------|-------------|
| 60x120 23,62"x47,24" | ▼ 10,5 mm ▲ | |
| 30x60 11,81"x23,62" | ▼ 9,5 mm ▲ | REC. |

| | |
|-------------------------------------|--|
| 30x30 (7x7) 11,81"x11,81" | |
|-------------------------------------|--|

| | | |
|--------------------------------|--------------|-------------|
| 60x120 23,62"x47,24" | ▼ 20 mm ▲ | REC. |
|--------------------------------|--------------|-------------|

| | | |
|-------------------------------|--------------|-------------|
| 60x90 23,81"x35,43" | ▼ 20 mm ▲ | REC. |
|-------------------------------|--------------|-------------|

| | | |
|-----------------------------------|--------------|-------------|
| 60,5x60,5 23,81"x23,81" | ▼ 20 mm ▲ | REC. |
|-----------------------------------|--------------|-------------|



| | | | | |
|-------------------------------------|-------|------|--------------------|------|
| ● K-Slate Grafito 60x120 | Rec. | M104 | 035.869.0068.02968 | REC. |
| ● K-Slate Grafito 60x120 | Rec. | M121 | 039.869.0068.02968 | REC. |
| ● K-Slate Grafito 60x120 (20 mm) | Rec. | M165 | 035.390.0068.02968 | REC. |
| ● K-Slate Grafito 60x90 (20 mm) | Rec. | M165 | 035.946.0068.02968 | REC. |
| ● K-Slate Grafito 30x60 | Rec. | M66 | 035.450.0068.02968 | REC. |
| ● K-Slate Grafito 30x60 | Rec. | M83 | 039.450.0068.02968 | REC. |
| ● K-Slate Grafito 60,5x60,5 (20 mm) | Rec. | M128 | 035.701.0068.02968 | REC. |
| ● K-Slate Grafito 30x30(7) | Malla | M201 | 021.590.0068.02968 | REC. |
| ● K-Slate Grafito 30x30(7) | Malla | M201 | 040.590.0068.02968 | REC. |



| | | | | |
|------------------------------------|-------|------|--------------------|------|
| ● K-Slate Silver 60x120 | Rec. | M104 | 035.869.0183.02968 | REC. |
| ● K-Slate Silver 60x120 | Rec. | M121 | 039.869.0183.02968 | REC. |
| ● K-Slate Silver 60x120 (20 mm) | Rec. | M165 | 035.390.0183.02968 | REC. |
| ● K-Slate Silver 60x90 (20 mm) | Rec. | M165 | 035.946.0183.02968 | REC. |
| ● K-Slate Silver 30x60 | Rec. | M66 | 035.450.0183.02968 | REC. |
| ● K-Slate Silver 30x60 | Rec. | M83 | 039.450.0183.02968 | REC. |
| ● K-Slate Silver 60,5x60,5 (20 mm) | Rec. | M128 | 035.701.0183.02968 | REC. |
| ● K-Slate Silver 30x30(7) | Malla | M201 | 021.590.0183.02968 | REC. |
| ● K-Slate Silver 30x30(7) | Malla | M201 | 040.590.0183.02968 | REC. |



| | | | | |
|-------------------------|-------|------|--------------------|------|
| ● K-Slate Moka 60x120 | Rec. | M104 | 035.869.0240.02968 | REC. |
| ● K-Slate Moka 60x120 | Rec. | M121 | 039.869.0240.02968 | REC. |
| ● K-Slate Moka 30x60 | Rec. | M66 | 035.450.0240.02968 | REC. |
| ● K-Slate Moka 30x60 | Rec. | M83 | 039.450.0240.02968 | REC. |
| ● K-Slate Moka 30x30(7) | Malla | M201 | 021.590.0240.02968 | REC. |
| ● K-Slate Moka 30x30(7) | Malla | M201 | 040.590.0240.02968 | REC. |



COMPACTTO PEDRA
GRES PORCELÁNICO RECTIFICADO · RECTIFIED PORCELAIN TILES · GRÈS CÉRAMÉ RECTIFIÉE

COMPACTTO PEDRA SEMIPULIDO
GRES PORCELÁNICO SEMIPULIDO RECTIFICADO · RECTIFIED SEMIPOLISHED PORCELAIN TILES · GRÈS CÉRAMÉ SEMIPOLI RECTIFIÉE



Rvto. / Wall / Rvtrm.: **K-Slate Silver 60x120 Compactto Pedra**
Pvto. / Floor / Sol: **K-Slate Silver 60x120 (20mm) Compactto Pedra**

Piezas especiales / Special pieces / Pièces especiales

Consultar en página / Consult on page / Consulter en page: 344

| *PELDAÑO GRADONE | *ÁNGULO GRADONE | *PELDAÑO RANURADO | *ÁNGULO RANURADO | *RODAPIÉ C/ROMO |
|------------------|-----------------|-------------------|------------------|-----------------|
| | | | | |
| | | NO 20mm | NO 20mm | NO 20mm |

Empaquetado / Packaging / Emballage

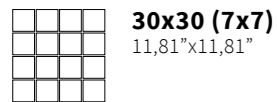
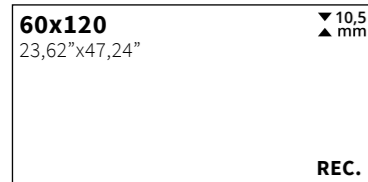
| Formato | pz/cj | m²/cj | cj/pl | m²/pl | kg/cj | kg/pl |
|------------------|-------|-------|-------|-------|-------|----------|
| 60x120 | 2 | 1.44 | 32 | 46.08 | 34.25 | 1,121.00 |
| 60x120 (20mm) | 1 | 0.72 | 32 | 23.04 | 34.20 | 1,119.40 |
| 60x90 (20mm) | 1 | 0.54 | 40 | 21.60 | 24.75 | 1,010.00 |
| 30x60 | 6 | 1.08 | 48 | 51.84 | 23.60 | 1,152.80 |
| 60,5x60,5 (20mm) | 2 | 0.73 | 30 | 21.90 | 34.00 | 1,040.00 |
| 30x30(7) | 11 | 1.00 | 42 | 42.00 | 23.10 | 990.20 |

K-STONE



C. PEDRA

Formatos / Sizes / Formats



| | | | | | | |
|-----------|-------|----------|-------|------|--------------------|---|
| ● K-Stone | Opalo | 60x120 | Rec. | M104 | 035.869.0059.00038 | Ⓜ |
| ● K-Stone | Opalo | 60x120 | Rec. | M121 | 039.869.0059.00038 | Ⓜ |
| ● K-Stone | Opalo | 30x30(7) | Malla | M201 | 021.590.0059.00038 | Ⓜ |
| ● K-Stone | Opalo | 30x30(7) | Malla | M201 | 040.590.0059.00038 | Ⓜ |



| | | | | | | |
|-----------|--------|----------|-------|------|--------------------|---|
| ● K-Stone | Desert | 60x120 | Rec. | M104 | 035.869.0364.00038 | Ⓜ |
| ● K-Stone | Desert | 60x120 | Rec. | M121 | 039.869.0364.00038 | Ⓜ |
| ● K-Stone | Desert | 30x30(7) | Malla | M201 | 021.590.0364.00038 | Ⓜ |
| ● K-Stone | Desert | 30x30(7) | Malla | M201 | 040.590.0364.00038 | Ⓜ |



| | | | | | | |
|-----------|-------|----------|-------|------|--------------------|---|
| ● K-Stone | Magma | 60x120 | Rec. | M104 | 035.869.0249.00038 | Ⓜ |
| ● K-Stone | Magma | 60x120 | Rec. | M121 | 039.869.0249.00038 | Ⓜ |
| ● K-Stone | Magma | 30x30(7) | Malla | M201 | 021.590.0249.00038 | Ⓜ |
| ● K-Stone | Magma | 30x30(7) | Malla | M201 | 040.590.0249.00038 | Ⓜ |



Rvto. / Wall / Rvtrm.: K-Stone Desert 60x120 Compactto Pedra - K-Wood Desert 20x120
 Pvto. / Floor / Sol: K-Stone Desert 60x120 Compactto Pedra

Piezas especiales / Special pieces / Pièces especiales

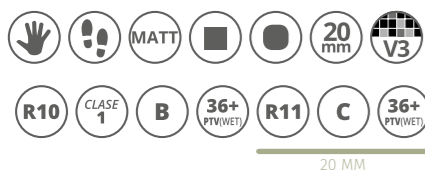
Consultar en página / Consult on page / Consulter en page: 344

| *PELDAÑO GRADONE | *ÁNGULO GRADONE | *PELDAÑO RANURADO | *ÁNGULO RANURADO | *RODAPIÉ C/ROMO |
|------------------|-----------------|-------------------|------------------|-----------------|
| | | | | |

Empaquetado / Packaging / Emballage

| Formato | pz/cj | m ² /cj | cj/pl | m ² /pl | kg/cj | kg/pl |
|----------|-------|--------------------|-------|--------------------|-------|----------|
| 60x120 | 2 | 1.44 | 32 | 46.08 | 34.25 | 1,121.00 |
| 30x30(7) | 11 | 1.00 | 42 | 42.00 | 23.10 | 990.20 |





20 MM


Formatos / Sizes / Formats

| | |
|-------------------------------|----------------|
| 90x90 35,43"x35,43" | ▼ 10,5 mm ▲ |
| 60x60 23,62"x23,62" | ▼ 9,5 mm ▲ |
| REC. | REC. |

| | |
|-----------------------------------|--------------|
| 90x90 35,43"x35,43" | ▼ 20 mm ▲ |
| 60,5x60,5 23,81"x23,81" | |
| REC. | REC. |

| | |
|--------------|-----------------------------|
| ▼ 20 mm ▲ | 20x20 7,87"x7,87" |
|--------------|-----------------------------|

| | |
|--------------|------------------------------|
| ▼ 20 mm ▲ | 20x30 7,87"x11,81" |
|--------------|------------------------------|



| | | | | | |
|--------------|-------------------|------|------|--------------------|---|
| ● Mosel Sand | 90x90 | Rec. | M86 | 017.804.0119.11497 | Ⓜ |
| ● Mosel Sand | 60x60 | Rec. | M51 | 017.840.0119.11497 | Ⓜ |
| ● Mosel Sand | 90x90 20 mm | Rec. | M165 | 017.817.0119.11497 | Ⓜ |
| ● Mosel Sand | 60,5x60,5 (20 mm) | Rec. | M128 | 017.701.0119.11497 | Ⓜ |



| | | | | | |
|--------------|-------------------|------|------|--------------------|---|
| ● Mosel Grey | 90x90 | Rec. | M86 | 017.804.0161.11497 | Ⓜ |
| ● Mosel Grey | 60x60 | Rec. | M51 | 017.840.0161.11497 | Ⓜ |
| ● Mosel Grey | 90x90 20 mm | Rec. | M165 | 017.817.0161.11497 | Ⓜ |
| ● Mosel Grey | 60,5x60,5 (20 mm) | Rec. | M128 | 017.701.0161.11497 | Ⓜ |



| | | | | | |
|-------------|-------------------|------|------|--------------------|---|
| ● Mosel Ash | 90x90 | Rec. | M86 | 017.804.0344.11497 | Ⓜ |
| ● Mosel Ash | 60x60 | Rec. | M51 | 017.840.0344.11497 | Ⓜ |
| ● Mosel Ash | 90x90 20 mm | Rec. | M165 | 017.817.0344.11497 | Ⓜ |
| ● Mosel Ash | 60,5x60,5 (20 mm) | Rec. | M128 | 017.701.0344.11497 | Ⓜ |



| | | | | | |
|--------------|-------------------|------|------|--------------------|---|
| ● Mosel Coal | 90x90 | Rec. | M86 | 017.804.0298.11497 | Ⓜ |
| ● Mosel Coal | 60x60 | Rec. | M51 | 017.840.0298.11497 | Ⓜ |
| ● Mosel Coal | 90x90 20 mm | Rec. | M165 | 017.817.0298.11497 | Ⓜ |
| ● Mosel Coal | 60,5x60,5 (20 mm) | Rec. | M128 | 017.701.0298.11497 | Ⓜ |



| | | | | |
|--------------|--------------|------|--------------------|---|
| ● Mosel Sand | 20x20 (20mm) | M189 | 015.020.0119.11497 | Ⓜ |
| ● Mosel Sand | 20x30 (20mm) | M189 | 015.836.0119.11497 | Ⓜ |



| | | | | |
|--------------|--------------|------|--------------------|---|
| ● Mosel Grey | 20x20 (20mm) | M189 | 015.020.0161.11497 | Ⓜ |
| ● Mosel Grey | 20x30 (20mm) | M189 | 015.836.0161.11497 | Ⓜ |




| | | | | |
|-------------|--------------|------|--------------------|---|
| ● Mosel Ash | 20x20 (20mm) | M189 | 015.020.0344.11497 | Ⓜ |
| ● Mosel Ash | 20x30 (20mm) | M189 | 015.836.0344.11497 | Ⓜ |



| | | | | |
|--------------|--------------|------|--------------------|---|
| ● Mosel Coal | 20x20 (20mm) | M189 | 015.020.0298.11497 | Ⓜ |
| ● Mosel Coal | 20x30 (20mm) | M189 | 015.836.0298.11497 | Ⓜ |



Rvto. / Wall / Rvrm.: Plain Black 120x260 - Plain White 120x260
Pvto. / Floor / Sol: Mosel Grey 90x90



Pvto. / Floor / Sol: Mosel Ash 20x20 - 20x30


Piezas especiales / Special pieces / Pièces especiales

Consultar en página / Consult on page / Consulter en page: 344

| *PELDAÑO GRADONE | *ÁNGULO GRADONE | *PELDAÑO RANURADO | *ÁNGULO RANURADO | *RODAPIÉ C/ROMO |
|------------------|-----------------|-------------------|------------------|-----------------|
| | | | | |
| NO 20mm | | | | |

Empaquetado / Packaging / Emballage

| Formato | pz/cj | m²/cj | cj/pl | m²/pl | kg/cj | kg/pl |
|-------------------|-------|-------|-------|-------|-------|----------|
| 90x90 | 2 | 1.62 | 27 | 43.74 | 40.00 | 1,110.00 |
| 60x60 | 4 | 1.44 | 30 | 43.20 | 30.00 | 920.00 |
| 90x90 (20 mm) | 1 | 0.81 | 27 | 21.87 | 38.80 | 1,077.60 |
| 60,5x60,5 (20 mm) | 2 | 0.73 | 30 | 21.90 | 34.00 | 1,040.00 |
| 20x20 (20 mm) | 12 | 0.48 | 60 | 28.80 | 22.30 | 1,358.00 |
| 20x30 (20 mm) | 8 | 0.48 | 64 | 30.72 | 22.30 | 1,447.20 |



ODEON




Formatos / Sizes / Formats

| | |
|-------------------------------|----------------|
| 90x90 35,43"x35,43" | ▼ 10,5 mm ▲ |
| 60x60 23,62"x23,62" | ▼ 9,5 mm ▲ |
| REC. | REC. |

| | |
|-------------------------------|----------------|
| 45x90 17,71"x35,43" | ▼ 10,5 mm ▲ |
| REC. | |

| |
|-------------------------------------|
| 30x30 (7x7) 11,81"x11,81" |
|-------------------------------------|



| | | | | |
|-------------------------|-------|------|--------------------|--|
| ● Odeon Ceniza 90x90 | Rec. | M86 | 017.804.0019.09132 | |
| ● Odeon Ceniza 45x90 | Rec. | M57 | 017.805.0019.09132 | |
| ● Odeon Ceniza 60x60 | Rec. | M51 | 017.840.0019.09132 | |
| ● Odeon Ceniza 30x30(7) | Malla | M201 | 025.590.0019.09132 | |



| | | | | |
|--------------------------|-------|------|--------------------|--|
| ● Odeon Marengo 90x90 | Rec. | M86 | 017.804.0028.09132 | |
| ● Odeon Marengo 45x90 | Rec. | M57 | 017.805.0028.09132 | |
| ● Odeon Marengo 60x60 | Rec. | M51 | 017.840.0028.09132 | |
| ● Odeon Marengo 30x30(7) | Malla | M201 | 025.590.0028.09132 | |



| | | | | |
|------------------------|-------|------|--------------------|--|
| ● Odeon Cobre 90x90 | Rec. | M86 | 017.804.0092.09132 | |
| ● Odeon Cobre 45x90 | Rec. | M57 | 017.805.0092.09132 | |
| ● Odeon Cobre 60x60 | Rec. | M51 | 017.840.0092.09132 | |
| ● Odeon Cobre 30x30(7) | Malla | M201 | 025.590.0092.09132 | |



| | | | | |
|-------------------------|-------|------|--------------------|--|
| ● Odeon Piedra 90x90 | Rec. | M86 | 017.804.0095.09132 | |
| ● Odeon Piedra 45x90 | Rec. | M57 | 017.805.0095.09132 | |
| ● Odeon Piedra 60x60 | Rec. | M51 | 017.840.0095.09132 | |
| ● Odeon Piedra 30x30(7) | Malla | M201 | 025.590.0095.09132 | |



Pvto. / Floor / Sol: **Odeon Marengo 90x90**



Disponible en / Available in / Disponible:
Odeon 30x90 Rev. Pasta Blanca / White body wall tiles / Revêtement pâte blanche – Pág. / Page / Page 238

Piezas especiales / Special pieces / Pièces especiales

Consultar en página / Consult on page / Consulter en page: 344

| *PELDAÑO GRADONE | *ÁNGULO GRADONE | *PELDAÑO RANURADO | *ÁNGULO RANURADO | *RODAPIÉ C/ROMO |
|------------------|-----------------|-------------------|------------------|-----------------|
| | | | | |

Empaquetado / Packaging / Emballage

| Formato | pz/cj | m ² /cj | cj/pl | m ² /pl | kg/cj | kg/pl |
|----------|-------|--------------------|-------|--------------------|-------|----------|
| 90x90 | 2 | 1.62 | 27 | 43.74 | 40.00 | 1.110.00 |
| 45x90 | 3 | 1.21 | 44 | 53.24 | 28.70 | 1.282.80 |
| 60x60 | 4 | 1.44 | 30 | 43.20 | 30.00 | 920.00 |
| 30x30(7) | 11 | 1.00 | 42 | 42.00 | 23.10 | 990.20 |

OMNIA



Formatos / Sizes / Formats

| | |
|--------------------------------|----------------|
| 60x120 23,62"x47,24" | ▼ 10,5 mm ▲ |
| 30x60 11,81"x23,62" | ▼ 9,5 mm ▲ |
| REC. | REC. |

| | |
|-------------------------------|----------------|
| 90x90 35,43"x35,43" | ▼ 10,5 mm ▲ |
| 60x60 23,62"x23,62" | ▼ 9,5 mm ▲ |
| REC. | REC. |

| |
|-------------------------------------|
| 30x30 (7x7) 11,81"x11,81" |
|-------------------------------------|



- Omnia Neutro 60x120 Rec. M99 035.869.0260.00099
- Omnia Neutro 30x60 Rec. M57 035.450.0260.00099
- Omnia Neutro 90x90 Rec. M97 035.804.0260.00099
- Omnia Neutro 60x60 Rec. M57 035.840.0260.00099
- Omnia Neutro 30x30(7) Malla M201 021.590.0260.00099



- Omnia Beige 60x120 Rec. M99 035.869.0007.00099
- Omnia Beige 30x60 Rec. M57 035.450.0007.00099
- Omnia Beige 90x90 Rec. M97 035.804.0007.00099
- Omnia Beige 60x60 Rec. M57 035.840.0007.00099
- Omnia Beige 30x30(7) Malla M201 021.590.0007.00099



- Omnia Ash 60x120 Rec. M99 035.869.0344.00099
- Omnia Ash 30x60 Rec. M57 035.450.0344.00099
- Omnia Ash 90x90 Rec. M97 035.804.0344.00099
- Omnia Ash 60x60 Rec. M57 035.840.0344.00099
- Omnia Ash 30x30(7) Malla M201 021.590.0344.00099



- Omnia Sand 60x120 Rec. M99 035.869.0119.00099
- Omnia Sand 30x60 Rec. M57 035.450.0119.00099
- Omnia Sand 90x90 Rec. M97 035.804.0119.00099
- Omnia Sand 60x60 Rec. M57 035.840.0119.00099
- Omnia Sand 30x30(7) Malla M201 021.590.0119.00099



- Omnia Argent 60x120 Rec. M99 035.869.0135.00099
- Omnia Argent 30x60 Rec. M57 035.450.0135.00099
- Omnia Argent 90x90 Rec. M97 035.804.0135.00099
- Omnia Argent 60x60 Rec. M57 035.840.0135.00099
- Omnia Argent 30x30(7) Malla M201 021.590.0135.00099



- Omnia Noce 60x120 Rec. M99 035.869.0160.00099
- Omnia Noce 30x60 Rec. M57 035.450.0160.00099
- Omnia Noce 90x90 Rec. M97 035.804.0160.00099
- Omnia Noce 60x60 Rec. M57 035.840.0160.00099
- Omnia Noce 30x30(7) Malla M201 021.590.0160.00099




- Nabil Argent 30x30 Malla P66 021.635.0135.01510



- Nielsen Argent 30x30 Malla P82 021.635.0135.01691



- Nabil Noce 30x30 Malla P66 021.635.0160.01510



- Nielsen Noce 30x30 Malla P82 021.635.0160.01691



Rvto. / Wall / Rvtm.: Omnia Noce 60x120 - Malla Nielsen Noce 30x30
Pvto. / Floor / Sol: Omnia Beige 90x90

Piezas especiales / Special pieces / Pièces especiales

Consultar en página / Consult on page / Consulter en page: 344

| *PELDAÑO GRADONE | *ÁNGULO GRADONE | *PELDAÑO RANURADO | *ÁNGULO RANURADO | *RODAPIÉ C/ROMO |
|------------------|-----------------|-------------------|------------------|-----------------|
| | | | | |

Empaquetado / Packaging / Emballage

| Formato | pz/cj | m ² /cj | cj/pl | m ² /pl | kg/cj | kg/pl |
|----------|-------|--------------------|-------|--------------------|-------|----------|
| 60x120 | 2 | 1.44 | 32 | 46.08 | 34.25 | 1.121.00 |
| 30x60 | 6 | 1.08 | 48 | 51.84 | 23.60 | 1.152.80 |
| 90x90 | 2 | 1.62 | 27 | 43.74 | 40.00 | 1.110.00 |
| 60x60 | 4 | 1.44 | 30 | 43.20 | 30.00 | 920.00 |
| 30x30 Pz | 10 | - | - | - | 19.30 | - |
| 30x30(7) | 11 | 1.00 | 42 | 42.00 | 23.10 | 990.20 |



PIETRA DI JURA




Formatos / Sizes / Formats

| | |
|--------------------------------|----------------|
| 60x120 23,62"x47,24" | ▼ 10,5 ▲ mm |
| 30x60 11,81"x23,62" | ▼ 9,5 ▲ mm |
| REC. | REC. |



| | | | | | | |
|------------------|-------|----------|-------|------|--------------------|--|
| ● Pietra Di Jura | Pearl | 60x120 | Rec. | M86 | 017.869.0169.12259 | |
| ● Pietra Di Jura | Pearl | 30x60 | Rec. | M51 | 017.450.0169.12259 | |
| ● Pietra Di Jura | Pearl | 120x120 | Rec. | M139 | 017.120.0169.12259 | |
| ● Pietra Di Jura | Pearl | 60x60 | Rec. | M51 | 017.840.0169.12259 | |
| ● Pietra Di Jura | Pearl | 30x30(5) | Malla | M251 | 025.281.0169.12259 | |

| | |
|---------------------------------|----------------|
| 120x120 47,24"x47,24" | ▼ 10,2 ▲ mm |
| 60x60 23,62"x23,62" | ▼ 9,5 ▲ mm |
| REC. | REC. |



| | | | | | | |
|------------------|------|----------|-------|------|--------------------|--|
| ● Pietra Di Jura | Sand | 60x120 | Rec. | M86 | 017.869.0119.12259 | |
| ● Pietra Di Jura | Sand | 30x60 | Rec. | M51 | 017.450.0119.12259 | |
| ● Pietra Di Jura | Sand | 120x120 | Rec. | M139 | 017.120.0119.12259 | |
| ● Pietra Di Jura | Sand | 60x60 | Rec. | M51 | 017.840.0119.12259 | |
| ● Pietra Di Jura | Sand | 30x30(5) | Malla | M251 | 025.281.0119.12259 | |

| |
|-------------------------------------|
| 30x30 (5x5) 11,81"x11,81" |
|-------------------------------------|



Rvto. / Woll / Rvrm.: Pietra Di Jura Sand 60x120

Piezas especiales / Special pieces / Pièces especiales

Consultar en página / Consult on page / Consulter en page: 344

| *PELDAÑO GRADONE | *ÁNGULO GRADONE | *PELDAÑO RANURADO | *ÁNGULO RANURADO | *RODAPIÉ C/ROMO |
|------------------|-----------------|-------------------|------------------|-----------------|
| | | | | |

Empaquetado / Packaging / Emballage

| Formato | pz/cj | m ² /cj | cj/pl | m ² /pl | kg/cj | kg/pl |
|----------|-------|--------------------|-------|--------------------|-------|----------|
| 60x120 | 2 | 1.44 | 32 | 46.08 | 34.25 | 1,121.00 |
| 30x60 | 6 | 1.08 | 48 | 51.84 | 23.60 | 1,152.80 |
| 120x120 | 1 | 1.44 | 36 | 51.84 | 36.36 | 1,348.96 |
| 60x60 | 4 | 1.44 | 30 | 43.20 | 30.00 | 920.00 |
| 30x30(5) | 11 | 1.00 | 42 | 42.00 | 23.00 | 986.00 |



PIETRA DI LAVAGNA



EXT.

Formatos / Sizes / Formats

| | |
|--------------------------------|----------------|
| 60x120 23,62"x47,24" | ▼ 10,5 ▲ mm |
| 30x60 11,81"x23,62" | ▼ 9,5 ▲ mm |
| REC. | REC. |



- Pietra Di Lavagna Perla 60x120 Rec. M86 017.869.0037.12204
- Pietra Di Lavagna Ext. Perla 60x120 Rec. M86 017.869.0037.12206
- Pietra Di Lavagna Perla 30x60 Rec. M51 017.450.0037.12204
- Pietra Di Lavagna Ext. Perla 30x60 Rec. M51 017.450.0037.12206
- Pietra Di Lavagna Perla 60x60 Rec. M51 017.840.0037.12204
- Pietra Di Lavagna Ext. Perla 60x60 Rec. M51 017.840.0037.12206
- Pietra Di Lavagna Perla 30x30(5) M251 025.281.0037.12204

| | |
|-------------------------------|---------------|
| 60x60 23,62"x23,62" | ▼ 9,5 ▲ mm |
| REC. | |



- Pietra Di Lavagna Sabbia 60x120 Rec. M86 017.869.0598.12204
- Pietra Di Lavagna Ext. Sabbia 60x120 Rec. M86 017.869.0598.12206
- Pietra Di Lavagna Sabbia 30x60 Rec. M51 017.450.0598.12204
- Pietra Di Lavagna Ext. Sabbia 30x60 Rec. M51 017.450.0598.12206
- Pietra Di Lavagna Sabbia 60x60 Rec. M51 017.840.0598.12204
- Pietra Di Lavagna Ext. Sabbia 60x60 Rec. M51 017.840.0598.12206
- Pietra Di Lavagna Sabbia 30x30(5) M251 025.281.0598.12204

| |
|-------------------------------------|
| 30x30 (5x5) 11,81"x11,81" |
|-------------------------------------|



- Pietra Di Lavagna Argento 60x120 Rec. M86 017.869.0656.12204
- Pietra Di Lavagna Ext. Argento 60x120 Rec. M86 017.869.0656.12206
- Pietra Di Lavagna Argento 30x60 Rec. M51 017.450.0656.12204
- Pietra Di Lavagna Ext. Argento 30x60 Rec. M51 017.450.0656.12206
- Pietra Di Lavagna Argento 60x60 Rec. M51 017.840.0656.12204
- Pietra Di Lavagna Ext. Argento 60x60 Rec. M51 017.840.0656.12206
- Pietra Di Lavagna Argento 30x30(5) M251 025.281.0656.12204



- Pietra Di Lavagna Grigio 60x120 Rec. M86 017.869.0213.12204
- Pietra Di Lavagna Ext. Grigio 60x120 Rec. M86 017.869.0213.12206
- Pietra Di Lavagna Grigio 30x60 Rec. M51 017.450.0213.12204
- Pietra Di Lavagna Ext. Grigio 30x60 Rec. M51 017.450.0213.12206
- Pietra Di Lavagna Grigio 60x60 Rec. M51 017.840.0213.12204
- Pietra Di Lavagna Ext. Grigio 60x60 Rec. M51 017.840.0213.12206
- Pietra Di Lavagna Grigio 30x30(5) M251 025.281.0213.12204



Pvto. / Floor / Sol: **Pietra Di Lavagna Grigio 60x120**



Rvto. / Wall / Rvtm.: **Pietra Di Lavagna Perla 60x120**
Pvto. / Floor / Sol: **Pietra Di Lavagna Argento 60x120**

Piezas especiales / Special pieces / Pieces especiales

Consultar en página / Consult on page / Consulter en page: 344

| *PELDAÑO GRADONE | *ÁNGULO GRADONE | *PELDAÑO RANURADO | *ÁNGULO RANURADO | *RODAPIÉ C/ROMO |
|------------------|-----------------|-------------------|------------------|-----------------|
| | | | | |

Empaquetado / Packaging / Emballage

| Formato | pz/cj | m ² /cj | cj/pl | m ² /pl | kg/cj | kg/pl |
|----------|-------|--------------------|-------|--------------------|-------|----------|
| 60x120 | 2 | 1.44 | 32 | 46.08 | 34.25 | 1,121.00 |
| 30x60 | 6 | 1.08 | 48 | 51.84 | 23.60 | 1,152.80 |
| 60x60 | 4 | 1.44 | 30 | 43.20 | 30.00 | 920.00 |
| 30x30(5) | 11 | 1.00 | 42 | 42.00 | 23.00 | 986.00 |

PIETRA DI SAVOIA



EXT.

Formatos / Sizes / Formats

60x120
23,62"x47,24" ▼ 10,5
▲ mm

30x60 ▼ 9,5
▲ mm
11,81"x23,62" **REC.** **REC.**

60x60 ▼ 9,5
▲ mm
23,62"x23,62" **REC.**

30x30 (5x5)
11,81"x11,81"



- Pietra Di Savoia Perla 60x120 Rec. M86 017.869.0037.12205
- Pietra Di Savoia Ext. Perla 60x120 Rec. M86 017.869.0037.12207
- Pietra Di Savoia Perla 30x60 Rec. M51 017.450.0037.12205
- Pietra Di Savoia Ext. Perla 30x60 Rec. M51 017.450.0037.12207
- Pietra Di Savoia Perla 60x60 Rec. M51 017.840.0037.12205
- Pietra Di Savoia Ext. Perla 60x60 Rec. M51 017.840.0037.12207
- Pietra Di Savoia Perla 30x30(5) M251 025.281.0037.12205



- Pietra Di Savoia Sabbia 60x120 Rec. M86 017.869.0598.12205
- Pietra Di Savoia Ext. Sabbia 60x120 Rec. M86 017.869.0598.12207
- Pietra Di Savoia Sabbia 30x60 Rec. M51 017.450.0598.12205
- Pietra Di Savoia Ext. Sabbia 30x60 Rec. M51 017.450.0598.12207
- Pietra Di Savoia Sabbia 60x60 Rec. M51 017.840.0598.12205
- Pietra Di Savoia Ext. Sabbia 60x60 Rec. M51 017.840.0598.12207
- Pietra Di Savoia Sabbia 30x30(5) M251 025.281.0598.12205



- Pietra Di Savoia Argento 60x120 Rec. M86 017.869.0656.12205
- Pietra Di Savoia Ext. Argento 60x120 Rec. M86 017.869.0656.12207
- Pietra Di Savoia Argento 30x60 Rec. M51 017.450.0656.12205
- Pietra Di Savoia Ext. Argento 30x60 Rec. M51 017.450.0656.12207
- Pietra Di Savoia Argento 60x60 Rec. M51 017.840.0656.12205
- Pietra Di Savoia Ext. Argento 60x60 Rec. M51 017.840.0656.12207
- Pietra Di Savoia Argento 30x30(5) M251 025.281.0656.12205



- Pietra Di Savoia Grigio 60x120 Rec. M86 017.869.0213.12205
- Pietra Di Savoia Ext. Grigio 60x120 Rec. M86 017.869.0213.12207
- Pietra Di Savoia Grigio 30x60 Rec. M51 017.450.0213.12205
- Pietra Di Savoia Ext. Grigio 30x60 Rec. M51 017.450.0213.12207
- Pietra Di Savoia Grigio 60x60 Rec. M51 017.840.0213.12205
- Pietra Di Savoia Ext. Grigio 60x60 Rec. M51 017.840.0213.12207
- Pietra Di Savoia Grigio 30x30(5) M251 025.281.0213.12205



Pvto. / Floor / Sol: **Pietra Di Savoia Grigio 60x120**



Rvto. / Wall / Rvrm.: **Pietra Di Savoia Sabbia 60x120**
Pvto. / Floor / Sol: **Pietra Di Savoia Ext. Sabbia 60x120**

Piezas especiales / Special pieces / Pieces especiales

Consultar en página / Consult on page / Consulter en page: 344

| *PELDAÑO GRADONE | *ÁNGULO GRADONE | *PELDAÑO RANURADO | *ÁNGULO RANURADO | *RODAPIÉ C/ROMO |
|------------------|-----------------|-------------------|------------------|-----------------|
| | | | | |

Empaquetado / Packaging / Emballage

| Formato | pz/cj | m ² /cj | cj/pl | m ² /pl | kg/cj | kg/pl |
|----------|-------|--------------------|-------|--------------------|-------|----------|
| 60x120 | 2 | 1.44 | 32 | 46.08 | 34.25 | 1,121.00 |
| 30x60 | 6 | 1.08 | 48 | 51.84 | 23.60 | 1,152.80 |
| 60x60 | 4 | 1.44 | 30 | 43.20 | 30.00 | 920.00 |
| 30x30(5) | 11 | 1.00 | 42 | 42.00 | 23.00 | 986.00 |

PROVENZA



Formatos / Sizes / Formats

| | |
|--------------------------------|----------------|
| 60x120 23,62"x47,24" | ▼ 10,5 mm ▲ |
| 30x60 11,81"x23,62" | ▼ 9,5 mm ▲ |
| REC. | REC. |

| | |
|-------------------------------|----------------|
| 75x75 29,53"x29,53" | ▼ 10,5 mm ▲ |
| REC. | |

| | |
|-------------------------------|---------------|
| 60x60 23,62"x23,62" | ▼ 9,5 mm ▲ |
| REC. | |

| |
|-------------------------------------|
| 30x30 (7x7) 11,81"x11,81" |
|-------------------------------------|



- Provenza Blanco 60x120 Rec. M99 035.869.0012.00189
- Provenza Blanco 30x60 Rec. M57 035.450.0012.00189
- Provenza Blanco 75x75 Rec. M75 035.875.0012.00189
- Provenza Blanco 60x60 Rec. M57 035.840.0012.00189
- Provenza Blanco 30x30(7) Malla M201 021.590.0012.00189



- Provenza Perla 60x120 Rec. M99 035.869.0037.00189
- Provenza Perla 30x60 Rec. M57 035.450.0037.00189
- Provenza Perla 75x75 Rec. M75 035.875.0037.00189
- Provenza Perla 60x60 Rec. M57 035.840.0037.00189
- Provenza Perla 30x30(7) Malla M201 021.590.0037.00189



- Provenza Gris 60x120 Rec. M99 035.869.0002.00189
- Provenza Gris 30x60 Rec. M57 035.450.0002.00189
- Provenza Gris 75x75 Rec. M75 035.875.0002.00189
- Provenza Gris 60x60 Rec. M57 035.840.0002.00189
- Provenza Gris 30x30(7) Malla M201 021.590.0002.00189



- Provenza Negro 60x120 Rec. M99 035.869.0003.00189
- Provenza Negro 30x60 Rec. M57 035.450.0003.00189
- Provenza Negro 75x75 Rec. M75 035.875.0003.00189
- Provenza Negro 60x60 Rec. M57 035.840.0003.00189
- Provenza Negro 30x30(7) Malla M201 021.590.0003.00189



Pvto. / Floor / Sol: Provenza Negro 75x75



Piezas especiales / Special pieces / Pièces especiales

Consultar en página / Consult on page / Consulter en page: 344

| *PELDAÑO GRADONE | *ÁNGULO GRADONE | *PELDAÑO RANURADO | *ÁNGULO RANURADO | *RODAPIÉ C/ROMO |
|------------------|-----------------|-------------------|------------------|-----------------|
| | | | | |

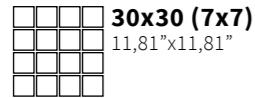
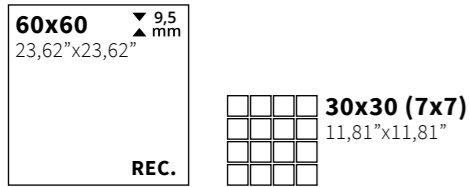
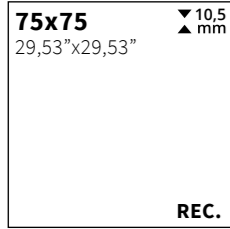
Empaquetado / Packaging / Emballage

| Formato | pz/cj | m ² /cj | cj/pl | m ² /pl | kg/cj | kg/pl |
|----------|-------|--------------------|-------|--------------------|-------|----------|
| 60x120 | 2 | 1.44 | 32 | 46.08 | 34.25 | 1.121.00 |
| 30x60 | 6 | 1.08 | 48 | 51.84 | 23.60 | 1.152.80 |
| 75x75 | 3 | 1.69 | 30 | 50.70 | 41.20 | 1.256.00 |
| 60x60 | 4 | 1.44 | 30 | 43.20 | 30.00 | 920.00 |
| 30x30(7) | 11 | 1.00 | 42 | 42.00 | 23.10 | 990.20 |

PROVENZAL



Formatos / Sizes / Formats




- Provenzal Blanco 75x75 Rec. M79 017.875.0012.02818
- Provenzal Blanco 60x60 Rec. M57 017.840.0012.02818
- Provenzal Blanco 30x30(7) Malla M201 025.590.0012.02818



- Provenzal Gris 75x75 Rec. M79 017.875.0002.02818
- Provenzal Gris 60x60 Rec. M57 017.840.0002.02818
- Provenzal Gris 30x30(7) Malla M201 025.590.0002.02818

Empaquetado / Packaging / Emballage

| Formato | pz/cj | m²/cj | cj/pl | m²/pl | kg/cj | kg/pl |
|----------|-------|-------|-------|-------|-------|----------|
| 75x75 | 3 | 1.69 | 30 | 50.70 | 41.20 | 1.256.00 |
| 60x60 | 4 | 1.44 | 30 | 43.20 | 30.00 | 920.00 |
| 30x30(7) | 11 | 1.00 | 42 | 42.00 | 23.10 | 990.20 |



SLATE WAY

DECORSTONE
GRES PORCELÁNICO RECTIFICADO · RECTIFIED PORCELAIN TILES · GRÈS CÉRAMÉ RECTIFIÉE

ALTO BRILLO SEMIPULIDO
GRES PORCELÁNICO SEMIPULIDO RECTIFICADO · RECTIFIED SEMIPOLISHED PORCELAIN TILES · GRÈS CÉRAMÉ SEMIPOLI RECTIFIÉE




DECORSTONE

Formatos / Sizes / Formats

| | |
|--------------------------------|----------------|
| 60x120 23,62"x47,24" | ▼ 10,5 mm ▲ |
| 30x60 11,81"x23,62" | ▼ 9,5 mm ▲ |
| REC. | REC. |



| | | |
|-------------------------------|---------------|-------------|
| 60x60 23,62"x23,62" | ▼ 9,5 mm ▲ | REC. |
|-------------------------------|---------------|-------------|



| | | | | | |
|-----------------|----------|-------|------|--------------------|---|
| ● Slate Way Ash | 60x120 | Rec. | M99 | 017.869.0344.11381 | Ⓢ |
| ● Slate Way Ash | 60x120 | Rec. | M120 | 071.869.0344.11381 | Ⓢ |
| ● Slate Way Ash | 60x60 | Rec. | M57 | 017.840.0344.11381 | Ⓢ |
| ● Slate Way Ash | 60x60 | Rec. | M85 | 071.840.0344.11381 | Ⓢ |
| ● Slate Way Ash | 30x60 | Rec. | M57 | 017.450.0344.11381 | Ⓢ |
| ● Slate Way Ash | 30x60 | Rec. | M85 | 071.450.0344.11381 | Ⓢ |
| ● Slate Way Ash | 30x30(7) | Malla | M201 | 025.590.0344.11381 | Ⓢ |
| ● Slate Way Ash | 30x30(7) | Malla | M201 | 051.590.0344.11381 | Ⓢ |




| | | | | | |
|-------------------|----------|-------|------|--------------------|---|
| ● Slate Way Brown | 60x120 | Rec. | M99 | 017.869.0109.11381 | Ⓢ |
| ● Slate Way Brown | 60x120 | Rec. | M120 | 071.869.0109.11381 | Ⓢ |
| ● Slate Way Brown | 60x60 | Rec. | M57 | 017.840.0109.11381 | Ⓢ |
| ● Slate Way Brown | 60x60 | Rec. | M85 | 071.840.0109.11381 | Ⓢ |
| ● Slate Way Brown | 30x60 | Rec. | M57 | 017.450.0109.11381 | Ⓢ |
| ● Slate Way Brown | 30x60 | Rec. | M85 | 071.450.0109.11381 | Ⓢ |
| ● Slate Way Brown | 30x30(7) | Malla | M201 | 025.590.0109.11381 | Ⓢ |
| ● Slate Way Brown | 30x30(7) | Malla | M201 | 051.590.0109.11381 | Ⓢ |



| | | | | | |
|-------------------|----------|-------|------|--------------------|---|
| ● Slate Way Pearl | 60x120 | Rec. | M99 | 017.869.0169.11381 | Ⓢ |
| ● Slate Way Pearl | 60x120 | Rec. | M120 | 071.869.0169.11381 | Ⓢ |
| ● Slate Way Pearl | 60x60 | Rec. | M57 | 017.840.0169.11381 | Ⓢ |
| ● Slate Way Pearl | 60x60 | Rec. | M85 | 071.840.0169.11381 | Ⓢ |
| ● Slate Way Pearl | 30x60 | Rec. | M57 | 017.450.0169.11381 | Ⓢ |
| ● Slate Way Pearl | 30x60 | Rec. | M85 | 071.450.0169.11381 | Ⓢ |
| ● Slate Way Pearl | 30x30(7) | Malla | M201 | 025.590.0169.11381 | Ⓢ |
| ● Slate Way Pearl | 30x30(7) | Malla | M201 | 051.590.0169.11381 | Ⓢ |

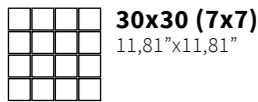


| | | | | | |
|-------------------|----------|-------|------|--------------------|---|
| ● Slate Way Green | 60x120 | Rec. | M99 | 017.869.0110.11381 | Ⓢ |
| ● Slate Way Green | 60x120 | Rec. | M120 | 071.869.0110.11381 | Ⓢ |
| ● Slate Way Green | 60x60 | Rec. | M57 | 017.840.0110.11381 | Ⓢ |
| ● Slate Way Green | 60x60 | Rec. | M85 | 071.840.0110.11381 | Ⓢ |
| ● Slate Way Green | 30x60 | Rec. | M57 | 017.450.0110.11381 | Ⓢ |
| ● Slate Way Green | 30x60 | Rec. | M85 | 071.450.0110.11381 | Ⓢ |
| ● Slate Way Green | 30x30(7) | Malla | M201 | 025.590.0110.11381 | Ⓢ |
| ● Slate Way Green | 30x30(7) | Malla | M201 | 051.590.0110.11381 | Ⓢ |




Malla Coimbra Slate Way 29x38

| | | | |
|---------|-----|--------------------|---|
| ● Brown | P38 | 051.936.0109.11381 | Ⓢ |
| ● Ash | P38 | 051.936.0344.11381 | Ⓢ |
| ● Green | P38 | 051.936.0110.11381 | Ⓢ |
| ● Ocean | P38 | 051.936.0171.11381 | Ⓢ |
| ● Pearl | P38 | 051.936.0169.11381 | Ⓢ |

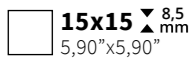


Malla Coimbra Slate Way 29x38
11,41"x14,96"



COMBINACIONES
MATCHING COLLECTIONS
LES COLLECTIONS À COMBINER

SLATE WAY (ORIGIN CAT.)



7x28 ▼ 9,5 mm
▲ 2,75"x11,02"



Rvto. / Wall / Rvrm.: **Slate Way Ash 60x120 Decorstone**
Pvto. / Floor / Sol.: **Slate Way Ash 60x120 Decorstone**

Piezas especiales / Special pieces / Pièces especiales

Consultar en página / Consult on page / Consulter en page: 344

| *PELDAÑO GRADONE | *ÁNGULO GRADONE | *PELDAÑO RANURADO | *ÁNGULO RANURADO | *RODAPIÉ DEC. A.B.S | *RODAPIÉ C/ROMO |
|------------------|-----------------|-------------------|------------------|---------------------|-----------------|
| | | | | | |

Empaquetado / Packaging / Emballage

| Formato | pz/cj | m²/cj | cj/pl | m²/pl | kg/cj | kg/pl |
|---------------|-------|-------|-------|-------|-------|----------|
| 60x120 | 2 | 1,44 | 32 | 46,08 | 34,25 | 1.121,00 |
| 30x60 | 6 | 1,08 | 48 | 51,84 | 23,60 | 1.152,80 |
| 60x60 | 4 | 1,44 | 30 | 43,20 | 30,00 | 920,00 |
| 30x30(7) | 11 | 1,00 | 42 | 42,00 | 23,10 | 990,20 |
| 29x38 Coimbra | 9 | - | - | - | 20,70 | - |

STYLE

DECORSTONE
GRES PORCELÁNICO · PORCELAIN TILES · GRÈS CÉRAMÉ

LUXGLASS
GRES PORCELÁNICO RECTIFICADO · RECTIFIED PORCELAIN TILES · GRÈS CÉRAMÉ RECTIFIÉE



ADZ.

Formatos / Sizes / Formats

30,3x61,3 ∇ 9 mm
11,92"x24,13"



| | | | | | | |
|--------------|-------|-----------|-------|--------------------|--------------------|---|
| ● Style | Perla | 30,3x61,3 | M45 | 015.722.0037.02755 | 📄 | |
| ● Style | Perla | 30x60 | Rec. | M69 | 050.450.0037.02755 | 📄 |
| ● Style | Perla | 60,8x60,8 | M46 | 015.440.0037.02755 | 📄 | |
| ● Style | Perla | 60x60 | Rec. | M69 | 050.840.0037.02755 | 📄 |
| ● Adz. Style | Perla | 45x45 | M42 | 015.302.0037.02483 | 📄 | |
| ● Style | Perla | 45x45 | M41 | 015.302.0037.02755 | 📄 | |
| ● Style | Perla | 30x30(7) | Malla | M201 | 025.590.0037.02755 | 📄 |
| ● Style | Perla | 30x30(7) | Malla | M201 | 051.590.0037.02755 | 📄 |
| ● Style | Perla | 30x30(5) | Malla | M251 | 025.281.0037.02755 | 📄 |
| ● Style | Perla | 30x30(5) | Malla | M251 | 051.281.0037.02755 | 📄 |

30x60 ∇ 9,5 mm
11,81"x23,62"
REC.



| | | | | | | |
|---------|--------|-----------|-------|--------------------|--------------------|---|
| ● Style | Blanco | 30,3x61,3 | M45 | 015.722.0012.02755 | 📄 | |
| ● Style | Blanco | 30x60 | Rec. | M69 | 050.450.0012.02755 | 📄 |
| ● Style | Blanco | 60,8x60,8 | M46 | 015.440.0012.02755 | 📄 | |
| ● Style | Blanco | 60x60 | Rec. | M69 | 050.840.0012.02755 | 📄 |
| ● Style | Blanco | 45x45 | M41 | 015.302.0012.02755 | 📄 | |
| ● Style | Blanco | 30x30(7) | Malla | M201 | 025.590.0012.02755 | 📄 |
| ● Style | Blanco | 30x30(7) | Malla | M201 | 051.590.0012.02755 | 📄 |
| ● Style | Blanco | 30x30(5) | Malla | M251 | 025.281.0012.02755 | 📄 |
| ● Style | Blanco | 30x30(5) | Malla | M251 | 051.281.0012.02755 | 📄 |

60,8x60,8 ∇ 9,5 mm
23,93"x23,93"

UPEC
Blanco, Ceniza, Marfil, Perla

UPEC
Marengo, Taupe

60x60 ∇ 9,5 mm
23,62"x23,62"

REC.



| | | | | | | |
|--------------|--------|-----------|-------|--------------------|--------------------|---|
| ● Style | Ceniza | 30,3x61,3 | M45 | 015.722.0019.02755 | 📄 | |
| ● Style | Ceniza | 30x60 | Rec. | M69 | 050.450.0019.02755 | 📄 |
| ● Style | Ceniza | 60,8x60,8 | M46 | 015.440.0019.02755 | 📄 | |
| ● Style | Ceniza | 60x60 | Rec. | M69 | 050.840.0019.02755 | 📄 |
| ● Adz. Style | Ceniza | 45x45 | M42 | 015.302.0019.02483 | 📄 | |
| ● Style | Ceniza | 45x45 | M41 | 015.302.0019.02755 | 📄 | |
| ● Style | Ceniza | 30x30(7) | Malla | M201 | 025.590.0019.02755 | 📄 |
| ● Style | Ceniza | 30x30(7) | Malla | M201 | 051.590.0019.02755 | 📄 |
| ● Style | Ceniza | 30x30(5) | Malla | M251 | 025.281.0019.02755 | 📄 |
| ● Style | Ceniza | 30x30(5) | Malla | M251 | 051.281.0019.02755 | 📄 |

45x45 ∇ 9,5 mm
17,71"x17,71"

UPEC
Blanco, Ceniza, Marfil, Perla

UPEC
Marengo, Taupe

30x30 (7x7)
11,81"x11,81"

30x30 (5x5)
11,81"x11,81"



| | | | | | | |
|---------|---------|-----------|-------|--------------------|--------------------|---|
| ● Style | Marengo | 30,3x61,3 | M45 | 015.722.0028.02755 | 📄 | |
| ● Style | Marengo | 30x60 | Rec. | M69 | 050.450.0028.02755 | 📄 |
| ● Style | Marengo | 60,8x60,8 | M46 | 015.440.0028.02755 | 📄 | |
| ● Style | Marengo | 60x60 | Rec. | M69 | 050.840.0028.02755 | 📄 |
| ● Style | Marengo | 45x45 | M41 | 015.302.0028.02755 | 📄 | |
| ● Style | Marengo | 30x30(7) | Malla | M201 | 025.590.0028.02755 | 📄 |
| ● Style | Marengo | 30x30(7) | Malla | M201 | 051.590.0028.02755 | 📄 |
| ● Style | Marengo | 30x30(5) | Malla | M251 | 025.281.0028.02755 | 📄 |
| ● Style | Marengo | 30x30(5) | Malla | M251 | 051.281.0028.02755 | 📄 |



| | | | | | | |
|--------------|--------|-----------|-------|--------------------|--------------------|---|
| ● Style | Marfil | 30,3x61,3 | M45 | 015.722.0033.02755 | 📄 | |
| ● Style | Marfil | 30x60 | Rec. | M69 | 050.450.0033.02755 | 📄 |
| ● Style | Marfil | 60,8x60,8 | M46 | 015.440.0033.02755 | 📄 | |
| ● Style | Marfil | 60x60 | Rec. | M69 | 050.840.0033.02755 | 📄 |
| ● Adz. Style | Marfil | 45x45 | M42 | 015.302.0033.02483 | 📄 | |
| ● Style | Marfil | 45x45 | M41 | 015.302.0033.02755 | 📄 | |
| ● Style | Marfil | 30x30(7) | Malla | M201 | 025.590.0033.02755 | 📄 |
| ● Style | Marfil | 30x30(7) | Malla | M201 | 051.590.0033.02755 | 📄 |
| ● Style | Marfil | 30x30(5) | Malla | M251 | 025.281.0033.02755 | 📄 |
| ● Style | Marfil | 30x30(5) | Malla | M251 | 051.281.0033.02755 | 📄 |



| | | | | | | |
|--------------|-------|-----------|-------|--------------------|--------------------|---|
| ● Style | Taupe | 30,3x61,3 | M45 | 015.722.0285.02755 | 📄 | |
| ● Style | Taupe | 30x60 | Rec. | M69 | 050.450.0285.02755 | 📄 |
| ● Style | Taupe | 60,8x60,8 | M46 | 015.440.0285.02755 | 📄 | |
| ● Style | Taupe | 60x60 | Rec. | M69 | 050.840.0285.02755 | 📄 |
| ● Adz. Style | Taupe | 45x45 | M42 | 015.302.0285.02483 | 📄 | |
| ● Style | Taupe | 45x45 | M41 | 015.302.0285.02755 | 📄 | |
| ● Style | Taupe | 30x30(7) | Malla | M201 | 025.590.0285.02755 | 📄 |
| ● Style | Taupe | 30x30(7) | Malla | M201 | 051.590.0285.02755 | 📄 |
| ● Style | Taupe | 30x30(5) | Malla | M251 | 025.281.0285.02755 | 📄 |
| ● Style | Taupe | 30x30(5) | Malla | M251 | 051.281.0285.02755 | 📄 |



Pvto. / Floor / Sol: **Adz. Style Taupe 45x45**

Piezas especiales / Special pieces / Pièces especiales

Consultar en página / Consult on page / Consulter en page: 344

| *PELDAÑO GRADONE | *ÁNGULO GRADONE | *PELDAÑO RANURADO | *ÁNGULO RANURADO | *RODAPIÉ DEC. LUXGLASS | *RODAPIÉ C./ROMO |
|------------------|-----------------|-------------------|------------------|------------------------|------------------|
| | | | | | |

Empaquetado / Packaging / Emballage

| Formato | pz/cj | m²/cj | cj/pl | m²/pl | kg/cj | kg/pl |
|---------------|-------|-------|-------|-------|-------|----------|
| 30,3x61,3 | 7 | 1.30 | 40 | 52.00 | 25.00 | 1.020.00 |
| 30x60 | 6 | 1.08 | 48 | 51.84 | 23.60 | 1.152.80 |
| 60,8x60,8 | 4 | 1.48 | 30 | 44.40 | 31.35 | 960.50 |
| 60x60 | 4 | 1.44 | 30 | 43.20 | 30.00 | 920.00 |
| 45x45 | 6 | 1.22 | 52 | 63.44 | 25.80 | 1.361.60 |
| 30x30(5) | 11 | 1.00 | 48 | 48.00 | 18.30 | 898.40 |
| 30x30(5) Lux. | 11 | 1.00 | 42 | 42.00 | 23.00 | 986.00 |
| 30x30(7) | 11 | 1.00 | 42 | 42.00 | 23.10 | 990.20 |



SV. HIERRO

GRES PORCELÁNICO RECTIFICADO INDUSTRIAL
INDUSTRIAL RECTIFIED PORCELAIN TILES · GRÈS CÉRAMÉ RECTIFIÉ INDUSTRIEL



ADZ.

Formatos / Sizes / Formats

60x60 ∇ 14
23,62"x23,62" mm

REC.



- Sv.Hierro 60x60 Rec. M145 048.840.0001.01018
- Sv.Hierro 60x60 Adz. M149 048.840.0001.01020

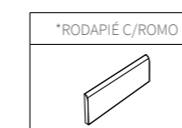


Pvto. / Floor / Sol: Sv.Hierro 60x60



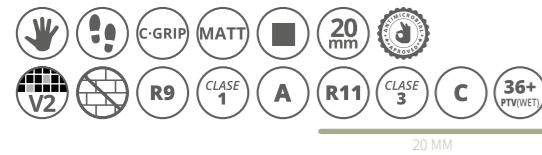
Piezas especiales / Special pieces / Pièces especiales

Consultar en página / Consult on page / Consulter en page: 344



Empaquetado / Packaging / Emballage

| Formato | pz/cj | m ² /cj | cj/pl | m ² /pl | kg/cj | kg/pl |
|---------|-------|--------------------|-------|--------------------|-------|----------|
| 60x60 | 3 | 1.08 | 30 | 32.40 | 32.90 | 1.007.00 |



Formatos / Sizes / Formats

| | |
|--------------------------------|------------------------|
| 60x120 23,62"x47,24" | ▼ 10,5 mm ▲ 10,5 mm |
| 30x60 11,81"x23,62" | ▼ 9,5 mm ▲ 9,5 mm |
| REC. | REC. |

| | |
|-------------------------------|------------------------|
| 90x90 35,43"x35,43" | ▼ 10,5 mm ▲ 10,5 mm |
| 60x60 23,62"x23,62" | ▼ 9,5 mm ▲ 9,5 mm |
| REC. | REC. |

| | |
|-------------------------------|----------------------|
| 8x44,2 3,14"x17,40" | ▼ 8,5 mm ▲ 8,5 mm |
|-------------------------------|----------------------|

| |
|-------------------------------------|
| 30x30 (7x7) 11,81"x11,81" |
|-------------------------------------|

| | |
|-----------------------------------|--------------------|
| 90x90 35,43"x35,43" | ▼ 20 mm ▲ 20 mm |
| 60,5x60,5 23,81"x23,81" | ▼ 20 mm ▲ 20 mm |
| REC. | REC. |



- Vita Perla 90x90 Rec. M91 017.804.0037.01227
- Vita Perla 90x90 (20 mm) Rec. M165 017.817.0037.01227
- Vita Perla 60x120 Rec. M91 017.869.0037.01227
- Vita Perla 60x60 Rec. M55 017.840.0037.01227
- Vita Perla 60,5x60,5 (20 mm) Rec. M128 017.701.0037.01227
- Vita Perla 30x60 Rec. M55 017.450.0037.01227
- Vita Perla 30x30(7) Malla Rec. M201 025.590.0037.01227



- Vita Arena 90x90 Rec. M91 017.804.0017.01227
- Vita Arena 90x90 (20 mm) Rec. M165 017.817.0017.01227
- Vita Arena 60x120 Rec. M91 017.869.0017.01227
- Vita Arena 60x60 Rec. M55 017.840.0017.01227
- Vita Arena 60,5x60,5 (20 mm) Rec. M128 017.701.0017.01227
- Vita Arena 30x60 Rec. M55 017.450.0017.01227
- Vita Arena 30x30(7) Malla Rec. M201 025.590.0017.01227



- Vita Gris 90x90 Rec. M91 017.804.0002.01227
- Vita Gris 90x90 (20 mm) Rec. M165 017.817.0002.01227
- Vita Gris 60x120 Rec. M91 017.869.0002.01227
- Vita Gris 60x60 Rec. M55 017.840.0002.01227
- Vita Gris 60,5x60,5 (20 mm) Rec. M128 017.701.0002.01227
- Vita Gris 30x60 Rec. M55 017.450.0002.01227
- Vita Gris 30x30(7) Malla Rec. M201 025.590.0002.01227



- Vita Moka 90x90 Rec. M91 017.804.0240.01227
- Vita Moka 90x90 (20 mm) Rec. M165 017.817.0240.01227
- Vita Moka 60x120 Rec. M91 017.869.0240.01227
- Vita Moka 60x60 Rec. M55 017.840.0240.01227
- Vita Moka 60,5x60,5 (20 mm) Rec. M128 017.701.0240.01227
- Vita Moka 30x60 Rec. M55 017.450.0240.01227
- Vita Moka 30x30(7) Malla Rec. M201 025.590.0240.01227



- Vita Marengo 90x90 Rec. M91 017.804.0028.01227
- Vita Marengo 90x90 (20 mm) Rec. M165 017.817.0028.01227
- Vita Marengo 60x120 Rec. M91 017.869.0028.01227
- Vita Marengo 60x60 Rec. M55 017.840.0028.01227
- Vita Marengo 60,5x60,5 (20 mm) Rec. M128 017.701.0028.01227
- Vita Marengo 30x60 Rec. M55 017.450.0028.01227
- Vita Marengo 30x30(7) Malla Rec. M201 025.590.0028.01227



- Rlv. Vita Mix-Gris 8x44,2 M70 015.681.0300.10145



- Rlv. Vita Arena 8x44,2 M70 015.681.0017.10145



Rvt. / Wall / Rvrm.: Vita Arena 60x120 - Rlv. Vita Arena 8x44,2
Pvto. / Floor / Sol: Oldmanor Tabaco 20x120



Disponible en / Available in / Disponible:
Vita 40x120-30x90 Rev. Pasta Blanca / White body wall tiles / Revêtement pâte blanche - Pág. / Page / Page 262-265

Piezas especiales / Special pieces / Pièces especiales

Consultar en página / Consult on page / Consulter en page: 344

| *PELDAÑO GRADONE | *ÁNGULO GRADONE | *PELDAÑO RANURADO | *ÁNGULO RANURADO | *RODAPIÉ C/ROMO |
|------------------|-----------------|-------------------|------------------|-----------------|
| | | | | |
| | | NO 20mm | NO 20mm | NO 20mm |

Empaquetado / Packaging / Emballage

| Formato | pz/cj | m ² /cj | cj/pl | m ² /pl | kg/cj | kg/pl |
|-------------------|-------|--------------------|-------|--------------------|-------|----------|
| 90x90 | 2 | 1.62 | 27 | 43.74 | 40.00 | 1.110.00 |
| 90x90 (20 mm) | 1 | 0.81 | 27 | 21.87 | 38.80 | 1.077.60 |
| 60x120 | 2 | 1.44 | 32 | 46.08 | 34.25 | 1.121.00 |
| 60x60 | 4 | 1.44 | 30 | 43.20 | 30.00 | 920.00 |
| 60,5x60,5 (20 mm) | 2 | 0.73 | 30 | 21.90 | 34.00 | 1.040.00 |
| 30x60 | 6 | 1.08 | 48 | 51.84 | 23.60 | 1.152.80 |
| 8x44,2 | 24 | 0.85 | 64 | 54.40 | 17.30 | 1.127.20 |
| 30x30(7) | 11 | 1.00 | 42 | 42.00 | 23.10 | 990.20 |

VINTAGE




Formatos / Sizes / Formats

45x45 9.5 mm
17,71"x17,71"




● Vintage M49 Perla 015.302.0037.09165 45x45



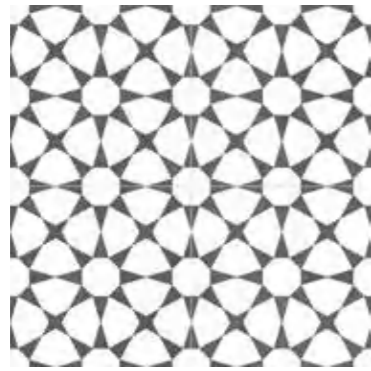
● Vintage M49 Blu 015.302.0158.09165 45x45



● Vintage M49 Grigio 015.302.0213.09165 45x45



● Vintage M49 Siena 015.302.0053.09165 45x45




● Vintage M49 Black 015.302.0157.09165 45x45



● Vintage M49 Saggio 015.302.0942.09165 45x45




Rvto. / Wall / Rvfm.: **Eleganza Grigio 60x120**
Pvto. / Floor / Sol: **Vintage Sagio 45x45 - Eleganza Grigio 60x60**



Empaquetado / Packaging / Emballage

| Formato | pz/cj | m ² /cj | cj/pl | m ² /pl | kg/cj | kg/pl |
|---------|-------|--------------------|-------|--------------------|-------|----------|
| 45x45 | 6 | 1.22 | 52 | 63.4 | 25.80 | 1,361.60 |



MÁRMOLLES

MARBLE
MARBRES

ALBANO

GRES PORCELÁNICO ESMALTADO PULIDO RECTIFICADO · POLISHED GLAZED RECTIFIED PORCELAIN TILES · GRÈS CÉRAME ÉMAILLÉ POLI RECTIFIÉE

LEVI GLASS

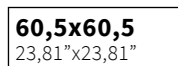
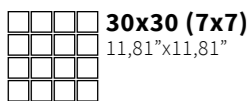
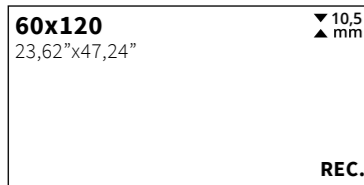
GRES PORCELÁNICO ESMALTADO RECTIFICADO · RECTIFIED GLAZED PORCELAIN TILES · GRÈS CÉRAME ÉMAILLÉ RECTIFIÉE

COMPACGLASS




20MM

Formatos / Sizes / Formats



PEI 4

| | | | | | | |
|----------|--------|-------------------|-------|------|--------------------|------|
| ● Albano | Blanco | 60x120 | Rec. | M112 | 004.869.0012.01457 | LEV |
| ● Albano | Blanco | 120x120 | Rec. | M166 | 004.120.0012.01457 | LEV |
| ● Albano | Blanco | 90x90 | Rec. | M104 | 004.804.0012.01457 | LEV |
| ● Albano | Blanco | 30x30(7) | Malla | M201 | 038.590.0012.01457 | LEV |
| ● Albano | Blanco | 60x120 (20 mm) | Rec. | M165 | 017.390.0012.01457 | MATT |
| ● Albano | Blanco | 60,5x60,5 (20 mm) | Rec. | M128 | 017.701.0012.01457 | MATT |



Rvto. / Wall / Rvrm.: Albano Blanco 60x120 - Malla Essen Zircon 30x30 (7x7)
Pvto. / Floor / Sol: Essen Zircon 60x60



Pvto. / Floor / Sol: Albano Blanco 60,5x60,5 (20 mm)

Piezas especiales / Special pieces / Pièces especiales

Consultar en página / Consult on page / Consulter en page: 344

| | | | |
|------------------|-----------------|-------------------------------|-----------------|
| *PELDAÑO GRADONE | *ÁNGULO GRADONE | RODAPIÉ DECORADO (LEVI GLASS) | *RODAPIÉ C/ROMO |
| | | | |
| | | NO 20mm | NO 20mm |

Empaquetado / Packaging / Emballage

| Formato | pz/cj | m ² /cj | cj/pl | m ² /pl | kg/cj | kg/pl |
|-------------------|-------|--------------------|-------|--------------------|-------|----------|
| 60x120 (20 mm) | 1 | 0.72 | 32 | 23.04 | 34.20 | 1,119.40 |
| 60x120 | 2 | 1.44 | 32 | 46.08 | 34.25 | 1,121.00 |
| 120x120 | 1 | 1.44 | 36 | 51.84 | 36.36 | 1,348.96 |
| 90x90 | 2 | 1.62 | 27 | 43.74 | 40.00 | 1,110.00 |
| 60,5x60,5 (20 mm) | 2 | 0.73 | 30 | 21.90 | 34.00 | 1,040.00 |
| 30x30(7) | 11 | 1.00 | 42 | 42.00 | 23.10 | 990.20 |



ARABESCATO



Formatos / Sizes / Formats

| | |
|--------------------------------|----------------|
| 60x120 23,62"x47,24" | ▼ 10,5 mm ▲ |
| 30x60 11,81"x23,62" | ▼ 9,5 mm ▲ |
| REC. | REC. |

| | |
|---------------------------------|----------------|
| 120x120 47,24"x47,24" | ▼ 10,2 mm ▲ |
| 60x60 23,62"x23,62" | ▼ 9,5 mm ▲ |
| REC. | REC. |

| |
|-------------------------------------|
| 30x30 (7x7) 11,81"x11,81" |
|-------------------------------------|

Malla DROP Rain Arabescato 29x30
11,41"x 11,81"

Malla Drop-Rain Arabescato 29x30

| | | | |
|---------|-----|--------------------|--|
| ● Pearl | P81 | 051.935.0169.11737 | |
| ● Gold | P81 | 051.935.0189.11737 | |



PEI 4

| | | | | | | |
|-------------------|-------|----------|-------|------|--------------------|--|
| ● Arabescato | Pearl | 60x120 | Rec. | M86 | 017.869.0169.05009 | |
| ● Arabescato | Pearl | 30x60 | Rec. | M51 | 017.450.0169.05009 | |
| ● Arabescato | Pearl | 120x120 | Rec. | M139 | 017.120.0169.05009 | |
| ● Arabescato | Pearl | 60x60 | Rec. | M51 | 017.840.0169.05009 | |
| ● Rain Arabescato | Pearl | 60x120 | Rec. | M86 | 017.869.0169.11701 | |
| ● Rain Arabescato | Pearl | 60x120 | Rec. | M104 | 050.869.0169.11701 | |
| ● Rain Arabescato | Pearl | 30x60 | Rec. | M51 | 017.450.0169.11701 | |
| ● Rain Arabescato | Pearl | 30x60 | Rec. | M68 | 050.450.0169.11701 | |
| ● Rain Arabescato | Pearl | 120x120 | Rec. | M139 | 017.120.0169.11701 | |
| ● Rain Arabescato | Pearl | 120x120 | Rec. | M152 | 050.120.0169.11701 | |
| ● Rain Arabescato | Pearl | 60x60 | Rec. | M51 | 017.840.0169.11701 | |
| ● Rain Arabescato | Pearl | 60x60 | Rec. | M68 | 050.840.0169.11701 | |
| ● Rain Arabescato | Pearl | 30x30(7) | Malla | M201 | 051.590.0169.11701 | |



PEI 4

| | | | | | | |
|-------------------|------|----------|-------|------|--------------------|--|
| ● Arabescato | Gold | 60x120 | Rec. | M86 | 017.869.0189.05009 | |
| ● Arabescato | Gold | 30x60 | Rec. | M51 | 017.450.0189.05009 | |
| ● Arabescato | Gold | 120x120 | Rec. | M139 | 017.120.0189.05009 | |
| ● Arabescato | Gold | 60x60 | Rec. | M51 | 017.840.0189.05009 | |
| ● Rain Arabescato | Gold | 60x120 | Rec. | M86 | 017.869.0189.11701 | |
| ● Rain Arabescato | Gold | 60x120 | Rec. | M104 | 050.869.0189.11701 | |
| ● Rain Arabescato | Gold | 30x60 | Rec. | M51 | 017.450.0189.11701 | |
| ● Rain Arabescato | Gold | 30x60 | Rec. | M68 | 050.450.0189.11701 | |
| ● Rain Arabescato | Gold | 120x120 | Rec. | M139 | 017.120.0189.11701 | |
| ● Rain Arabescato | Gold | 120x120 | Rec. | M152 | 050.120.0189.11701 | |
| ● Rain Arabescato | Gold | 60x60 | Rec. | M51 | 017.840.0189.11701 | |
| ● Rain Arabescato | Gold | 60x60 | Rec. | M68 | 050.840.0189.11701 | |
| ● Rain Arabescato | Gold | 30x30(7) | Malla | M201 | 051.590.0189.11701 | |



Rvto. / Wall / Rvtrm.: **Rain Arabescato Pearl 60x120 Luxglass**
Pvto. / Floor / Sol: **Rain Arabescato Pearl 120x120 Luxglass**



Piezas especiales / Special pieces / Pieces especiales

Consultar en página / Consult on page / Consulter en page: 344

| | | | |
|------------------|-----------------|-----------------------------|-----------------|
| *PELDAÑO GRADONE | *ÁNGULO GRADONE | RODAPIÉ DECORADO (LUXGLASS) | *RODAPIÉ C/ROMO |
| | | | |

Empaquetado / Packaging / Emballage

| Formato | pz/cj | m ² /cj | cj/pl | m ² /pl | kg/cj | kg/pl |
|------------|-------|--------------------|-------|--------------------|-------|----------|
| 60x120 | 2 | 1.44 | 32 | 46.08 | 34.25 | 1,121.00 |
| 30x60 | 6 | 1.08 | 48 | 51.84 | 23.60 | 1,152.80 |
| 120x120 | 1 | 1.44 | 36 | 51.84 | 36.36 | 1,348.96 |
| 60x60 | 4 | 1.44 | 30 | 43.20 | 30.00 | 920.00 |
| 30x30(7) | 11 | 1.00 | 42 | 42.00 | 23.10 | 990.20 |
| 29x30 Drop | 6 | - | - | - | 9.96 | - |

AREZZO



Formatos / Sizes / Formats

| | | | | | |
|--------------------------------|-----------|-------------------------------|-----------|-------------------------------|----------|
| 60x120 23,62"x47,24" | ▲ 10,5 mm | 75x75 29,53"x29,53" | ▲ 10,5 mm | 60x60 23,62"x23,62" | ▲ 9,5 mm |
| 30x60 11,81"x23,62" | ▲ 9,5 mm | | | | |
| REC. | | REC. | | REC. | |

| |
|-------------------------------------|
| 30x30 (7x7) 11,81"x11,81" |
|-------------------------------------|



PEI 4

| | | | | | | |
|----------|---------|----------|-------|------|--------------------|------|
| ● Arezzo | Marengo | 60x120 | Rec. | M112 | 004.869.0028.02140 | LEV |
| ● Arezzo | Marengo | 60x120 | Rec. | M99 | 017.869.0028.02140 | MATT |
| ● Arezzo | Marengo | 30x60 | Rec. | M77 | 004.450.0028.02140 | LEV |
| ● Arezzo | Marengo | 75x75 | Rec. | M90 | 004.875.0028.02140 | LEV |
| ● Arezzo | Marengo | 60x60 | Rec. | M77 | 004.840.0028.02140 | LEV |
| ● Arezzo | Marengo | 60x60 | Rec. | M60 | 017.840.0028.02140 | MATT |
| ● Arezzo | Marengo | 30x30(7) | Malla | M201 | 038.590.0028.02140 | LEV |
| ● Arezzo | Marengo | 30x30(7) | Malla | M201 | 025.590.0028.02140 | MATT |



Pvto. / Floor / Sol: Arezzo Marengo 60x120 Leviglass



PEI 4

| | | | | | | |
|----------|-------|----------|-------|------|--------------------|------|
| ● Arezzo | Perla | 60x120 | Rec. | M112 | 004.869.0037.02140 | LEV |
| ● Arezzo | Perla | 60x120 | Rec. | M99 | 017.869.0037.02140 | MATT |
| ● Arezzo | Perla | 30x60 | Rec. | M77 | 004.450.0037.02140 | LEV |
| ● Arezzo | Perla | 75x75 | Rec. | M90 | 004.875.0037.02140 | LEV |
| ● Arezzo | Perla | 60x60 | Rec. | M77 | 004.840.0037.02140 | LEV |
| ● Arezzo | Perla | 60x60 | Rec. | M60 | 017.840.0037.02140 | MATT |
| ● Arezzo | Perla | 30x30(7) | Malla | M201 | 038.590.0037.02140 | LEV |
| ● Arezzo | Perla | 30x30(7) | Malla | M201 | 025.590.0037.02140 | MATT |



PEI 4

| | | | | | | |
|----------|-------|----------|-------|------|--------------------|------|
| ● Arezzo | Crema | 60x120 | Rec. | M112 | 004.869.0096.02140 | LEV |
| ● Arezzo | Crema | 60x120 | Rec. | M99 | 017.869.0096.02140 | MATT |
| ● Arezzo | Crema | 30x60 | Rec. | M77 | 004.450.0096.02140 | LEV |
| ● Arezzo | Crema | 75x75 | Rec. | M90 | 004.875.0096.02140 | LEV |
| ● Arezzo | Crema | 60x60 | Rec. | M77 | 004.840.0096.02140 | LEV |
| ● Arezzo | Crema | 60x60 | Rec. | M60 | 017.840.0096.02140 | MATT |
| ● Arezzo | Crema | 30x30(7) | Malla | M201 | 038.590.0096.02140 | LEV |
| ● Arezzo | Crema | 30x30(7) | Malla | M201 | 025.590.0096.02140 | MATT |



PEI 4

| | | | | | | |
|----------|---------|----------|-------|------|--------------------|------|
| ● Arezzo | Tortora | 60x120 | Rec. | M112 | 004.869.0297.02140 | LEV |
| ● Arezzo | Tortora | 60x120 | Rec. | M99 | 017.869.0297.02140 | MATT |
| ● Arezzo | Tortora | 30x60 | Rec. | M77 | 004.450.0297.02140 | LEV |
| ● Arezzo | Tortora | 75x75 | Rec. | M90 | 004.875.0297.02140 | LEV |
| ● Arezzo | Tortora | 60x60 | Rec. | M77 | 004.840.0297.02140 | LEV |
| ● Arezzo | Tortora | 60x60 | Rec. | M60 | 017.840.0297.02140 | MATT |
| ● Arezzo | Tortora | 30x30(7) | Malla | M201 | 038.590.0297.02140 | LEV |
| ● Arezzo | Tortora | 30x30(7) | Malla | M201 | 025.590.0297.02140 | MATT |

GRES PORCELÁNICO ESMALTADO PULIDO RECTIFICADO · POLISHED GLAZED RECTIFIED PORCELAIN TILES · GRÈS CÉRAMÉ ÉMAILLÉ POLI RECTIFIÉE

LEVIGLASS

GRES PORCELÁNICO ESMALTADO RECTIFICADO · RECTIFIED GLAZED PORCELAIN TILES · GRÈS CÉRAMÉ ÉMAILLÉ RECTIFIÉE

COMPACGLASS



Rvto. / Wall / Rvtm.: Arezzo Crema 30x60 Leviglass - Arezzo Tortora 30x60 Leviglass - Malla Arezzo Tortora 30x30(7) Leviglass
Pvto. / Floor / Sol: Arezzo Tortora 60x60 Leviglass

Piezas especiales / Special pieces / Pièces especiales

Consultar en página / Consult on page / Consulter en page: 344



| | | | |
|------------------|-----------------|------------------------------|-----------------|
| *PELDAÑO GRADONE | *ÁNGULO GRADONE | RODAPIÉ DECORADO (LEVIGLASS) | *RODAPIÉ C/ROMO |
| | | | |

Empaquetado / Packaging / Emballage

| Formato | pz/cj | m ² /cj | cj/pl | m ² /pl | kg/cj | kg/pl |
|----------|-------|--------------------|-------|--------------------|-------|----------|
| 60x120 | 2 | 1.44 | 32 | 46.08 | 34.25 | 1.121.00 |
| 30x60 | 6 | 1.08 | 48 | 51.84 | 23.60 | 1.152.80 |
| 75x75 | 3 | 1.69 | 30 | 50.70 | 41.20 | 1.256.00 |
| 60x60 | 4 | 1.44 | 30 | 43.20 | 30.00 | 920.00 |
| 30x30(7) | 11 | 1.00 | 42 | 42.00 | 23.10 | 990.20 |

ASCOLANO



Formatos / Sizes / Formats

| | | |
|-------------------------------------|----------------------|-------------|
| 120x120 47,24"x47,24" | ▼10,2 ▲10,2 mm | REC. |
| 90x90 35,43"x35,43" | ▼10,5 ▲10,5 mm | |
| 75x75 29,53"x29,53" | ▼10,5 ▲10,5 mm | |
| 60x120 23,62"x47,24" | | REC. |
| 30x30 (7x7) 11,81"x11,81" | | |




PEI 4

| | | | | | | |
|----------|--------|----------|-------|------|--------------------|---|
| Ascolano | Marfil | 60x120 | Rec. | M112 | 004.869.0033.00744 | Ⓢ |
| Ascolano | Marfil | 120x120 | Rec. | M166 | 004.120.0033.00744 | Ⓢ |
| Ascolano | Marfil | 90x90 | Rec. | M104 | 004.804.0033.00744 | Ⓢ |
| Ascolano | Marfil | 75x75 | Rec. | M90 | 004.875.0033.00744 | Ⓢ |
| Ascolano | Marfil | 30x30(7) | Malla | M201 | 038.590.0033.00744 | Ⓢ |




PEI 4

| | | | | | | |
|----------|-------|----------|-------|------|--------------------|---|
| Ascolano | Beige | 60x120 | Rec. | M112 | 004.869.0007.00744 | Ⓢ |
| Ascolano | Beige | 120x120 | Rec. | M166 | 004.120.0007.00744 | Ⓢ |
| Ascolano | Beige | 90x90 | Rec. | M104 | 004.804.0007.00744 | Ⓢ |
| Ascolano | Beige | 75x75 | Rec. | M90 | 004.875.0007.00744 | Ⓢ |
| Ascolano | Beige | 30x30(7) | Malla | M201 | 038.590.0007.00744 | Ⓢ |



PEI 3

| | | | | | | |
|----------|------|----------|-------|------|--------------------|---|
| Ascolano | Gris | 60x120 | Rec. | M112 | 004.869.0002.00744 | Ⓢ |
| Ascolano | Gris | 120x120 | Rec. | M166 | 004.120.0002.00744 | Ⓢ |
| Ascolano | Gris | 90x90 | Rec. | M104 | 004.804.0002.00744 | Ⓢ |
| Ascolano | Gris | 75x75 | Rec. | M90 | 004.875.0002.00744 | Ⓢ |
| Ascolano | Gris | 30x30(7) | Malla | M201 | 038.590.0002.00744 | Ⓢ |



PEI 4

| | | | | | | |
|----------|-------|----------|-------|------|--------------------|---|
| Ascolano | Perla | 60x120 | Rec. | M112 | 004.869.0037.00744 | Ⓢ |
| Ascolano | Perla | 120x120 | Rec. | M166 | 004.120.0037.00744 | Ⓢ |
| Ascolano | Perla | 90x90 | Rec. | M104 | 004.804.0037.00744 | Ⓢ |
| Ascolano | Perla | 75x75 | Rec. | M90 | 004.875.0037.00744 | Ⓢ |
| Ascolano | Perla | 30x30(7) | Malla | M201 | 038.590.0037.00744 | Ⓢ |



Piezas especiales / Special pieces / Pièces especiales

Consultar en página / Consult on page / Consulter en page: 344



| *PELDAÑO GRADONE | *ÁNGULO GRADONE | RODAPIÉ DECORADO (LEVI GLASS) | *RODAPIÉ C/ROMO |
|------------------|-----------------|-------------------------------|-----------------|
| | | | |

Empaquetado / Packaging / Emballage

| Formato | pz/cj | m ² /cj | cj/pl | m ² /pl | kg/cj | kg/pl |
|----------|-------|--------------------|-------|--------------------|-------|----------|
| 60x120 | 2 | 1.44 | 32 | 46.08 | 34.25 | 1.121.00 |
| 120x120 | 1 | 1.44 | 36 | 51.84 | 36.36 | 1.348.96 |
| 90x90 | 2 | 1.62 | 27 | 43.74 | 40.00 | 1.110.00 |
| 75x75 | 3 | 1.69 | 30 | 50.70 | 41.20 | 1.256.00 |
| 30x30(7) | 11 | 1.00 | 42 | 42.00 | 23.10 | 990.20 |

BELVEDERE




Formatos / Sizes / Formats

| | |
|--------------------------------|----------------|
| 75x150 29,52"x59,05" | ▼ 10,5 mm ▲ |
| REC. | |

| | |
|--------------------------------|----------------|
| 60x120 23,62"x47,24" | ▼ 10,5 mm ▲ |
| 30x60 11,81"x23,62" | ▼ 9,5 mm ▲ |
| REC. | REC. |

| | |
|-------------------------------|---------------|
| 60x60 23,62"x23,62" | ▼ 9,5 mm ▲ |
| REC. | |

| | |
|-------------------------------------|--|
| 30x30 (7x7) 11,81"x11,81" | |
|-------------------------------------|--|



PEI 4

| | |
|--|---|
| ● Belvedere White 75x150 Rec. M130 004.350.0108.05758 | Ⓢ |
| ● Belvedere White 75x150 Rec. M117 017.350.0108.05758 | Ⓢ |
| ● Belvedere White 60x120 Rec. M112 004.869.0108.05758 | Ⓢ |
| ● Belvedere White 60x120 Rec. M99 017.869.0108.05758 | Ⓢ |
| ● Belvedere White 30x60 Rec. M77 004.450.0108.05758 | Ⓢ |
| ● Belvedere White 30x60 Rec. M60 017.450.0108.05758 | Ⓢ |
| ● Belvedere White 60x60 Rec. M77 004.840.0108.05758 | Ⓢ |
| ● Belvedere White 60x60 Rec. M60 017.840.0108.05758 | Ⓢ |
| ● Belvedere White 30x30(7) Malla M201 038.590.0108.05758 | Ⓢ |
| ● Belvedere White 30x30(7) Malla M201 025.590.0108.05758 | Ⓢ |




PEI 4

| | |
|--|---|
| ● Belvedere Perla 75x150 Rec. M130 004.350.0037.05758 | Ⓢ |
| ● Belvedere Perla 75x150 Rec. M117 017.350.0037.05758 | Ⓢ |
| ● Belvedere Perla 60x120 Rec. M112 004.869.0037.05758 | Ⓢ |
| ● Belvedere Perla 60x120 Rec. M99 017.869.0037.05758 | Ⓢ |
| ● Belvedere Perla 30x60 Rec. M77 004.450.0037.05758 | Ⓢ |
| ● Belvedere Perla 30x60 Rec. M60 017.450.0037.05758 | Ⓢ |
| ● Belvedere Perla 60x60 Rec. M77 004.840.0037.05758 | Ⓢ |
| ● Belvedere Perla 60x60 Rec. M60 017.840.0037.05758 | Ⓢ |
| ● Belvedere Perla 30x30(7) Malla M201 038.590.0037.05758 | Ⓢ |
| ● Belvedere Perla 30x30(7) Malla M201 025.590.0037.05758 | Ⓢ |



PEI 4

| | |
|--|---|
| ● Belvedere Ivory 75x150 Rec. M130 004.350.0164.05758 | Ⓢ |
| ● Belvedere Ivory 75x150 Rec. M117 017.350.0164.05758 | Ⓢ |
| ● Belvedere Ivory 60x120 Rec. M112 004.869.0164.05758 | Ⓢ |
| ● Belvedere Ivory 60x120 Rec. M99 017.869.0164.05758 | Ⓢ |
| ● Belvedere Ivory 30x60 Rec. M77 004.450.0164.05758 | Ⓢ |
| ● Belvedere Ivory 30x60 Rec. M60 017.450.0164.05758 | Ⓢ |
| ● Belvedere Ivory 60x60 Rec. M77 004.840.0164.05758 | Ⓢ |
| ● Belvedere Ivory 60x60 Rec. M60 017.840.0164.05758 | Ⓢ |
| ● Belvedere Ivory 30x30(7) Malla M201 038.590.0164.05758 | Ⓢ |
| ● Belvedere Ivory 30x30(7) Malla M201 025.590.0164.05758 | Ⓢ |



PEI 3

| | |
|--|---|
| ● Belvedere Marengo 75x150 Rec. M130 004.350.0028.05758 | Ⓢ |
| ● Belvedere Marengo 75x150 Rec. M117 017.350.0028.05758 | Ⓢ |
| ● Belvedere Marengo 60x120 Rec. M112 004.869.0028.05758 | Ⓢ |
| ● Belvedere Marengo 60x120 Rec. M99 017.869.0028.05758 | Ⓢ |
| ● Belvedere Marengo 30x60 Rec. M77 004.450.0028.05758 | Ⓢ |
| ● Belvedere Marengo 30x60 Rec. M60 017.450.0028.05758 | Ⓢ |
| ● Belvedere Marengo 60x60 Rec. M77 004.840.0028.05758 | Ⓢ |
| ● Belvedere Marengo 60x60 Rec. M60 017.840.0028.05758 | Ⓢ |
| ● Belvedere Marengo 30x30(7) Malla M201 038.590.0028.05758 | Ⓢ |
| ● Belvedere Marengo 30x30(7) Malla M201 025.590.0028.05758 | Ⓢ |



Rvto. / Wall / Rvrm.: **Belvedere White 60x120 Leviglass - Belvedere Marengo 60x120 Leviglass - Rovere Honey 25x150**
Pvto. / Floor / Sol: **Belvedere White 60x120 Leviglass**

Piezas especiales / Special pieces / Pièces especiales

Consultar en página / Consult on page / Consulter en page: 344



| | | | |
|------------------|-----------------|------------------------------|-----------------|
| *PELDAÑO GRADONE | *ÁNGULO GRADONE | RODAPIÉ DECORADO (LEVIGLASS) | *RODAPIÉ C/ROMO |
| | | | |

Empaquetado / Packaging / Emballage

| Formato | pz/cj | m ² /cj | cj/pl | m ² /pl | kg/cj | kg/pl |
|----------|-------|--------------------|-------|--------------------|-------|----------|
| 75x150 | 1 | 1.13 | 40 | 45.20 | 28.00 | 1.184.00 |
| 60x120 | 2 | 1.44 | 32 | 46.08 | 34.25 | 1.121.00 |
| 30x60 | 6 | 1.08 | 48 | 51.84 | 23.60 | 1.152.80 |
| 60x60 | 4 | 1.44 | 30 | 43.20 | 30.00 | 920.00 |
| 30x30(7) | 11 | 1.00 | 42 | 42.00 | 23.10 | 990.20 |

CALACATA GOLD

GRES PORCELÁNICO ESMALTADO PULIDO RECTIFICADO · POLISHED GLAZED RECTIFIED PORCELAIN TILES · GRÈS CÉRAME ÉMAILLÉ POLI RECTIFIÉE

LEVI GLASS

GRES PORCELÁNICO ESMALTADO RECTIFICADO · RECTIFIED GLAZED PORCELAIN TILES · GRÈS CÉRAME ÉMAILLÉ RECTIFIÉE

COMPACGLASS




Formatos / Sizes / Formats

| | |
|--------------------------------|----------------|
| 60x120 23,62"x47,24" | ▼ 10,5 ▲ mm |
| 30x60 11,81"x23,62" | ▼ 9,5 ▲ mm |
| REC. | REC. |

| | |
|---------------------------------|----------------|
| 120x120 47,24"x47,24" | ▼ 10,2 ▲ mm |
| 60x60 23,62"x23,62" | ▼ 9,5 ▲ mm |
| REC. | REC. |

| |
|-------------------------------------|
| 30x30 (7x7) 11,81"x11,81" |
|-------------------------------------|

Disponible en / Available in / Disponible:
Calacata Gold 30x90 Rev. Pasta Blanca / White
body wall tiles / Revêtement pâte blanche - Pág.
/ Page / Page 178



| | | | | | | PEI 4 |
|-----------------|----------|-------|------|--------------------|--|-------|
| ● Calacata Gold | 60x120 | Rec. | M112 | 004.869.0001.11841 | | Ⓜ |
| ● Calacata Gold | 60x120 | Rec. | M99 | 017.869.0001.11484 | | Ⓜ |
| ● Calacata Gold | 30x60 | Rec. | M77 | 004.450.0001.11841 | | Ⓜ |
| ● Calacata Gold | 30x60 | Rec. | M60 | 017.450.0001.11484 | | Ⓜ |
| ● Calacata Gold | 120x120 | Rec. | M166 | 004.120.0001.11841 | | Ⓜ |
| ● Calacata Gold | 120x120 | Rec. | M139 | 017.120.0001.11484 | | Ⓜ |
| ● Calacata Gold | 60x60 | Rec. | M77 | 004.840.0001.11841 | | Ⓜ |
| ● Calacata Gold | 60x60 | Rec. | M60 | 017.840.0001.11484 | | Ⓜ |
| ● Calacata Gold | 30x30(7) | Malla | M201 | 038.590.0001.11841 | | Ⓜ |
| ● Calacata Gold | 30x30(7) | Malla | M201 | 025.590.0001.11841 | | Ⓜ |



Rvto. / Wall / Rvrm.: Calacata Gold 60x120 Leviglass
Pvto. / Floor / Sol: Calacata Gold 60x120 Leviglass



Pvto. / Floor / Sol: Calacata Gold 60x120 Compacglass

Piezas especiales / Special pieces / Pièces especiales

Consultar en página / Consult on page / Consulter en page: 344

| *PELDAÑO GRADONE | *ÁNGULO GRADONE | RODAPIÉ DECORADO (LEVI GLASS) | *RODAPIÉ C/ROMO |
|------------------|-----------------|-------------------------------|-----------------|
| | | | |

Empaquetado / Packaging / Emballage

| Formato | pz/cj | m²/cj | cj/pl | m²/pl | kg/cj | kg/pl |
|----------|-------|-------|-------|-------|-------|----------|
| 60x120 | 2 | 1.44 | 32 | 46.08 | 34.25 | 1.121.00 |
| 30x60 | 6 | 1.08 | 48 | 51.84 | 23.60 | 1.152.80 |
| 120x120 | 1 | 1.44 | 36 | 51.84 | 36.36 | 1.348.96 |
| 60x60 | 4 | 1.44 | 30 | 43.20 | 30.00 | 920.00 |
| 30x30(7) | 11 | 1.00 | 42 | 42.00 | 23.10 | 990.20 |



CALACATA WHITE

GRES PORCELÁNICO ESMALTADO PULIDO RECTIFICADO · POLISHED GLAZED RECTIFIED PORCELAIN TILES · GRÈS CÉRAME ÉMAILLÉ POLI RECTIFIÉE

LEVI GLASS

GRES PORCELÁNICO ESMALTADO RECTIFICADO · RECTIFIED GLAZED PORCELAIN TILES · GRÈS CÉRAME ÉMAILLÉ RECTIFIÉE

COMPACGLASS



Formatos / Sizes / Formats

| | |
|--------------------------------|----------------|
| 60x120 23,62"x47,24" | ▼ 10,5 ▲ mm |
| 30x60 11,81"x23,62" | ▼ 9,5 ▲ mm |
| REC. | REC. |



| | |
|---------------------------------|----------------|
| 120x120 47,24"x47,24" | ▼ 10,2 ▲ mm |
| 60x60 23,62"x23,62" | ▼ 9,5 ▲ mm |
| REC. | REC. |

| | | | | | | PEI 4 |
|------------------|----------|-------|------|--------------------|--|-------|
| ● Calacata White | 60x120 | Rec. | M112 | 004.869.0001.12261 | | Ⓜ |
| ● Calacata White | 60x120 | Rec. | M99 | 017.869.0001.12261 | | Ⓜ |
| ● Calacata White | 30x60 | Rec. | M77 | 004.450.0001.12261 | | Ⓜ |
| ● Calacata White | 30x60 | Rec. | M60 | 017.450.0001.12261 | | Ⓜ |
| ● Calacata White | 120x120 | Rec. | M166 | 004.120.0001.12261 | | Ⓜ |
| ● Calacata White | 120x120 | Rec. | M139 | 017.120.0001.12261 | | Ⓜ |
| ● Calacata White | 60x60 | Rec. | M77 | 004.840.0001.12261 | | Ⓜ |
| ● Calacata White | 60x60 | Rec. | M60 | 017.840.0001.12261 | | Ⓜ |
| ● Calacata White | 30x30(7) | Malla | M201 | 038.590.0001.12261 | | Ⓜ |
| ● Calacata White | 30x30(7) | Malla | M201 | 025.590.0001.12261 | | Ⓜ |

| |
|-------------------------------------|
| 30x30 (7x7) 11,81"x11,81" |
|-------------------------------------|

Disponible en / Available in / Disponible:
Calacata White 30x90 Rev. Pasta Blanca / White
body wall tiles / Revêtement pâte blanche - Pág.
/ Page / Page 180



Pvto. / Floor / Sol: Calacata White 60x120 Compacglass

Rvto. / Wall / Rvrm.: Oldmanor Tabaco 30x180
Pvto. / Floor / Sol: Calacata White 60x120 Leviglass

Piezas especiales / Special pieces / Pièces especiales

Consultar en página / Consult on page / Consulter en page: 344

| *PELDAÑO GRADONE | *ÁNGULO GRADONE | RODAPIÉ DECORADO (LEVI GLASS) | *RODAPIÉ C/ROMO |
|------------------|-----------------|-------------------------------|-----------------|
| | | | |

Empaquetado / Packaging / Emballage

| Formato | pz/cj | m ² /cj | cj/pl | m ² /pl | kg/cj | kg/pl |
|----------|-------|--------------------|-------|--------------------|-------|----------|
| 60x120 | 2 | 1.44 | 32 | 46.08 | 34.25 | 1.121.00 |
| 30x60 | 6 | 1.08 | 48 | 51.84 | 23.60 | 1.152.80 |
| 120x120 | 1 | 1.44 | 36 | 51.84 | 36.36 | 1.348.96 |
| 60x60 | 4 | 1.44 | 30 | 43.20 | 30.00 | 920.00 |
| 30x30(7) | 11 | 1.00 | 42 | 42.00 | 23.10 | 990.20 |



CRYSTAL WHITE



Formatos / Sizes / Formats

60x120
23,62"x47,24"

▼ 10,5 mm
▲ mm

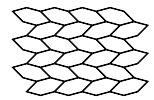
REC.

120x120
47,24"x47,24"

▼ 10,2 mm
▲ mm

REC.


30x30 (7x7)
11,81"x11,81"



Malla Coimbra Crystal White
29x38
11,41"x14,96"



| Crystal White | | | | | | PEI 4 |
|----------------------|----------|-------|------|--------------------|--|-------|
| ● Crystal White | 60x120 | Rec. | M112 | 004.869.0001.11484 | | PEI 4 |
| ● Crystal White | 60x120 | Rec. | M99 | 017.869.0001.11484 | | PEI 4 |
| ● Crystal White | 120x120 | Rec. | M166 | 004.120.0001.11484 | | PEI 4 |
| ● Crystal White | 120x120 | Rec. | M139 | 017.120.0001.11484 | | PEI 4 |
| ● Crystal White | 30x30(7) | Malla | M201 | 038.590.0001.11484 | | PEI 4 |
| ● Crystal White | 30x30(7) | Malla | M201 | 025.590.0001.11484 | | PEI 4 |
| ● Rain Crystal White | 60x120 | Rec. | M86 | 017.869.0108.12201 | | PEI 4 |
| ● Rain Crystal White | 60x120 | Rec. | M104 | 050.869.0108.12201 | | PEI 4 |
| ● Rain Crystal White | 120x120 | Rec. | M139 | 017.120.0108.12201 | | PEI 4 |
| ● Rain Crystal White | 120x120 | Rec. | M152 | 050.120.0108.12201 | | PEI 4 |



Malla Coimbra Crystal White
● 29x38 P38 038.936.0001.11484



Rvto. / Wall / Rvrm.: **Rain Crystal White 60x120 Luxglass**
Pvto. / Floor / Sol: **Rain Crystal White 60x120 Luxglass**



Rvto. / Wall / Rvrm.: **Crystal White 60x120 Leviglass**
Pvto. / Floor / Sol: **Crystal White 60x120 Leviglass**

GRES PORCELÁNICO ESMALTADO PULIDO RECTIFICADO · POLISHED GLAZED RECTIFIED PORCELAIN TILES · GRÈS CÉRAME ÉMAILLÉ POLI RECTIFIÉE

GRES PORCELÁNICO ESMALTADO RECTIFICADO · RECTIFIED GLAZED PORCELAIN TILES · GRÈS CÉRAME ÉMAILLÉ RECTIFIÉE

GRES PORCELÁNICO ESMALTADO RECTIFICADO · RECTIFIED GLAZED PORCELAIN TILES · GRÈS CÉRAME ÉMAILLÉ RECTIFIÉE

LEVIGLASS

COMPACGLASS

LUXGLASS

Piezas especiales / Special pieces / Pièces especiales

Consultar en página / Consult on page / Consulter en page: 344

| *PELDAÑO GRADONE | *ÁNGULO GRADONE | RODAPIÉ DECORADO (LEVIGLASS/LUXGLASS) | *RODAPIÉ C/ROMO |
|------------------|-----------------|---------------------------------------|-----------------|
| | | | |

Empaquetado / Packaging / Emballage

| Formato | pz/cj | m ² /cj | cj/pl | m ² /pl | kg/cj | kg/pl |
|-------------|-------|--------------------|-------|--------------------|-------|----------|
| 60x120 | 2 | 1.44 | 32 | 46.08 | 34.25 | 1.121.00 |
| 120x120 | 1 | 1.44 | 36 | 51.84 | 36.36 | 1.348.96 |
| 30x30(7) | 11 | 1.00 | 42 | 42.00 | 23.10 | 990.20 |
| 29x38 Malla | 9 | - | - | - | 20.70 | - |



DOLOMITE



Formatos / Sizes / Formats

| | |
|--------------------------------|----------------|
| 60x120 23,62"x47,24" | ▼ 10,5 ▲ mm |
| 30x60 11,81"x23,62" | ▼ 9,5 ▲ mm |
| REC. | REC. |

| | |
|---------------------------------|----------------|
| 120x120 47,24"x47,24" | ▼ 10,2 ▲ mm |
|---------------------------------|----------------|

| | |
|-------------------------------|---------------|
| 60x60 23,62"x23,62" | ▼ 9,5 ▲ mm |
| REC. | REC. |

| |
|-------------------------------------|
| 30x30 (7x7) 11,81"x11,81" |
|-------------------------------------|



Malla Coimbra Dolomite 29x38
11,41"x14,96"



PEI 4

| | | | | | |
|-------------------|----------|-------|------|--------------------|---|
| ● Dolomite Bianco | 60x120 | Rec. | M112 | 004.869.0150.11380 | Ⓜ |
| ● Dolomite Bianco | 30x60 | Rec. | M77 | 004.450.0150.11380 | Ⓜ |
| ● Dolomite Bianco | 120x120 | Rec. | M166 | 004.120.0150.11380 | Ⓜ |
| ● Dolomite Bianco | 60x60 | Rec. | M77 | 004.840.0150.11380 | Ⓜ |
| ● Dolomite Bianco | 30x30(7) | Malla | M201 | 038.590.0150.11380 | Ⓜ |



PEI 4

| | | | | | |
|------------------|----------|-------|------|--------------------|---|
| ● Dolomite Crema | 60x120 | Rec. | M112 | 004.869.0096.11380 | Ⓜ |
| ● Dolomite Crema | 30x60 | Rec. | M77 | 004.450.0096.11380 | Ⓜ |
| ● Dolomite Crema | 120x120 | Rec. | M166 | 004.120.0096.11380 | Ⓜ |
| ● Dolomite Crema | 60x60 | Rec. | M77 | 004.840.0096.11380 | Ⓜ |
| ● Dolomite Crema | 30x30(7) | Malla | M201 | 038.590.0096.11380 | Ⓜ |



Malla Coimbra Dolomite Bianco
● 29x38 P38 038.936.0150.11380 Ⓜ



Malla Coimbra Dolomite Crema
● 29x38 P38 038.936.0096.11380 Ⓜ



Rvto. / Wall / Rvtr.: **Dolomite Crema 60x120**
Pvto. / Floor / Sol: **Dolomite Crema 120x120**

Piezas especiales / Special pieces / Pièces especiales

Consultar en página / Consult on page / Consulter en page: 344

| | | |
|------------------|-----------------|-------------------------------|
| *PELDAÑO GRADONE | *ÁNGULO GRADONE | RODAPIÉ DECORADO (LEVI GLASS) |
| | | |

Empaquetado / Packaging / Emballage

| Formato | pz/cj | m ² /cj | cj/pl | m ² /pl | kg/cj | kg/pl |
|----------|-------|--------------------|-------|--------------------|-------|----------|
| 60x120 | 2 | 1.44 | 32 | 46.08 | 34.25 | 1.121.00 |
| 30x60 | 6 | 1.08 | 48 | 51.84 | 23.60 | 1.152.80 |
| 120x120 | 1 | 1.44 | 36 | 51.84 | 36.36 | 1.348.96 |
| 60x60 | 4 | 1.44 | 30 | 43.20 | 30.00 | 920.00 |
| 30x30(7) | 11 | 1.00 | 42 | 42.00 | 23.10 | 990.20 |





Formatos / Sizes / Formats

60x120
23,62"x47,24"


▼ 10,5 mm
▲

REC.

30x30 (7x7)
11,81"x11,81"



| | | | | | | |
|---------|-------|----------|--------|------|--------------------|-------|
| ● Fenix | Perla | 60x120 | Rec. | M112 | 004.869.0037.00909 | PEI 4 |
| ● Fenix | Perla | 30x30(7) | Malla. | M201 | 038.590.0037.00909 | |



| | | | | | | |
|---------|------|----------|--------|------|--------------------|-------|
| ● Fenix | Gris | 60x120 | Rec. | M112 | 004.869.0002.00909 | PEI 4 |
| ● Fenix | Gris | 30x30(7) | Malla. | M201 | 038.590.0002.00909 | |



| | | | | | | |
|---------|--------|----------|--------|------|--------------------|-------|
| ● Fenix | Marfil | 60x120 | Rec. | M112 | 004.869.0033.00909 | PEI 4 |
| ● Fenix | Marfil | 30x30(7) | Malla. | M201 | 038.590.0033.00909 | |



| | | | | | | |
|---------|-------|----------|--------|------|--------------------|-------|
| ● Fenix | Crema | 60x120 | Rec. | M112 | 004.869.0096.00909 | PEI 4 |
| ● Fenix | Crema | 30x30(7) | Malla. | M201 | 038.590.0096.00909 | |



Rvto. / Wall / Rvtm.: **Fenix Gris 60x120**
Pvto. / Floor / Sol: **Fenix Gris 60x120**

Piezas especiales / Special pieces / Pièces especiales

Consultar en página / Consult on page / Consulter en page: 344

| | | |
|------------------|-----------------|-------------------------------|
| *PELDAÑO GRADONE | *ÁNGULO GRADONE | RODAPIÉ DECORADO (LEVI GLASS) |
| | | |

Empaquetado / Packaging / Emballage



| Formato | pz/cj | m ² /cj | cj/pl | m ² /pl | kg/cj | kg/pl |
|----------|-------|--------------------|-------|--------------------|-------|----------|
| 60x120 | 2 | 1.44 | 32 | 46.08 | 34.25 | 1,121.00 |
| 30x30(7) | 11 | 1.00 | 42 | 42.00 | 23.10 | 990.20 |



FORVM



Formatos / Sizes / Formats



PEI 4
● Forvm Natural 60x60 Rec. M60 017.840.0102.00138



PEI 3
● Forvm Brown 60x60 Rec. M60 017.840.0109.00138



Rvto. / Wall / Rvrm.: Forvm Natural 30x90 - Rlv. Forvm Brown 30x90
Pvto. / Floor / Sol: Forvm Brown 60x60



Rvto. / Wall / Rvrm.: Dec. Campania 30x90 - Forvm Natural 30x90 - Nera Nogal 25x150
Pvto. / Floor / Sol: Forvm Natural 60x60



Disponible en / Available in / Disponible:
Forvm 30x90 Rev. Pasta Blanca / White body wall tiles / Revêtement pâte blanche - Pág. / Page / Page 208

Piezas especiales / Special pieces / Pièces especiales

Consultar en página / Consult on page / Consulter en page: 344

| *PELDAÑO GRADONE | *ÁNGULO GRADONE | *RODAPIÉ C/ROMO |
|------------------|-----------------|-----------------|
| | | |

Empaquetado / Packaging / Emballage

| Formato | pz/cj | m ² /cj | cj/pl | m ² /pl | kg/cj | kg/pl |
|---------|-------|--------------------|-------|--------------------|-------|--------|
| 60x60 | 4 | 1.44 | 30 | 43.20 | 30.00 | 920.00 |

GARDA



Formatos / Sizes / Formats

| | | |
|--------------------------------|----------------|------|
| 60x120 23,62"x47,24" | ▼ 10,5 ▲ mm | |
| 30x60 11,81"x23,62" | ▼ 9,5 ▲ mm | REC. |

| | | |
|-------------------------------|----------------|------|
| 45x90 17,71"x35,43" | ▼ 10,5 ▲ mm | REC. |
|-------------------------------|----------------|------|

| | | |
|---------------------------------|----------------|--|
| 120x120 47,24"x47,24" | ▼ 10,2 ▲ mm | |
|---------------------------------|----------------|--|

| | | |
|-------------------------------|---------------|------|
| 60x60 23,62"x23,62" | ▼ 9,5 ▲ mm | REC. |
|-------------------------------|---------------|------|

| |
|-------------------------------------|
| 30x30 (7x7) 11,81"x11,81" |
|-------------------------------------|



| | | | | | | | PEI 4 |
|---------|--------|----------|-------|------|--------------------|--|-------|
| ● Garda | Blanco | 60x120 | Rec. | M112 | 004.869.0012.01454 | | Ⓢ |
| ● Garda | Blanco | 45x90 | Rec. | M81 | 004.805.0012.01454 | | Ⓢ |
| ● Garda | Blanco | 30x60 | Rec. | M77 | 004.450.0012.01454 | | Ⓢ |
| ● Garda | Blanco | 120x120 | Rec. | M166 | 004.120.0012.01454 | | Ⓢ |
| ● Garda | Blanco | 60x60 | Rec. | M77 | 004.840.0012.01454 | | Ⓢ |
| ● Garda | Blanco | 30x30(7) | Malla | M201 | 038.590.0012.01454 | | Ⓢ |



Rvto. / Wall / Rvtn. : **Garda Blanco 60x120**
Pvto. / Floor / Sol: **Nera Roble 25x150**

Pvto. / Floor / Sol: **Garda Blanco 60x60**

Piezas especiales / Special pieces / Pièces especiales

Consultar en página / Consult on page / Consulter en page: 344

| *PELDAÑO GRADONE | *ÁNGULO GRADONE | RODAPIÉ DECORADO (LEVI GLASS) |
|------------------|-----------------|-------------------------------|
| | | |

Empaquetado / Packaging / Emballage

| Formato | pz/cj | m ² /cj | cj/pl | m ² /pl | kg/cj | kg/pl |
|----------|-------|--------------------|-------|--------------------|-------|----------|
| 60x120 | 2 | 1.44 | 32 | 46.08 | 34.25 | 1,121.00 |
| 45x90 | 3 | 1.21 | 44 | 53.24 | 28.70 | 1,282.80 |
| 30x60 | 6 | 1.08 | 48 | 51.84 | 23.60 | 1,152.80 |
| 120x120 | 1 | 1.44 | 36 | 51.84 | 36.36 | 1,348.96 |
| 60x60 | 4 | 1.44 | 30 | 43.20 | 30.00 | 920.00 |
| 30x30(7) | 11 | 1.00 | 42 | 42.00 | 23.10 | 990.20 |



GROTTO



Formatos / Sizes / Formats

| | |
|--------------------------------|----------------|
| 60x120 23,62"x47,24" | ▼ 10,5 ▲ mm |
| 30x60 11,81"x23,62" | ▼ 9,5 ▲ mm |
| REC. | REC. |

| | |
|---------------------------------|----------------|
| 120x120 47,24"x47,24" | ▼ 10,2 ▲ mm |
| 75x75 29,53"x29,53" | ▼ 10,5 ▲ mm |
| REC. | REC. |

| | |
|-------------------------------|---------------|
| 60x60 23,62"x23,62" | ▼ 9,5 ▲ mm |
| REC. | |

| |
|-------------------------------------|
| 30x30 (7x7) 11,81"x11,81" |
|-------------------------------------|



PEI 4

| | | | | | |
|---------------|----------|-------|------|--------------------|---|
| ● Grotto Gris | 60x120 | Rec. | M112 | 004.869.0002.00170 | Ⓢ |
| ● Grotto Gris | 30x60 | Rec. | M77 | 004.450.0002.00170 | Ⓢ |
| ● Grotto Gris | 120x120 | Rec. | M166 | 004.120.0002.00170 | Ⓢ |
| ● Grotto Gris | 75x75 | Rec. | M90 | 004.875.0002.00170 | Ⓢ |
| ● Grotto Gris | 75x75 | Rec. | M77 | 017.875.0002.00170 | Ⓢ |
| ● Grotto Gris | 60x60 | Rec. | M77 | 004.840.0002.00170 | Ⓢ |
| ● Grotto Gris | 60x60 | Rec. | M60 | 017.840.0002.00170 | Ⓢ |
| ● Grotto Gris | 30x30(7) | Malla | M201 | 038.590.0002.00170 | Ⓢ |
| ● Grotto Gris | 30x30(7) | Malla | M201 | 025.590.0002.00170 | Ⓢ |



PEI 4

| | | | | | |
|----------------|----------|-------|------|--------------------|---|
| ● Grotto Crema | 60x120 | Rec. | M112 | 004.869.0096.00170 | Ⓢ |
| ● Grotto Crema | 30x60 | Rec. | M77 | 004.450.0096.00170 | Ⓢ |
| ● Grotto Crema | 120x120 | Rec. | M166 | 004.120.0096.00170 | Ⓢ |
| ● Grotto Crema | 75x75 | Rec. | M90 | 004.875.0096.00170 | Ⓢ |
| ● Grotto Crema | 75x75 | Rec. | M77 | 017.875.0096.00170 | Ⓢ |
| ● Grotto Crema | 60x60 | Rec. | M77 | 004.840.0096.00170 | Ⓢ |
| ● Grotto Crema | 60x60 | Rec. | M60 | 017.840.0096.00170 | Ⓢ |
| ● Grotto Crema | 30x30(7) | Malla | M201 | 038.590.0096.00170 | Ⓢ |
| ● Grotto Crema | 30x30(7) | Malla | M201 | 025.590.0096.00170 | Ⓢ |



Rvto. / Wall / Rvtm.: **Eos Magma 17x52**
Pvto. / Floor / Sol: **Grotto Crema 75x75 Leviglass**

Piezas especiales / Special pieces / Pièces especiales

Consultar en página / Consult on page / Consulter en page: 344

| | | | |
|------------------|-----------------|------------------------------|-----------------|
| *PELDAÑO GRADONE | *ÁNGULO GRADONE | RODAPIÉ DECORADO (LEVIGLASS) | *RODAPIÉ C/ROMO |
| | | | |

Empaquetado / Packaging / Emballage

| Formato | pz/cj | m ² /cj | cj/pl | m ² /pl | kg/cj | kg/pl |
|----------|-------|--------------------|-------|--------------------|-------|----------|
| 60x120 | 2 | 1.44 | 32 | 46.08 | 34.25 | 1,121.00 |
| 30x60 | 6 | 1.08 | 48 | 51.84 | 23.60 | 1,152.80 |
| 120x120 | 1 | 1.44 | 36 | 51.84 | 36.36 | 1,348.96 |
| 75x75 | 3 | 1.69 | 30 | 50.70 | 41.20 | 1,256.00 |
| 60x60 | 4 | 1.44 | 30 | 43.20 | 30.00 | 920.00 |
| 30x30(7) | 11 | 1.00 | 42 | 42.00 | 23.10 | 990.20 |

IMPERIUM



Formatos / Sizes / Formats

| | |
|--------------------------------|----------------|
| 60x120 23,62"x47,24" | ▼ 10,5 ▲ mm |
| 30x60 11,81"x23,62" | ▼ 9,5 ▲ mm |
| REC. | REC. |

| | |
|-------------------------------|----------------|
| 75x75 29,53"x29,53" | ▼ 10,5 ▲ mm |
| REC. | |

| | |
|-------------------------------|---------------|
| 60x60 23,62"x23,62" | ▼ 9,5 ▲ mm |
| REC. | |

| |
|-------------------------------------|
| 30x30 (7x7) 11,81"x11,81" |
|-------------------------------------|



PEI 4

| | | | | | | |
|------------|--------|----------|-------|------|--------------------|------|
| ● Imperium | Marfil | 60x120 | Rec. | M112 | 004.869.0033.02930 | LEV |
| ● Imperium | Marfil | 30x60 | Rec. | M77 | 004.450.0033.02930 | LEV |
| ● Imperium | Marfil | 30x60 | Rec. | M60 | 017.450.0033.02930 | MATT |
| ● Imperium | Marfil | 75x75 | Rec. | M90 | 004.875.0033.02930 | LEV |
| ● Imperium | Marfil | 75x75 | Rec. | M77 | 017.875.0033.02930 | MATT |
| ● Imperium | Marfil | 60x60 | Rec. | M77 | 004.840.0033.02930 | LEV |
| ● Imperium | Marfil | 60x60 | Rec. | M60 | 017.840.0033.02930 | MATT |
| ● Imperium | Marfil | 30x30(7) | Malla | M201 | 038.590.0033.02930 | LEV |
| ● Imperium | Marfil | 30x30(7) | Malla | M201 | 025.590.0033.02930 | MATT |



PEI 4

| | | | | | | |
|------------|-------|----------|-------|------|--------------------|------|
| ● Imperium | Perla | 60x120 | Rec. | M112 | 004.869.0037.02930 | LEV |
| ● Imperium | Perla | 30x60 | Rec. | M77 | 004.450.0037.02930 | LEV |
| ● Imperium | Perla | 30x60 | Rec. | M60 | 017.450.0037.02930 | MATT |
| ● Imperium | Perla | 60x60 | Rec. | M77 | 004.840.0037.02930 | LEV |
| ● Imperium | Perla | 60x60 | Rec. | M60 | 017.840.0037.02930 | MATT |
| ● Imperium | Perla | 30x30(7) | Malla | M201 | 038.590.0037.02930 | LEV |
| ● Imperium | Perla | 30x30(7) | Malla | M201 | 025.590.0037.02930 | MATT |



Rvto. / Wall / Rvtn.: Imperium Perla 60x120 Leviglass
Pvto. / Floor / Sol: Imperium Perla 60x120 Leviglass

GRES PORCELÁNICO ESMALTADO PULIDO RECTIFICADO · POLISHED GLAZED RECTIFIED PORCELAIN TILES · GRÈS CÉRAMÉ ÉMAILLÉ POLI RECTIFIÉE

LEVIGLASS

GRES PORCELÁNICO ESMALTADO RECTIFICADO · RECTIFIED GLAZED PORCELAIN TILES · GRÈS CÉRAMÉ ÉMAILLÉ RECTIFIÉE

COMPACGLASS

Piezas especiales / Special pieces / Pieces especiales

Consultar en página / Consult on page / Consulter en page: 344

| | | | |
|------------------|-----------------|------------------------------|-----------------|
| *PELDAÑO GRADONE | *ÁNGULO GRADONE | RODAPIÉ DECORADO (LEVIGLASS) | *RODAPIÉ C/ROMO |
| | | | |

Empaquetado / Packaging / Emballage

| Formato | pz/cj | m ² /cj | cj/pl | m ² /pl | kg/cj | kg/pl |
|----------|-------|--------------------|-------|--------------------|-------|----------|
| 60x120 | 2 | 1.44 | 32 | 46.08 | 34.25 | 1.121.00 |
| 30x60 | 6 | 1.08 | 48 | 51.84 | 23.60 | 1.152.80 |
| 75x75 | 3 | 1.69 | 30 | 50.70 | 41.20 | 1.256.00 |
| 60x60 | 4 | 1.44 | 30 | 43.20 | 30.00 | 920.00 |
| 30x30(7) | 11 | 1.00 | 42 | 42.00 | 23.10 | 990.20 |



KASHMIR



Formatos / Sizes / Formats

60x120
23,62"x47,24"
▼ 10,5 mm
▲ 10,5 mm
REC.

45x90
17,71"x35,43"
▼ 10,5 mm
▲ 10,5 mm
REC.

30x60
11,81"x23,62"
▼ 9,5 mm
▲ 9,5 mm
REC.

75x75
29,53"x29,53"
▼ 10,5 mm
▲ 10,5 mm
REC.

60x60
23,62"x23,62"
▼ 9,5 mm
▲ 9,5 mm
REC.

30x30 (7x7)
11,81"x11,81"
REC.



PEI 4

| | | | | | | |
|-----------|-------|----------|-------|------|--------------------|---|
| ● Kashmir | Hueso | 60x120 | Rec. | M112 | 004.869.0016.02806 | Ⓢ |
| ● Kashmir | Hueso | 45x90 | Rec. | M81 | 004.805.0016.02806 | Ⓢ |
| ● Kashmir | Hueso | 30x60 | Rec. | M77 | 004.450.0016.02806 | Ⓢ |
| ● Kashmir | Hueso | 30x60 | Rec. | M60 | 017.450.0016.02806 | Ⓢ |
| ● Kashmir | Hueso | 75x75 | Rec. | M90 | 004.875.0016.02806 | Ⓢ |
| ● Kashmir | Hueso | 60x60 | Rec. | M77 | 004.840.0016.02806 | Ⓢ |
| ● Kashmir | Hueso | 60x60 | Rec. | M60 | 017.840.0016.02806 | Ⓢ |
| ● Kashmir | Hueso | 30x30(7) | Malla | M201 | 038.590.0016.02806 | Ⓢ |
| ● Kashmir | Hueso | 30x30(7) | Malla | M201 | 025.590.0016.02806 | Ⓢ |



PEI 4

| | | | | | | |
|-----------|-------|----------|-------|------|--------------------|---|
| ● Kashmir | Taupe | 60x120 | Rec. | M112 | 004.869.0285.02806 | Ⓢ |
| ● Kashmir | Taupe | 45x90 | Rec. | M81 | 004.805.0285.02806 | Ⓢ |
| ● Kashmir | Taupe | 30x60 | Rec. | M77 | 004.450.0285.02806 | Ⓢ |
| ● Kashmir | Taupe | 30x60 | Rec. | M60 | 017.450.0285.02806 | Ⓢ |
| ● Kashmir | Taupe | 75x75 | Rec. | M90 | 004.875.0285.02806 | Ⓢ |
| ● Kashmir | Taupe | 60x60 | Rec. | M77 | 004.840.0285.02806 | Ⓢ |
| ● Kashmir | Taupe | 60x60 | Rec. | M60 | 017.840.0285.02806 | Ⓢ |
| ● Kashmir | Taupe | 30x30(7) | Malla | M201 | 038.590.0285.02806 | Ⓢ |
| ● Kashmir | Taupe | 30x30(7) | Malla | M201 | 025.590.0285.02806 | Ⓢ |



PEI 4

| | | | | | | |
|-----------|-------|----------|-------|------|--------------------|---|
| ● Kashmir | Perla | 60x120 | Rec. | M112 | 004.869.0037.02806 | Ⓢ |
| ● Kashmir | Perla | 45x90 | Rec. | M81 | 004.805.0037.02806 | Ⓢ |
| ● Kashmir | Perla | 30x60 | Rec. | M77 | 004.450.0037.02806 | Ⓢ |
| ● Kashmir | Perla | 30x60 | Rec. | M60 | 017.450.0037.02806 | Ⓢ |
| ● Kashmir | Perla | 75x75 | Rec. | M90 | 004.875.0037.02806 | Ⓢ |
| ● Kashmir | Perla | 60x60 | Rec. | M77 | 004.840.0037.02806 | Ⓢ |
| ● Kashmir | Perla | 60x60 | Rec. | M60 | 017.840.0037.02806 | Ⓢ |
| ● Kashmir | Perla | 30x30(7) | Malla | M201 | 038.590.0037.02806 | Ⓢ |
| ● Kashmir | Perla | 30x30(7) | Malla | M201 | 025.590.0037.02806 | Ⓢ |



GRES PORCELÁNICO ESMALTADO PULIDO RECTIFICADO · POLISHED GLAZED RECTIFIED PORCELAIN TILES · GRÈS CÉRAME ÉMAILLÉ POLI RECTIFIÉE

LEVIGLASS

GGRES PORCELÁNICO ESMALTADO RECTIFICADO · RECTIFIED GLAZED PORCELAIN TILES · GRÈS CÉRAME ÉMAILLÉ RECTIFIÉE

COMPACGLASS



Rvto. / Wall / Rvtrm.: Kashmir Hueso 45x90 Leviglass - Malla Kashmir Hueso 30x30(7) Leviglass
Pvto. / Floor / Sol: Kashmir Taupe 45x90 Leviglass

Piezas especiales / Special pieces / Pièces especiales

Consultar en página / Consult on page / Consulter en page: 344

| *PELDAÑO GRADONE | *ÁNGULO GRADONE | RODAPIÉ DECORADO (LEVIGLASS) | *RODAPIÉ C/ROMO |
|------------------|-----------------|------------------------------|-----------------|
| | | | |

Empaquetado / Packaging / Emballage

| Formato | pz/cj | m ² /cj | cj/pl | m ² /pl | kg/cj | kg/pl |
|----------|-------|--------------------|-------|--------------------|-------|----------|
| 60x120 | 2 | 1.44 | 32 | 46.08 | 34.25 | 1,121.00 |
| 45x90 | 3 | 1.21 | 44 | 53.24 | 28.70 | 1,282.80 |
| 30x60 | 6 | 1.08 | 48 | 51.84 | 23.60 | 1,152.80 |
| 75x75 | 3 | 1.69 | 30 | 50.70 | 41.20 | 1,256.00 |
| 60x60 | 4 | 1.44 | 30 | 43.20 | 30.00 | 920.00 |
| 30x30(7) | 11 | 1.00 | 42 | 42.00 | 23.10 | 990.20 |

LENCI



Formatos / Sizes / Formats

| | | |
|--------------------------------|----------------|----------------|
| 90x180 35,43"x70,86" | ▼ 11,5 mm ▲ | |
| 60x120 23,62"x47,24" | ▼ 10,5 mm ▲ | |
| 30x60 11,81"x23,62" | ▼ 9,5 mm ▲ | REC. REC. REC. |

| | | |
|--------------------------------|----------------|-----------|
| 75x150 29,52"x59,05" | ▼ 10,5 mm ▲ | |
| 45x90 17,71"x35,43" | ▼ 10,5 mm ▲ | REC. REC. |

| | | |
|---------------------------------|----------------|-----------|
| 120x120 47,24"x47,24" | ▼ 10,2 mm ▲ | |
| 75x75 29,53"x29,53" | ▼ 10,5 mm ▲ | REC. REC. |

| | | |
|-------------------------------|----------------|-----------|
| 90x90 35,43"x35,43" | ▼ 10,5 mm ▲ | |
| 60x60 23,62"x23,62" | ▼ 9,5 mm ▲ | REC. REC. |

| | |
|-------------------------------------|--|
| 30x30 (7x7) 11,81"x11,81" | |
|-------------------------------------|--|



PEI 4

| | | | | | | |
|---------|--------|----------|-------|------|--------------------|---|
| ● Lenci | Blanco | 90x180 | Rec. | M184 | 004.505.0012.00937 | Ⓢ |
| ● Lenci | Blanco | 90x180 | Rec. | M153 | 017.505.0012.00937 | Ⓢ |
| ● Lenci | Blanco | 75x150 | Rec. | M130 | 004.350.0012.00937 | Ⓢ |
| ● Lenci | Blanco | 60x120 | Rec. | M112 | 004.869.0012.00937 | Ⓢ |
| ● Lenci | Blanco | 60x120 | Rec. | M99 | 017.869.0012.00937 | Ⓢ |
| ● Lenci | Blanco | 45x90 | Rec. | M81 | 004.805.0012.00937 | Ⓢ |
| ● Lenci | Blanco | 45x90 | Rec. | M64 | 017.805.0012.00937 | Ⓢ |
| ● Lenci | Blanco | 30x60 | Rec. | M77 | 004.450.0012.00937 | Ⓢ |
| ● Lenci | Blanco | 30x60 | Rec. | M60 | 017.450.0012.00937 | Ⓢ |
| ● Lenci | Blanco | 120x120 | Rec. | M166 | 004.120.0012.00937 | Ⓢ |
| ● Lenci | Blanco | 120x120 | Rec. | M139 | 017.120.0012.00937 | Ⓢ |
| ● Lenci | Blanco | 90x90 | Rec. | M104 | 004.804.0012.00937 | Ⓢ |
| ● Lenci | Blanco | 90x90 | Rec. | M86 | 017.804.0012.00937 | Ⓢ |
| ● Lenci | Blanco | 75x75 | Rec. | M90 | 004.875.0012.00937 | Ⓢ |
| ● Lenci | Blanco | 75x75 | Rec. | M77 | 017.875.0012.00937 | Ⓢ |
| ● Lenci | Blanco | 60x60 | Rec. | M77 | 004.840.0012.00937 | Ⓢ |
| ● Lenci | Blanco | 60x60 | Rec. | M60 | 017.840.0012.00937 | Ⓢ |
| ● Lenci | Blanco | 30x30(7) | Malla | M201 | 038.590.0012.00937 | Ⓢ |
| ● Lenci | Blanco | 30x30(7) | Malla | M201 | 025.590.0012.00937 | Ⓢ |



Pvto. / Floor / Sol: **Lenci Blanco 75x75 Compacglass**

GRES PORCELÁNICO ESMALTADO PULIDO RECTIFICADO · POLISHED GLAZED RECTIFIED PORCELAIN TILES · GRÈS CÉRAME ÉMAILLÉ POLI RECTIFIÉE

LEVIGLASS

GRES PORCELÁNICO ESMALTADO RECTIFICADO · RECTIFIED GLAZED PORCELAIN TILES · GRÈS CÉRAME ÉMAILLÉ RECTIFIÉE

COMPACGLASS



Rvto. / Wall / Rvrm.: **Lenci Blanco 75x150 Leviglass**
Pvto. / Floor / Sol: **Cadmiæ Copper 60x60**

Piezas especiales / Special pieces / Pièces especiales

Consultar en página / Consult on page / Consulter en page: 344

| | | | |
|------------------|-----------------|------------------------------|-----------------|
| *PELDAÑO GRADONE | *ÁNGULO GRADONE | RODAPIÉ DECORADO (LEVIGLASS) | *RODAPIÉ C/ROMO |
| | | | |

Empaquetado / Packaging / Emballage

| Formato | pz/cj | m²/cj | cj/pl | m²/pl | kg/cj | kg/pl |
|----------|-------|-------|-------|-------|-------|----------|
| 90x180 | 1 | 1.62 | 24 | 38.88 | 45.50 | 1,152.00 |
| 75x150 | 1 | 1.13 | 40 | 45.20 | 28.00 | 1,184.00 |
| 60x120 | 2 | 1.44 | 32 | 46.08 | 34.25 | 1,121.00 |
| 45x90 | 3 | 1.21 | 44 | 53.24 | 28.70 | 1,282.80 |
| 30x60 | 6 | 1.08 | 48 | 51.84 | 23.60 | 1,152.80 |
| 120x120 | 1 | 1.44 | 36 | 51.84 | 36.36 | 1,348.96 |
| 90x90 | 2 | 1.62 | 27 | 43.74 | 40.00 | 1,110.00 |
| 75x75 | 3 | 1.69 | 30 | 50.70 | 41.20 | 1,256.00 |
| 60x60 | 4 | 1.44 | 30 | 43.20 | 30.00 | 920.00 |
| 30x30(7) | 11 | 1.00 | 42 | 42.00 | 23.10 | 990.20 |



Formatos / Sizes / Formats

75x150
29,52"x59,05"

▼ 10,5 mm
▲ mm

REC.

60x120
23,62"x47,24"

▼ 10,5 mm
▲ mm

REC.

120x120
47,24"x47,24"

▼ 10,2 mm
▲ mm


REC.

30x30 (7x7)
11,81"x11,81"



PEI 4

| | | | | | | |
|-----------|-------|----------|-------|------|--------------------|---|
| ● Llevant | Crema | 75x150 | Rec. | M130 | 004.350.0096.01453 | Ⓢ |
| ● Llevant | Crema | 60x120 | Rec. | M112 | 004.869.0096.01453 | Ⓢ |
| ● Llevant | Crema | 120x120 | Rec. | M166 | 004.120.0096.01453 | Ⓢ |
| ● Llevant | Crema | 30x30(7) | Malla | M201 | 038.590.0096.01453 | Ⓢ |



PEI 4

| | | | | | | |
|-----------|--------|----------|-------|------|--------------------|---|
| ● Llevant | Marfil | 60x120 | Rec. | M112 | 004.869.0033.01453 | Ⓢ |
| ● Llevant | Marfil | 120x120 | Rec. | M166 | 004.120.0033.01453 | Ⓢ |
| ● Llevant | Marfil | 30x30(7) | Malla | M201 | 038.590.0033.01453 | Ⓢ |



Rvto. / Wall / Rvtm.: **Llevant Crema 75x150 - Essen Tortora 75x150**
Pvto. / Floor / Sol: **Essen Tortora 75x150**

Piezas especiales / Special pieces / Pièces especiales

Consultar en página / Consult on page / Consulter en page: 344

| | | |
|------------------|-----------------|-------------------------------|
| *PELDAÑO GRADONE | *ÁNGULO GRADONE | RODAPIÉ DECORADO (LEVI GLASS) |
| | | |

Empaquetado / Packaging / Emballage

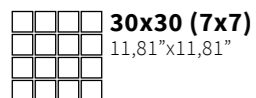
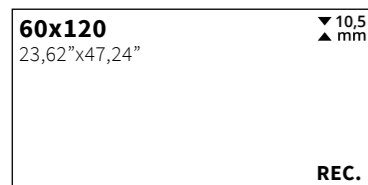
| Formato | pz/cj | m ² /cj | cj/pl | m ² /pl | kg/cj | kg/pl |
|----------|-------|--------------------|-------|--------------------|-------|----------|
| 75x150 | 1 | 1.13 | 40 | 45.20 | 28.00 | 1,184.00 |
| 60x120 | 2 | 1.44 | 32 | 46.08 | 34.25 | 1,121.00 |
| 120x120 | 1 | 1.44 | 36 | 51.84 | 36.36 | 1,348.96 |
| 30x30(7) | 11 | 1.00 | 42 | 42.00 | 23.10 | 990.20 |



LUCCA



Formatos / Sizes / Formats



| | | | | | | PEI 4 |
|---------|--------|----------|-------|------|--------------------|-------|
| ● Lucca | Blanco | 60x120 | Rec. | M112 | 004.869.0012.02872 | |
| ● Lucca | Blanco | 60x120 | Rec. | M99 | 017.869.0012.02872 | |
| ● Lucca | Blanco | 30x30(7) | Malla | M201 | 038.590.0012.02872 | |
| ● Lucca | Blanco | 30x30(7) | Malla | M201 | 025.590.0012.02872 | |



Rvto. / Wall / Rvtm.: **Lucca Blanco 60x120 Leviglass - Malla Lucca Blanco 30x30 (7x7) Leviglass**
 Pvto. / Floor / Sol: **Greenwich Cherry 20x120**



Rvto. / Wall / Rvtm.: **Lucca Blanco 60x120 Compacglass**
 Pvto. / Floor / Sol: **Lucca Blanco 60x120 Compacglass**

Piezas especiales / Special pieces / Pièces especiales

Consultar en página / Consult on page / Consulter en page: 344



| *PELDAÑO GRADONE | *ÁNGULO GRADONE | RODAPIÉ DECORADO (LEVIGLASS) | *RODAPIÉ C/ROMO |
|------------------|-----------------|------------------------------|-----------------|
| | | | |

Empaquetado / Packaging / Emballage

| Formato | pz/cj | m ² /cj | cj/pl | m ² /pl | kg/cj | kg/pl |
|----------|-------|--------------------|-------|--------------------|-------|----------|
| 60x120 | 2 | 1.44 | 32 | 46.08 | 34.25 | 1,121.00 |
| 30x30(7) | 11 | 1.00 | 42 | 42.00 | 23.10 | 990.20 |




Formatos / Sizes / Formats

30x60 ∇ 9,5 mm
11,81"x23,62"
REC.

60x60 ∇ 9,5 mm
23,62"x23,62"
REC.

30x30 (7x7)
11,81"x11,81"



PEI 4

- Luni Blanco 30x60 Rec. M77 004.450.0012.02808
- Luni Blanco 30x60 Rec. M60 017.450.0012.02808
- Luni Blanco 60x60 Rec. M77 004.840.0012.02808
- Luni Blanco 60x60 Rec. M60 017.840.0012.02808
- Luni Blanco 30x30(7) Malla M201 038.590.0012.02808
- Luni Blanco 30x30(7) Malla M201 025.590.0012.02808



Rvto. / Wall / Rvtm.: **Luni Blanco 30x60 Leviglass**
Pvto. / Floor / Sol: **Luni Blanco 60x60 Leviglass**

Pvto. / Floor / Sol: **Luni Blanco 60x60 Leviglass - Malla Luni Blanco 30x30 (7x7) Leviglass**

Piezas especiales / Special pieces / Pièces especiales

Consultar en página / Consult on page / Consulter en page: 344

| *PELDAÑO GRADONE | *ÁNGULO GRADONE | RODAPIÉ DECORADO (LEVIGLASS) | *RODAPIÉ C/ROMO |
|------------------|-----------------|------------------------------|-----------------|
| | | | |

Empaquetado / Packaging / Emballage

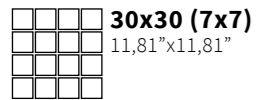
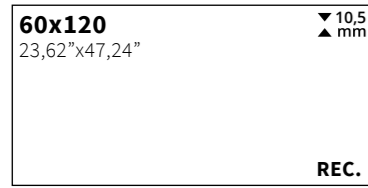
| Formato | pz/cj | m ² /cj | cj/pl | m ² /pl | kg/cj | kg/pl |
|----------|-------|--------------------|-------|--------------------|-------|----------|
| 30x60 | 6 | 1.08 | 48 | 51.84 | 23.60 | 1.152.80 |
| 60x60 | 4 | 1.44 | 30 | 43.20 | 30.00 | 920.00 |
| 30x30(7) | 11 | 1.00 | 42 | 42.00 | 23.10 | 990.20 |



ONIX



Formatos / Sizes / Formats



| | | | | | | | PEI 4 |
|--------|-------|----------|-------|------|--------------------|--|-------|
| ● Onix | White | 60x120 | Rec. | M112 | 004.869.0108.00283 | | |
| ● Onix | White | 60x120 | Rec. | M99 | 017.869.0108.00283 | | |
| ● Onix | White | 30x30(7) | Malla | M201 | 038.590.0108.00283 | | |
| ● Onix | White | 30x30(7) | Malla | M201 | 025.590.0108.00283 | | |



Rvto. / Wall / Rvrm.: **Onix White 60x120 Leviglass**
Pvto. / Floor / Sol: **Oldmanor Tabaco 20x120**



Piezas especiales / Special pieces / Pièces especiales

Consultar en página / Consult on page / Consulter en page: 344

| *PELDAÑO GRADONE | *ÁNGULO GRADONE | RODAPIÉ DECORADO (LEVIGLASS) | *RODAPIÉ C/ROMO |
|------------------|-----------------|------------------------------|-----------------|
| | | | |

Empaquetado / Packaging / Emballage

| Formato | pz/cj | m ² /cj | cj/pl | m ² /pl | kg/cj | kg/pl |
|----------|-------|--------------------|-------|--------------------|-------|----------|
| 60x120 | 2 | 1.44 | 32 | 46.08 | 34.25 | 1,121.00 |
| 30x30(7) | 11 | 1.00 | 42 | 42.00 | 23.10 | 990.20 |

PALLADIO



Formatos / Sizes / Formats

| | |
|--------------------------------|----------------|
| 60x120 23,62"x47,24" | ▼ 10,5 ▲ mm |
| 30x60 11,81"x23,62" | ▼ 9,5 ▲ mm |
| REC. | REC. |

| | |
|-------------------------------|---------------|
| 60x60 23,62"x23,62" | ▼ 9,5 ▲ mm |
| REC. | |

| |
|-------------------------------------|
| 30x30 (7x7) 11,81"x11,81" |
|-------------------------------------|



| | | | | | | | PEI 4 |
|------------|-------|----------|-------|------|--------------------|--|-------|
| ● Palladio | Ivory | 60x120 | Rec. | M112 | 004.869.0164.00867 | | Ⓢ |
| ● Palladio | Ivory | 30x60 | Rec. | M77 | 004.450.0164.00867 | | Ⓢ |
| ● Palladio | Ivory | 60x60 | Rec. | M77 | 004.840.0164.00867 | | Ⓢ |
| ● Palladio | Ivory | 30x30(7) | Malla | M201 | 038.590.0164.00867 | | Ⓢ |



| | | | | | | | PEI 4 |
|------------|-------|----------|-------|------|--------------------|--|-------|
| ● Palladio | Crema | 60x120 | Rec. | M112 | 004.869.0096.00867 | | Ⓢ |
| ● Palladio | Crema | 30x30(7) | Malla | M201 | 038.590.0096.00867 | | Ⓢ |



Rvto. / Wall / Rvrm.: **Palladio Crema 60x120**
Pvto. / Floor / Sol: **Rovere Brown 25x150**



Piezas especiales / Special pieces / Pièces especiales

Consultar en página / Consult on page / Consulter en page: 344

| *PELDAÑO GRADONE | *ÁNGULO GRADONE | RODAPIÉ DECORADO (LEVI GLASS) |
|------------------|-----------------|-------------------------------|
| | | |

Empaquetado / Packaging / Emballage

| Formato | pz/cj | m ² /cj | cj/pl | m ² /pl | kg/cj | kg/pl |
|----------|-------|--------------------|-------|--------------------|-------|----------|
| 60x120 | 2 | 1.44 | 32 | 46.08 | 34.25 | 1.121.00 |
| 30x60 | 6 | 1.08 | 48 | 51.84 | 23.60 | 1.152.80 |
| 60x60 | 4 | 1.44 | 30 | 43.20 | 30.00 | 920.00 |
| 30x30(7) | 11 | 1.00 | 42 | 42.00 | 23.10 | 990.20 |

PIETRA DI MARMÌ

GRES PORCELÁNICO ESMALTADO PULIDO RECTIFICADO · POLISHED GLAZED RECTIFIED PORCELAIN TILES · GRÈS CÉRAMÉ ÉMAILLÉ POLI RECTIFIÉE

LEVIGLASS

GRES PORCELÁNICO ESMALTADO RECTIFICADO · RECTIFIED GLAZED PORCELAIN TILES · GRÈS CÉRAMÉ ÉMAILLÉ RECTIFIÉE

COMPACGLASS



Formatos / Sizes / Formats

| | |
|--------------------------------|----------------|
| 60x120 23,62"x47,24" | ▼ 10,5 ▲ mm |
| REC. | |

| | |
|---------------------------------|----------------|
| 120x120 47,24"x47,24" | ▼ 10,2 ▲ mm |
| REC. | |

| | |
|-------------------------------|---------------|
| 60x60 23,62"x23,62" | ▼ 9,5 ▲ mm |
| REC. | |

| |
|-------------------------------------|
| 30x30 (5x5) 11,81"x11,81" |
|-------------------------------------|



| Color | Formato | Rec. | M | Código | Icono |
|-------------------|----------|-------|------|--------------------|-------|
| ● Pietra Di Marmi | 60x120 | Rec. | M112 | 004.869.0001.12234 | LEV |
| ● Pietra Di Marmi | 60x120 | Rec. | M99 | 017.869.0001.12234 | LEV |
| ● Pietra Di Marmi | 120x120 | Rec. | M166 | 004.120.0001.12234 | LEV |
| ● Pietra Di Marmi | 120x120 | Rec. | M139 | 017.120.0001.12234 | LEV |
| ● Pietra Di Marmi | 60x60 | Rec. | M77 | 004.840.0001.12234 | LEV |
| ● Pietra Di Marmi | 60x60 | Rec. | M60 | 004.840.0001.12234 | LEV |
| ● Pietra Di Marmi | 30x30(5) | Malla | M251 | 038.281.0001.12234 | LEV |
| ● Pietra Di Marmi | 30x30(5) | Malla | M251 | 025.281.0001.12234 | LEV |

PEI 4



Rvto. / Wall / Rvtm.: **Pietra Di Marmi 60x120 Leviglass**
Pvto. / Floor / Sol: **Pietra Di Marmi 120x120 Leviglass**



Rvto. / Wall / Rvtm.: **Pietra Di Marmi 60x120 Leviglass**
Pvto. / Floor / Sol: **Pietra Di Marmi 120x120 Leviglass**

Piezas especiales / Special pieces / Pièces especiales

Consultar en página / Consult on page / Consulter en page: 344



| *PELDAÑO GRADONE | *ÁNGULO GRADONE | RODAPIÉ DECORADO (LEVIGLASS) | *RODAPIÉ C/ROMO |
|------------------|-----------------|------------------------------|-----------------|
| | | | |

Empaquetado / Packaging / Emballage

| Formato | pz/cj | m ² /cj | cj/pl | m ² /pl | kg/cj | kg/pl |
|----------|-------|--------------------|-------|--------------------|-------|----------|
| 60x120 | 2 | 1.44 | 32 | 46.08 | 34.25 | 1.121.00 |
| 30x60 | 6 | 1.08 | 48 | 51.84 | 23.60 | 1.152.80 |
| 60x60 | 4 | 1.44 | 30 | 43.20 | 30.00 | 920.00 |
| 30x30(5) | 11 | 1.00 | 42 | 42.00 | 23.00 | 986.00 |

TRESANA



Formatos / Sizes / Formats

| | | |
|--------------------------------|----------------|----------------|
| 90x180 35,43"x70,86" | ▼ 11,5 ▲ mm | |
| 60x120 23,62"x47,24" | ▼ 10,5 ▲ mm | |
| 30x60 11,81"x23,62" | ▼ 9,5 ▲ mm | REC. REC. REC. |

| | | |
|-------------------------------|----------------|------|
| 45x90 17,71"x35,43" | ▼ 10,5 ▲ mm | REC. |
|-------------------------------|----------------|------|

| | | |
|---------------------------------|----------------|--|
| 120x120 47,24"x47,24" | ▼ 10,2 ▲ mm | |
|---------------------------------|----------------|--|

| | | |
|-------------------------------|----------------|-----------|
| 75x75 29,53"x29,53" | ▼ 10,5 ▲ mm | REC. REC. |
|-------------------------------|----------------|-----------|

| | | |
|-------------------------------|----------------|--|
| 90x90 35,43"x35,43" | ▼ 10,5 ▲ mm | |
|-------------------------------|----------------|--|

| | | |
|-------------------------------|---------------|-----------|
| 60x60 23,62"x23,62" | ▼ 9,5 ▲ mm | REC. REC. |
|-------------------------------|---------------|-----------|

| | | |
|-------------------------------------|--|--|
| 30x30 (7x7) 11,81"x11,81" | | |
|-------------------------------------|--|--|

| | | |
|----------------------------------|---------------|--|
| REC. 9x30 3,54"x11,81" | ▼ 9,5 ▲ mm | |
|----------------------------------|---------------|--|



| | | | | | | | PEI 4 |
|-----------|--------|----------|-------|------|--------------------|---|-------|
| ● Tresana | Blanco | 90x180 | Rec. | M184 | 004.505.0012.00162 | Ⓢ | |
| ● Tresana | Blanco | 60x120 | Rec. | M112 | 004.869.0012.00162 | Ⓢ | |
| ● Tresana | Blanco | 60x120 | Rec. | M99 | 017.869.0012.00162 | Ⓢ | |
| ● Tresana | Blanco | 45x90 | Rec. | M81 | 004.805.0012.00162 | Ⓢ | |
| ● Tresana | Blanco | 45x90 | Rec. | M64 | 017.805.0012.00162 | Ⓢ | |
| ● Tresana | Blanco | 30x60 | Rec. | M77 | 004.450.0012.00162 | Ⓢ | |
| ● Tresana | Blanco | 30x60 | Rec. | M60 | 017.450.0012.00162 | Ⓢ | |
| ● Tresana | Blanco | 120x120 | Rec. | M166 | 004.120.0012.00162 | Ⓢ | |
| ● Tresana | Blanco | 120x120 | Rec. | M139 | 017.120.0012.00162 | Ⓢ | |
| ● Tresana | Blanco | 90x90 | Rec. | M104 | 004.804.0012.00162 | Ⓢ | |
| ● Tresana | Blanco | 90x90 | Rec. | M86 | 017.804.0012.00162 | Ⓢ | |
| ● Tresana | Blanco | 75x75 | Rec. | M90 | 004.875.0012.00162 | Ⓢ | |
| ● Tresana | Blanco | 75x75 | Rec. | M77 | 017.875.0012.00162 | Ⓢ | |
| ● Tresana | Blanco | 60x60 | Rec. | M77 | 004.840.0012.00162 | Ⓢ | |
| ● Tresana | Blanco | 60x60 | Rec. | M60 | 017.840.0012.00162 | Ⓢ | |
| ● Tresana | Blanco | 30x30(7) | Malla | M201 | 038.590.0012.00162 | Ⓢ | |
| ● Tresana | Blanco | 30x30(7) | Malla | M201 | 025.590.0012.00162 | Ⓢ | |
| ● Tresana | Blanco | 9x30 | Rec. | M152 | 038.137.0012.00162 | Ⓢ | |
| ● Tresana | Blanco | 9x30 | Rec. | M134 | 041.137.0012.00162 | Ⓢ | |



Rvto. / Wall / Rvrm.: Karelia Mocha 20x120 - Tresana Blanco 60x120 Leviglass
Pvto. / Floor / Sol: Tresana Blanco 120x120 Leviglass

Piezas especiales / Special pieces / Pièces especiales

Consultar en página / Consult on page / Consulter en page: 344

| *PELDAÑO GRADONE | *ÁNGULO GRADONE | RODAPIÉ DECORADO (LEVIGLASS) | *RODAPIÉ C/ROMO |
|------------------|-----------------|------------------------------|-----------------|
| | | | |

Empaquetado / Packaging / Emballage

| Formato | pz/cj | m²/cj | cj/pl | m²/pl | kg/cj | kg/pl |
|----------|-------|-------|-------|-------|-------|----------|
| 90x180 | 1 | 1.62 | 24 | 38.88 | 45.50 | 1,152.00 |
| 60x120 | 2 | 1.44 | 32 | 46.08 | 34.25 | 1,121.00 |
| 45x90 | 3 | 1.21 | 44 | 53.24 | 28.70 | 1,282.80 |
| 30x60 | 6 | 1.08 | 48 | 51.84 | 23.60 | 1,152.80 |
| 120x120 | 1 | 1.44 | 36 | 51.84 | 36.36 | 1,348.96 |
| 90x90 | 2 | 1.62 | 27 | 43.74 | 40.00 | 1,110.00 |
| 75x75 | 3 | 1.69 | 30 | 50.70 | 41.20 | 1,256.00 |
| 60x60 | 4 | 1.44 | 30 | 43.20 | 30.00 | 920.00 |
| 30x30(7) | 11 | 1.00 | 42 | 42.00 | 23.10 | 990.20 |
| 9x30 | 40 | 1.08 | 48 | 51.84 | 25.00 | 1,220.00 |



VERONA



Formatos / Sizes / Formats

| | |
|--------------------------------|----------------|
| 60x120 23,62"x47,24" | ▼ 10,5 ▲ mm |
| 30x60 11,81"x23,62" | ▼ 9,5 ▲ mm |
| REC. | REC. |

| | |
|-------------------------------|---------------|
| 60x60 23,62"x23,62" | ▼ 9,5 ▲ mm |
| REC. | |

| |
|-------------------------------------|
| 30x30 (7x7) 11,81"x11,81" |
|-------------------------------------|



PEI 4

| | | | | | | |
|----------|-------|----------|-------|------|--------------------|---|
| ● Verona | Ivory | 60x120 | Rec. | M112 | 004.869.0164.11483 | Ⓢ |
| ● Verona | Ivory | 60x120 | Rec. | M99 | 017.869.0164.11483 | Ⓢ |
| ● Verona | Ivory | 30x60 | Rec. | M77 | 004.450.0164.11483 | Ⓢ |
| ● Verona | Ivory | 30x60 | Rec. | M60 | 017.450.0164.11483 | Ⓢ |
| ● Verona | Ivory | 60x60 | Rec. | M77 | 004.840.0164.11483 | Ⓢ |
| ● Verona | Ivory | 60x60 | Rec. | M60 | 017.840.0164.11483 | Ⓢ |
| ● Verona | Ivory | 30x30(7) | Malla | M201 | 038.590.0164.11483 | Ⓢ |
| ● Verona | Ivory | 30x30(7) | Malla | M201 | 025.590.0164.11483 | Ⓢ |



PEI 4

| | | | | | | |
|----------|------|----------|-------|------|--------------------|---|
| ● Verona | Sand | 60x120 | Rec. | M112 | 004.869.0119.11483 | Ⓢ |
| ● Verona | Sand | 60x120 | Rec. | M99 | 017.869.0119.11483 | Ⓢ |
| ● Verona | Sand | 30x60 | Rec. | M77 | 004.450.0119.11483 | Ⓢ |
| ● Verona | Sand | 30x60 | Rec. | M60 | 017.450.0119.11483 | Ⓢ |
| ● Verona | Sand | 60x60 | Rec. | M77 | 004.840.0119.11483 | Ⓢ |
| ● Verona | Sand | 60x60 | Rec. | M60 | 017.840.0119.11483 | Ⓢ |
| ● Verona | Sand | 30x30(7) | Malla | M201 | 038.590.0119.11483 | Ⓢ |
| ● Verona | Sand | 30x30(7) | Malla | M201 | 025.590.0119.11483 | Ⓢ |



Rvto. / Wall / Rvrm.: Verona 30x60 Leviglass - Malla Verona 30x30 (7x7) Leviglass
Pvto. / Floor / Sol: Verona 60x60 Leviglass

Piezas especiales / Special pieces / Pièces especiales

Consultar en página / Consult on page / Consulter en page: 344

| | | | |
|------------------|-----------------|-------------------------------|-----------------|
| *PELDAÑO GRADONE | *ÁNGULO GRADONE | RODAPIÉ DECORADO (LEVI GLASS) | *RODAPIÉ C/ROMO |
| | | | |

Empaquetado / Packaging / Emballage

| Formato | pz/cj | m ² /cj | cj/pl | m ² /pl | kg/cj | kg/pl |
|----------|-------|--------------------|-------|--------------------|-------|----------|
| 60x120 | 2 | 1.44 | 32 | 46.08 | 34.25 | 1.121.00 |
| 30x60 | 6 | 1.08 | 48 | 51.84 | 23.60 | 1.152.80 |
| 60x60 | 4 | 1.44 | 30 | 43.20 | 30.00 | 920.00 |
| 30x30(7) | 11 | 1.00 | 42 | 42.00 | 23.10 | 990.20 |





MADERAS

WOOD
BOIS

BOIS



Formatos / Sizes / Formats

15x90
5,90"x35,43" ▼ 10
▲ mm



● Bois Antic 15x90 M59 015.793.0203.10853



● Bois Ceniza 15x90 M59 015.793.0019.10853



● Bois Natural 15x90 M59 015.793.0102.10853



● Bois Beige 15x90 M59 015.793.0007.10853



Pvtó. / Floor / Sol: Bois Ceniza 15x90



Pvtó. / Floor / Sol: Bois Ceniza 15x90

Piezas especiales / Special pieces / Pièces especiales

Consultar en página / Consult on page / Consulter en page: 344

| *PELDAÑO GRADONE | *ÁNGULO GRADONE | *PELDAÑO RANURADO | *ÁNGULO RANURADO | *RODAPIÉ C/ROMO |
|------------------|-----------------|-------------------|------------------|-----------------|
| | | | | |

Empaquetado / Packaging / Emballage

| Formato | pz/cj | m ² /cj | cj/pl | m ² /pl | kg/cj | kg/pl |
|---------|-------|--------------------|-------|--------------------|-------|----------|
| 15x90 | 8 | 1,08 | 45 | 48,60 | 25,00 | 1,145,00 |





Formatos / Sizes / Formats

25x150 ▼ 10,5 mm
9,84"x59,05" ▲ mm
REC.

20x120 ▼ 10,5 mm
7,87"x47,24" ▲ mm
REC.

15x90 ▼ 10 mm
5,90"x35,43" ▲ mm




| | | | | | | |
|-------|-------|--------|------|-----|--------------------|--|
| ● Elk | White | 25x150 | Rec. | M96 | 017.285.0108.09739 | |
| ● Elk | White | 20x120 | Rec. | M73 | 017.871.0108.09739 | |
| ● Elk | White | 15x90 | | M59 | 015.793.0108.09739 | |



| | | | | | | |
|-------|------|--------|------|-----|--------------------|--|
| ● Elk | Teka | 25x150 | Rec. | M96 | 017.285.0701.09739 | |
| ● Elk | Teka | 20x120 | Rec. | M73 | 017.871.0701.09739 | |
| ● Elk | Teka | 15x90 | | M59 | 015.793.0701.09739 | |



| | | | | | | |
|-------|-------|--------|------|-----|--------------------|--|
| ● Elk | Taupe | 25x150 | Rec. | M96 | 017.285.0285.09739 | |
| ● Elk | Taupe | 20x120 | Rec. | M73 | 017.871.0285.09739 | |
| ● Elk | Taupe | 15x90 | | M59 | 015.793.0285.09739 | |



| | | | | | | |
|-------|--------|--------|------|-----|--------------------|--|
| ● Elk | Wengue | 25x150 | Rec. | M96 | 017.285.0197.09739 | |
| ● Elk | Wengue | 20x120 | Rec. | M73 | 017.871.0197.09739 | |
| ● Elk | Wengue | 15x90 | | M59 | 015.793.0197.09739 | |



Peldaño Extrusionado Elk

| | | | | | |
|----------|--------|------|------|--------------------|--|
| ● White | 32x120 | Rec. | P331 | 041.421.0108.09739 | |
| ● Teka | 32x120 | Rec. | P331 | 041.421.0701.09739 | |
| ● Taupe | 32x120 | Rec. | P331 | 041.421.0285.09739 | |
| ● Wengue | 32x120 | Rec. | P331 | 041.421.0197.09739 | |

Pd. Ag. Ángulo Remate Elk

| | | | | | |
|----------|------|------|-----|--------------------|--|
| ● White | 3x32 | Rec. | P45 | 041.881.0108.09739 | |
| ● Teka | 3x32 | Rec. | P45 | 041.881.0701.09739 | |
| ● Taupe | 3x32 | Rec. | P45 | 041.881.0285.09739 | |
| ● Wengue | 3x32 | Rec. | P45 | 041.881.0197.09739 | |



Rvto. / Wall / Rvrm.: Elk Wengue 25x150


Piezas especiales / Special pieces / Pièces especiales

Consultar en página / Consult on page / Consulter en page: 344

| *PELDAÑO GRADONE | *ÁNGULO GRADONE | *PELDAÑO RANURADO | *ÁNGULO RANURADO | *PELDAÑO EXTRUSIONADO | *TAPA REMATE-ÁNGULO DERECHO/IZQUIERDO | *RODAPIÉ C/ROMO |
|------------------|-----------------|-------------------|------------------|-----------------------|---------------------------------------|-----------------|
| | | | | | | |

Empaquetado / Packaging / Emballage

| Formato | pz/cj | m ² /cj | cj/pl | m ² /pl | kg/cj | kg/pl |
|---------|-------|--------------------|-------|--------------------|-------|----------|
| 25x150 | 4 | 1.50 | 40 | 60.00 | 35.00 | 1.430.00 |
| 20x120 | 6 | 1.44 | 44 | 63.36 | 32.20 | 1.436.80 |
| 15x90 | 8 | 1.08 | 45 | 48.60 | 25.00 | 1.145.00 |
| 32x120 | 2 | - | - | - | 22.00 | - |
| 3x32 | 37 | - | - | - | 6.29 | - |



GREENPARK



CLASE 1

Formatos / Sizes / Formats

60,8x60,8^{9,5}
23,93"x23,93"



● Greenpark Bone 60,8x60,8 M41 015.440.0413.00697



● Greenpark White 60,8x60,8 M41 015.440.0108.00697



● Greenpark Ash 60,8x60,8 M41 015.440.0344.00697



Pvto. / Floor / Sol: **Greenpark Bone 60,8x60,8**



Rvto. / Wall / Rvrm.: **Greenpark Ash 60,8x60,8**



Empaquetado / Packaging / Emballage

| Formato | pz/cj | m ² /cj | cj/pl | m ² /pl | kg/cj | kg/pl |
|-----------|-------|--------------------|-------|--------------------|-------|--------|
| 60,8x60,8 | 4 | 1,48 | 30 | 44,40 | 31,35 | 960,50 |

GREENWICH



Formatos / Sizes / Formats

20x120
7,87"x47,24"
▼ 10,5 mm
▲ REC.



● Greenwich Argent 20x120 Rec. M73 017.871.0135.02871



● Greenwich Cenere 20x120 Rec. M73 017.871.0274.02871



● Greenwich Taupe 20x120 Rec. M73 017.871.0285.02871



● Greenwich Cherry 20x120 Rec. M73 017.871.0243.02871



Pvto. / Floor / Sol: Greenwich Cenere 20x120



Piezas especiales / Special pieces / Pièces especiales

Consultar en página / Consult on page / Consulter en page: 344

| *PELDAÑO GRADONE | *ÁNGULO GRADONE | *PELDAÑO RANURADO | *ÁNGULO RANURADO | *RODAPIÉ C/ROMO |
|------------------|-----------------|-------------------|------------------|-----------------|
| | | | | |

Empaquetado / Packaging / Emballage

| Formato | pz/cj | m ² /cj | cj/pl | m ² /pl | kg/cj | kg/pl |
|---------|-------|--------------------|-------|--------------------|-------|----------|
| 20x120 | 6 | 1,44 | 44 | 63,36 | 32,20 | 1,436,80 |

INZA



Formatos / Sizes / Formats

120x120
47,24"x47,24"
▼ 10,2 mm
▲
REC.



Pvto. / Floor / Sol: Inza Almond 120x120



● Inza Linen 120x120 Rec. M139 017.120.0313.09720



● Inza Almond 120x120 Rec. M139 017.120.0097.09720



● Inza Nut 120x120 Rec. M139 017.120.0310.09720



● Inza Noce 120x120 Rec. M139 017.120.0160.09720

Empaquetado / Packaging / Emballage

| Formato | pz/cj | m ² /cj | cj/pl | m ² /pl | kg/cj | kg/pl |
|---------|-------|--------------------|-------|--------------------|-------|----------|
| 120x120 | 1 | 1,44 | 36 | 51,84 | 36,36 | 1,348,96 |

K-WOOD



Formatos / Sizes / Formats

20x120
7,87"x47,24"
▼ 10,5 mm
▲ REC.



● K-Wood Noce 20x120 Rec. M82 035.871.0160.02969



● K-Wood Moka 20x120 Rec. M82 035.871.0240.02969



● K-Wood Desert 20x120 Rec. M82 035.871.0364.02969




● K-Wood Light 20x120 Rec. M82 035.871.0204.02969



● K-Wood Perla 20x120 Rec. M82 035.871.0037.02969



● K-Wood Silver 20x120 Rec. M82 035.871.0183.02969



● K-Wood Grafito 20x120 Rec. M82 035.871.0068.02969



Pvto. / Floor / Sol: K-Wood Grafito 20x120



Piezas especiales / Special pieces / Pièces especiales

Consultar en página / Consult on page / Consulter en page: 344

| *PELDAÑO GRADONE | *ÁNGULO GRADONE | *PELDAÑO RANURADO | *ÁNGULO RANURADO | *RODAPIÉ C/ROMO |
|------------------|-----------------|-------------------|------------------|-----------------|
| | | | | |

Empaquetado / Packaging / Emballage

| Formato | pz/cj | m ² /cj | cj/pl | m ² /pl | kg/cj | kg/pl |
|---------|-------|--------------------|-------|--------------------|-------|----------|
| 20x120 | 6 | 1,44 | 44 | 63,36 | 32,20 | 1,436,80 |

NERA



Formatos / Sizes / Formats

25x150 ▼10,5 mm
9,84"x59,05" ▲10,5 mm
REC.

20x120 ▼10,5 mm
7,87"x47,24" ▲10,5 mm
REC.

15x90 ▼10 mm
5,90"x35,43" ▲10 mm



| | | | | | | |
|--------|------|--------|------|-----|--------------------|--|
| ● Nera | Haya | 25x150 | Rec. | M96 | 017.285.0165.09740 | |
| ● Nera | Haya | 20x120 | Rec. | M73 | 017.871.0165.09740 | |
| ● Nera | Haya | 15x90 | | M59 | 015.793.0165.09740 | |



| | | | | | | |
|--------|-------|--------|------|-----|--------------------|--|
| ● Nera | Abeto | 25x150 | Rec. | M96 | 017.285.0266.09740 | |
| ● Nera | Abeto | 20x120 | Rec. | M73 | 017.871.0266.09740 | |
| ● Nera | Abeto | 15x90 | | M59 | 015.793.0266.09740 | |



| | | | | | | |
|--------|-------|--------|------|-----|--------------------|--|
| ● Nera | Roble | 25x150 | Rec. | M96 | 017.285.0036.09740 | |
| ● Nera | Roble | 20x120 | Rec. | M73 | 017.871.0036.09740 | |
| ● Nera | Roble | 15x90 | | M59 | 015.793.0036.09740 | |



| | | | | | | |
|--------|-------|--------|------|-----|--------------------|--|
| ● Nera | Nogal | 25x150 | Rec. | M96 | 017.285.0034.09740 | |
| ● Nera | Nogal | 20x120 | Rec. | M73 | 017.871.0034.09740 | |
| ● Nera | Nogal | 15x90 | | M59 | 015.793.0034.09740 | |

Peldaño Extrusionado Nera

| | | | | | |
|---------|--------|------|------|--------------------|--|
| ● Haya | 32x120 | Rec. | P331 | 041.421.0165.09740 | |
| ● Abeto | 32x120 | Rec. | P331 | 041.421.0266.09740 | |
| ● Roble | 32x120 | Rec. | P331 | 041.421.0036.09740 | |
| ● Nogal | 32x120 | Rec. | P331 | 041.421.0034.09740 | |

Pd. Ag. Ángulo Remate Nera

| | | | | | |
|---------|------|------|-----|--------------------|--|
| ● Haya | 3x32 | Rec. | P45 | 041.881.0165.09740 | |
| ● Abeto | 3x32 | Rec. | P45 | 041.881.0266.09740 | |
| ● Roble | 3x32 | Rec. | P45 | 041.881.0036.09740 | |
| ● Nogal | 3x32 | Rec. | P45 | 041.881.0034.09740 | |



Disponible en / Available in / Disponible:
Rlv. Nera 30x90 Rev. Pasta Blanca / White body wall tiles /
Revêtement pâte blanche - Pág. / Page / Page 232



Pvto. / Floor / Sol: Nera Roble 25x150

Piezas especiales / Special pieces / Pièces especiales

Consultar en página / Consult on page / Consulter en page: 344

| *PELDAÑO GRADONE | *ÁNGULO GRADONE | *PELDAÑO RANURADO | *ÁNGULO RANURADO | *PELDAÑO EXTRUSIONADO | *TAPA REMATE-ÁNGULO DERECHO/IZQUIERDO | *RODAPIÉ C/ROMO |
|------------------|-----------------|-------------------|------------------|-----------------------|---------------------------------------|-----------------|
| | | | | | | |

Empaquetado / Packaging / Emballage

| Formato | pz/cj | m ² /cj | cj/pl | m ² /pl | kg/cj | kg/pl |
|---------|-------|--------------------|-------|--------------------|-------|----------|
| 25x150 | 4 | 1.50 | 40 | 60.00 | 35.00 | 1.430.00 |
| 20x120 | 6 | 1.44 | 44 | 63.36 | 32.20 | 1.436.80 |
| 15x90 | 8 | 1.08 | 45 | 48.60 | 25.00 | 1.145.00 |
| 32x120 | 2 | - | - | - | 22.00 | - |
| 3x32 | 37 | - | - | - | 6.29 | - |

OLDMANOR



Formatos / Sizes / Formats

30x180 ▼ 11,5 mm ▲
11,81"x70,86"
REC.

25x150 ▼ 10,5 mm ▲
9,84"x59,05"
REC.

20x120 ▼ 10,5 mm ▲
7,87"x47,24"
REC.

15x90 ▼ 10 mm ▲
5,90"x35,43"

8x44,2 ▼ 8,5 mm ▲
3,14"x17,40"

8x40 ▼ 8,5 mm ▲
3,14"x15,74"

19,8x22,8 ▼ 10 mm ▲
7,79"x8,97"

30x30 (2,5x7)
11,81"x11,81"



Malla Oldmanor 30x30 (2,5x7)

| | | | |
|----------|-----|--------------------|--|
| ● Nacar | P38 | 025.618.0030.01406 | |
| ● Arena | P38 | 025.618.0017.01406 | |
| ● Ambar | P38 | 025.618.0126.01406 | |
| ● Tabaco | P38 | 025.618.0113.01406 | |



| | | | | | | |
|------------|-------|-----------|------|------|--------------------|--|
| ● Oldmanor | Nacar | 30x180 | Rec. | M139 | 017.229.0030.01406 | |
| ● Oldmanor | Nacar | 25x150 | Rec. | M96 | 017.285.0030.01406 | |
| ● Oldmanor | Nacar | 20x120 | Rec. | M73 | 017.871.0030.01406 | |
| ● Oldmanor | Nacar | 15x90 | | M59 | 015.793.0030.01406 | |
| ● Oldmanor | Nacar | 8x44,2 | | M70 | 015.681.0030.01406 | |
| ● Oldmanor | Nacar | 8x40 | | M106 | 015.223.0030.01406 | |
| ● Oldmanor | Nacar | 19,8x22,8 | | M90 | 015.292.0030.01406 | |



| | | | | | | |
|------------|-------|-----------|------|------|--------------------|--|
| ● Oldmanor | Arena | 30x180 | Rec. | M139 | 017.229.0017.01406 | |
| ● Oldmanor | Arena | 25x150 | Rec. | M96 | 017.285.0017.01406 | |
| ● Oldmanor | Arena | 20x120 | Rec. | M73 | 017.871.0017.01406 | |
| ● Oldmanor | Arena | 15x90 | | M59 | 015.793.0017.01406 | |
| ● Oldmanor | Arena | 8x44,2 | | M70 | 015.681.0017.01406 | |
| ● Oldmanor | Arena | 8x40 | | M106 | 015.223.0017.01406 | |
| ● Oldmanor | Arena | 19,8x22,8 | | M90 | 015.292.0017.01406 | |



| | | | | | | |
|------------|-------|-----------|------|------|--------------------|--|
| ● Oldmanor | Ambar | 30x180 | Rec. | M139 | 017.229.0126.01406 | |
| ● Oldmanor | Ambar | 25x150 | Rec. | M96 | 017.285.0126.01406 | |
| ● Oldmanor | Ambar | 20x120 | Rec. | M73 | 017.871.0126.01406 | |
| ● Oldmanor | Ambar | 15x90 | | M59 | 015.793.0126.01406 | |
| ● Oldmanor | Ambar | 8x44,2 | | M70 | 015.681.0126.01406 | |
| ● Oldmanor | Ambar | 8x40 | | M106 | 015.223.0126.01406 | |
| ● Oldmanor | Ambar | 19,8x22,8 | | M90 | 015.292.0126.01406 | |



| | | | | | | |
|------------|--------|-----------|------|------|--------------------|--|
| ● Oldmanor | Tabaco | 30x180 | Rec. | M139 | 017.229.0113.01406 | |
| ● Oldmanor | Tabaco | 25x150 | Rec. | M96 | 017.285.0113.01406 | |
| ● Oldmanor | Tabaco | 20x120 | Rec. | M73 | 017.871.0113.01406 | |
| ● Oldmanor | Tabaco | 15x90 | | M59 | 015.793.0113.01406 | |
| ● Oldmanor | Tabaco | 8x44,2 | | M70 | 015.681.0113.01406 | |
| ● Oldmanor | Tabaco | 8x40 | | M106 | 015.223.0113.01406 | |
| ● Oldmanor | Tabaco | 19,8x22,8 | | M90 | 015.292.0113.01406 | |

Peldaño Extrusionado Oldmanor

| | | | | | |
|----------|--------|------|------|--------------------|--|
| ● Nacar | 32x120 | Rec. | P331 | 041.421.0030.01406 | |
| ● Arena | 32x120 | Rec. | P331 | 041.421.0017.01406 | |
| ● Ambar | 32x120 | Rec. | P331 | 041.421.0126.01406 | |
| ● Tabaco | 32x120 | Rec. | P331 | 041.421.0113.01406 | |

Pd. Ag. Ángulo Remate Oldmanor

| | | | | | |
|----------|------|------|-----|--------------------|--|
| ● Nacar | 3x32 | Rec. | P45 | 041.881.0030.01406 | |
| ● Arena | 3x32 | Rec. | P45 | 041.881.0017.01406 | |
| ● Ambar | 3x32 | Rec. | P45 | 041.881.0126.01406 | |
| ● Tabaco | 3x32 | Rec. | P45 | 041.881.0113.01406 | |



Pvto. / Floor / Sol: Oldmanor Ambar 25x150

Piezas especiales / Special pieces / Pièces especiales

Consultar en página / Consult on page / Consulter en page: 344

| *PELDAÑO GRADONE | *ÁNGULO GRADONE | *PELDAÑO RANURADO | *ÁNGULO RANURADO | *PELDAÑO EXTRUSIONADO | *TAPA REMATE-ÁNGULO DERECHO/IZQUIERDO | *RODAPIÉ C/ROMO |
|------------------|-----------------|-------------------|------------------|-----------------------|---------------------------------------|-----------------|
| | | | | | | |

Empaquetado / Packaging / Emballage

| Formato | pz/cj | m²/cj | cj/pl | m²/pl | kg/cj | kg/pl |
|-----------|-------|-------|-------|-------|-------|----------|
| 30x180 | 3 | 1.62 | 30 | 48.60 | 45.00 | 1,410.00 |
| 25x150 | 4 | 1.50 | 40 | 60.00 | 35.00 | 1,430.00 |
| 20x120 | 6 | 1.44 | 44 | 63.36 | 32.20 | 1,436.80 |
| 15x90 | 8 | 1.08 | 45 | 48.60 | 25.00 | 1,145.00 |
| 8x44,2 | 30 | 1.06 | 65 | 68.90 | 18.60 | 1,229.00 |
| 8x40 | 30 | 0.96 | 65 | 62.40 | 16.63 | 1,100.95 |
| 19,8x22,8 | 24 | 0.84 | 48 | 40.32 | 18.00 | 884.00 |
| 32x120 | 2 | - | - | - | 22.00 | - |
| 3x32 | 37 | - | - | - | 6.29 | - |




OLDMANOR



CLASE 1

Formatos / Sizes / Formats

90x90
35,43"x35,43"
▼10,5
▲mm
REC.




Ambar



Tabaco

● Oldmanor Clásico 90x90 Rec. M91 017.804.0299.01406



Tabaco



Cuero

● Oldmanor Dark 90x90 Rec. M91 017.804.0184.01406



Pvto. / Floor / Sol: Oldmanor Clásico 90x90



Empaquetado / Packaging / Emballage

| Formato | pz/cj | m ² /cj | cj/pl | m ² /pl | kg/cj | kg/pl |
|---------|-------|--------------------|-------|--------------------|-------|----------|
| 90x90 | 2 | 1,62 | 27 | 43,74 | 40,00 | 1,110,00 |

PINE WOOD



Formatos / Sizes / Formats

20x120
7,87"x47,24"
▼ 10,5 mm
▲ REC.



● Pine Wood Sand 20x120 Rec. M73 017.871.0119.12258



● Pine Wood Nature 20x120 Rec. M73 017.871.0704.12258



● Pine Wood Moka 20x120 Rec. M73 017.871.0240.12258



● Pine Wood Argent 20x120 Rec. M73 017.871.0135.12258



Pvto. / Floor / Sol: Pine Wood Nature 20x120



Piezas especiales / Special pieces / Pièces especiales

Consultar en página / Consult on page / Consulter en page: 344

| *PELDAÑO GRADONE | *ÁNGULO GRADONE | *PELDAÑO RANURADO | *ÁNGULO RANURADO | *RODAPIÉ C/ROMO |
|------------------|-----------------|-------------------|------------------|-----------------|
| | | | | |

Empaquetado / Packaging / Emballage

| Formato | pz/cj | m ² /cj | cj/pl | m ² /pl | kg/cj | kg/pl |
|---------|-------|--------------------|-------|--------------------|-------|----------|
| 20x120 | 6 | 1,44 | 44 | 63,36 | 32,20 | 1,436,80 |

ROVERE



EXT.

Formatos / Sizes / Formats

30x180
11,81"x70,86"
▼ 11,5 mm
▲ 11,5 mm
REC.

25x150
9,84"x59,05"
▼ 10,5 mm
▲ 10,5 mm
REC.

20x120
7,87"x47,24"
▼ 10,5 mm
▲ 10,5 mm
REC.


15x90
5,90"x35,43"
▼ 10 mm
▲ 10 mm

8x44,2
3,14"x17,40"
▼ 8,5 mm
▲ 8,5 mm

8x40
3,14"x15,74"
▼ 8,5 mm
▲ 8,5 mm

19,8x22,8
7,79"x8,97"
▼ 10 mm
▲ 10 mm

30x30 (2,5x7)
11,81"x11,81"
▼ 10 mm
▲ 10 mm



Malla Rovere 30x30 (2,5x7)

| | | | |
|----------|-----|--------------------|--|
| ● Desert | P38 | 025.618.0364.09741 | |
| ● Bark | P38 | 025.618.0476.09741 | |
| ● Honey | P38 | 025.618.0358.09741 | |
| ● Brown | P38 | 025.618.0109.09741 | |



| | | | | | | |
|---------------|--------|-----------|------|------|--------------------|--|
| ● Rovere | Desert | 30x180 | Rec. | M139 | 017.229.0364.09741 | |
| ● Rovere | Desert | 25x150 | Rec. | M96 | 017.285.0364.09741 | |
| ● Rovere | Desert | 20x120 | Rec. | M73 | 017.871.0364.09741 | |
| ● Rovere Ext. | Desert | 20x120 | Rec. | M73 | 017.871.0364.12104 | |
| ● Rovere | Desert | 15x90 | | M59 | 015.793.0364.09741 | |
| ● Rovere | Desert | 8x44,2 | | M70 | 015.681.0364.09741 | |
| ● Rovere | Desert | 8x40 | | M106 | 015.223.0364.09741 | |
| ● Rovere | Desert | 19,8x22,8 | | M90 | 015.292.0364.09741 | |



| | | | | | | |
|---------------|------|-----------|------|------|--------------------|--|
| ● Rovere | Bark | 30x180 | Rec. | M139 | 017.229.0476.09741 | |
| ● Rovere | Bark | 25x150 | Rec. | M96 | 017.285.0476.09741 | |
| ● Rovere | Bark | 20x120 | Rec. | M73 | 017.871.0476.09741 | |
| ● Rovere Ext. | Bark | 20x120 | Rec. | M73 | 017.871.0476.12104 | |
| ● Rovere | Bark | 15x90 | | M59 | 015.793.0476.09741 | |
| ● Rovere | Bark | 8x44,2 | | M70 | 015.681.0476.09741 | |
| ● Rovere | Bark | 8x40 | | M106 | 015.223.0476.09741 | |
| ● Rovere | Bark | 19,8x22,8 | | M90 | 015.292.0476.09741 | |



| | | | | | | |
|---------------|-------|-----------|------|------|--------------------|--|
| ● Rovere | Honey | 30x180 | Rec. | M139 | 017.229.0358.09741 | |
| ● Rovere | Honey | 25x150 | Rec. | M96 | 017.285.0358.09741 | |
| ● Rovere | Honey | 20x120 | Rec. | M73 | 017.871.0358.09741 | |
| ● Rovere Ext. | Honey | 20x120 | Rec. | M73 | 017.871.0358.12104 | |
| ● Rovere | Honey | 15x90 | | M59 | 015.793.0358.09741 | |
| ● Rovere | Honey | 8x44,2 | | M70 | 015.681.0358.09741 | |
| ● Rovere | Honey | 8x40 | | M106 | 015.223.0358.09741 | |
| ● Rovere | Honey | 19,8x22,8 | | M90 | 015.292.0358.09741 | |



| | | | | | | |
|---------------|-------|-----------|------|------|--------------------|--|
| ● Rovere | Brown | 30x180 | Rec. | M139 | 017.229.0109.09741 | |
| ● Rovere | Brown | 25x150 | Rec. | M96 | 017.285.0109.09741 | |
| ● Rovere | Brown | 20x120 | Rec. | M73 | 017.871.0109.09741 | |
| ● Rovere Ext. | Brown | 20x120 | Rec. | M73 | 017.871.0109.12104 | |
| ● Rovere | Brown | 15x90 | | M59 | 015.793.0109.09741 | |
| ● Rovere | Brown | 8x44,2 | | M70 | 015.681.0109.09741 | |
| ● Rovere | Brown | 8x40 | | M106 | 015.223.0109.09741 | |
| ● Rovere | Brown | 19,8x22,8 | | M90 | 015.292.0109.09741 | |

Peldaño Extrusionado Rovere

| | | | | | |
|----------|--------|------|------|--------------------|--|
| ● Desert | 32x120 | Rec. | P331 | 041.421.0364.09741 | |
| ● Bark | 32x120 | Rec. | P331 | 041.421.0476.09741 | |
| ● Honey | 32x120 | Rec. | P331 | 041.421.0358.09741 | |
| ● Brown | 32x120 | Rec. | P331 | 041.421.0109.09741 | |

Pd. Ag. Ángulo Remate Rovere

| | | | | | |
|----------|------|------|-----|--------------------|--|
| ● Desert | 3x32 | Rec. | P45 | 041.881.0364.09741 | |
| ● Bark | 3x32 | Rec. | P45 | 041.881.0476.09741 | |
| ● Honey | 3x32 | Rec. | P45 | 041.881.0358.09741 | |
| ● Brown | 3x32 | Rec. | P45 | 041.881.0109.09741 | |



Disponible en / Available in / Disponible:
Rlv. Rovere 40x120 Rev. Pasta Blanca / White body wall tiles /
Revêtement pâte blanche - Pág. / Page / Page 242



Rvto. / Wall / Rvtm.: Plain White 120x260 - Rovere Honey 8x40
Pvto. / Floor / Sol: Rovere Honey 20x120

Piezas especiales / Special pieces / Pièces especiales

Consultar en página / Consult on page / Consulter en page: 344

| *PELDAÑO GRADONE | *ÁNGULO GRADONE | *PELDAÑO RANURADO | *ÁNGULO RANURADO | *PELDAÑO EXTRUSIONADO | *TAPA REMATE-ÁNGULO DERECHO/IZQUIERDO | *RODAPIÉ C/ROMO |
|------------------|-----------------|-------------------|------------------|-----------------------|---------------------------------------|-----------------|
| | | | | | | |

Empaquetado / Packaging / Emballage

| Formato | pz/cj | m²/cj | cj/pl | m²/pl | kg/cj | kg/pl |
|-----------|-------|-------|-------|-------|-------|----------|
| 30x180 | 3 | 1.62 | 30 | 48.60 | 45.00 | 1,410.00 |
| 25x150 | 4 | 1.50 | 40 | 60.00 | 35.00 | 1,430.00 |
| 20x120 | 6 | 1.44 | 44 | 63.36 | 32.20 | 1,436.80 |
| 15x90 | 8 | 1.08 | 45 | 48.60 | 25.00 | 1,145.00 |
| 8x44,2 | 30 | 1.06 | 65 | 68.90 | 18.60 | 1,229.00 |
| 8x40 | 30 | 0.96 | 65 | 62.40 | 16.63 | 1,100.95 |
| 19,8x22,8 | 24 | 0.84 | 48 | 40.32 | 18.00 | 884.00 |
| 32x120 | 2 | - | - | - | 22.00 | - |
| 3x32 | 37 | - | - | - | 6.29 | - |

SONOMA



20MM

Formatos / Sizes / Formats

20x120 ▼ 10,5 mm
7,87"x47,24" **REC.**

30x120,5 ▼ 20 mm
11,81"x47,44" **REC.**

30,5x121 ▼ 20 mm
12,01"x47,64"



| | | | | | | |
|----------|--------|------------------|------|------|--------------------|--|
| ● Sonoma | Nordic | 20x120 | Rec. | M73 | 017.871.0341.00323 | |
| ● Sonoma | Nordic | 30,5x121 (20 mm) | | M139 | 011.295.0341.00323 | |
| ● Sonoma | Nordic | 30x120,5 (20 mm) | Rec. | M174 | 035.700.0341.00323 | |



| | | | | | | |
|----------|--------|------------------|------|------|--------------------|--|
| ● Sonoma | Cognac | 20x120 | Rec. | M73 | 017.871.0342.00323 | |
| ● Sonoma | Cognac | 30,5x121 (20 mm) | | M139 | 011.295.0342.00323 | |
| ● Sonoma | Cognac | 30x120,5 (20 mm) | Rec. | M174 | 035.700.0342.00323 | |



| | | | | | | |
|----------|-------|------------------|------|------|--------------------|--|
| ● Sonoma | Honey | 20x120 | Rec. | M73 | 017.871.0358.00323 | |
| ● Sonoma | Honey | 30,5x121 (20 mm) | | M139 | 011.295.0358.00323 | |
| ● Sonoma | Honey | 30x120,5 (20 mm) | Rec. | M174 | 035.700.0358.00323 | |



Pvto. / Floor / Sol: Sonoma Honey 30x120,5 (20mm) Rec.

DECORSTONE
GRES PORCELÁNICO RECTIFICADO · RECTIFIED PORCELAIN TILES · GRÈS CÉRAMÉ RECTIFIÉE

COMPACTTO PEDRA
GRES PORCELÁNICO / GRES PORCELÁNICO RECTIFICADO · PORCELAIN TILES / RECTIFIED PORCELAIN TILES · GRÈS CÉRAMÉ / GRÈS CÉRAMÉ RECTIFIÉE



Pvto. / Floor / Sol: Sonoma Nordic 20x120

Piezas especiales / Special pieces / Pièces especiales

Consultar en página / Consult on page / Consulter en page: 344

| *PELDAÑO GRADONE | *ÁNGULO GRADONE | *PELDAÑO RANURADO | *ÁNGULO RANURADO | *RODAPIÉ C/ROMO |
|------------------|-----------------|-------------------|------------------|-----------------|
| | | | | |
| | | NO 20mm | NO 20mm | NO 20mm |

Empaquetado / Packaging / Emballage

| Formato | pz/cj | m ² /cj | cj/pl | m ² /pl | kg/cj | kg/pl |
|------------------|-------|--------------------|-------|--------------------|-------|----------|
| 20x120 | 6 | 1.44 | 44 | 63.36 | 32.20 | 1.436.80 |
| 30,5x121 (20 mm) | 2 | 0.74 | 30 | 22.20 | 35.47 | 1.084.10 |
| 30x120,5 (20 mm) | 2 | 0.72 | 30 | 21.60 | 32.80 | 1.004.00 |

The background of the entire page is a detailed, grayscale image of marbled paper. The pattern consists of intricate, swirling, and layered lines of varying shades of gray, creating a complex, organic texture. The lines flow across the page, with some areas appearing more densely packed than others, giving it a sense of depth and movement.


REVESTIMIENTO PASTA BLANCA

WHITE BODY WALL TILES
REVÊTEMENT PÂTE BLANCHE



Formatos / Sizes / Formats

30x90
 11,81"x35,43"
 8,7 mm
REC.



● Adair Blanco 30x90 Rec. M64 031.872.0012.00084



● Adair Tortora 30x90 Rec. M64 031.872.0297.00084



● Rlv. Adair Mix 30x90 Rec. M64 031.872.0100.00067



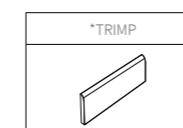
● Mold. Metal Brillo 1,5x90 P38 032.007.0804.01211



Rvto. / Wall / Rvtm.: **Rlv. Adair Mix 30x90 - Adair Tortora 30x90**
 Pvto. / Floor / Sol: **K-Wood Desert 20x120**

Piezas especiales / Special pieces / Pièces especiales (No Rlv.)

Consultar en página / Consult on page / Consulter en page: 344



Empaquetado / Packaging / Emballage

| Formato | pz/cj | m ² /cj | cj/pl | m ² /pl | kg/cj | kg/pl |
|---------|-------|--------------------|-------|--------------------|-------|----------|
| 30x90 | 5 | 1.35 | 63 | 85.05 | 20.22 | 1,295.86 |
| 1,5x90 | 21 | - | - | - | 5.50 | - |




AGERI



Formatos / Sizes / Formats

| | | | |
|----------------------------------|------|---------------------------------------|------|
| 33,3x100 13,11"x39,37" | 7 mm | 33,3x100 Rlv. 13,11"x39,37" | 8 mm |
| REC. | | REC. | |



• Ageri Blanco 33,3x100 Rec. M64 031.627.0012.02566



• Rlv. Ageri Azul 33,3x100 Rec. M64 031.627.0004.04726



• Ageri Ceniza 33,3x100 Rec. M64 031.627.0019.02566



• Alessia Perla 33,3x100 Rec. M64 031.627.0037.09865



• Ageri Taupe 33,3x100 Rec. M64 031.627.0285.02566



• Alessia Crema 33,3x100 Rec. M64 031.627.0096.09865

• Mold. Metal Brillo 1,5x100 P35 032.430.0804.01211

• Mold. Metal Bronce Brillo 1,5x100 P39 032.430.0336.01211

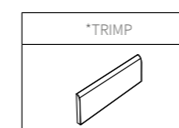
• Mold. Metal Mate 1,5x100 P35 032.430.0803.01211



Rvto. / Wall / Rvtrm.: **Ageri Blanco 33,3x100 - Rlv. Ageri Azul 33,3x100**
Pvto. / Floor / Sol: **Oldmanor Tabaco 25x150**

Piezas especiales / Special pieces / Pièces especiales (No Rlv. / No Dec.)

Consultar en página / Consult on page / Consulter en page: 344



Empaquetado / Packaging / Emballage

| Formato | pz/cj | m ² /cj | cj/pl | m ² /pl | kg/cj | kg/pl |
|---------------|-------|--------------------|-------|--------------------|-------|----------|
| 33,3x100 | 6 | 2.00 | 48 | 96.00 | 24.00 | 1,174.00 |
| 33,3x100 Rlv. | 5 | 1.67 | 48 | 80.16 | 25.00 | 1,220.00 |
| 1,5x100 | 12 | - | - | - | 2.60 | - |



AGERI/PIETRA RIGHE



Formatos / Sizes / Formats

33,3x100
13,11"x39,37"
REC.



• Ageri Blanco 33,3x100 Rec. M64 031.627.0012.02566




• Ageri Pietra Blanco 33,3x100 Rec. M64 031.627.0012.10579




• Ageri Ceniza 33,3x100 Rec. M64 031.627.0019.02566



• Pietra Righe Perla 33,3x100 Rec. M64 031.627.0037.10580



• Ageri Taupe 33,3x100 Rec. M64 031.627.0285.02566



• Pietra Righe Crema 33,3x100 Rec. M64 031.627.0096.10580

• Mold. Metal Brillo 1,5x100 P35 032.430.0804.01211

• Mold. Metal Bronce Brillo 1,5x100 P39 032.430.0336.01211

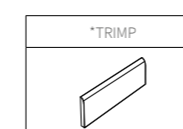
• Mold. Metal Mate 1,5x100 P35 032.430.0803.01211



Rvto. / Wall / Rvrm.: **Ageri Ceniza 33,3x100 - Pietra Righe Perla 33,3x100**
Pvto. / Floor / Sol: **Oldmanor Ambar 25x150**

Piezas especiales / Special pieces / Pièces especiales (No Rlv. / No Dec.)

Consultar en página / Consult on page / Consulter en page: 344



Empaquetado / Packaging / Emballage

| Formato | pz/cj | m ² /cj | cj/pl | m ² /pl | kg/cj | kg/pl |
|----------|-------|--------------------|-------|--------------------|-------|----------|
| 33,3x100 | 6 | 2.00 | 48 | 96.00 | 24.00 | 1,174.00 |
| 1,5x100 | 12 | - | - | - | 2.60 | - |



ALBION



Formatos / Sizes / Formats

30x90
11,81"x35,43"
8,7 mm
REC.



Albion Blanco 30x90 Rec. M64 031.872.0012.00083



Albion Tortora 30x90 Rec. M64 031.872.0297.00083



Rlv. Albion Mix 30x90 Rec. M64 031.872.0100.00094

Mold. Metal Brillo 1,5x90 P38 032.007.0804.01211



Rvto. / Wall / Rvtm.: **Rlv. Albion Mix 30x90 - Albion Blanco 30x90**
Pvto. / Floor / Sol: **K-Wood Moka 20x120**



Empaquetado / Packaging / Emballage

| Formato | pz/cj | m ² /cj | cj/pl | m ² /pl | kg/cj | kg/pl |
|---------|-------|--------------------|-------|--------------------|-------|----------|
| 30x90 | 5 | 1.35 | 63 | 85.05 | 20.22 | 1,295.86 |
| 1,5x90 | 21 | - | - | - | 5.50 | - |



Formatos / Sizes / Formats

25x75
9,84"x29,53"



● Anza Gris 25x75 M46 027.725.0002.01004



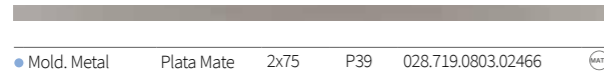
● Anza Blanco 25x75 M46 027.725.0012.01004



● Anza Taupe 25x75 M46 027.725.0285.01004



● Rlv. Anza Mix 25x75 M46 027.725.0100.00065



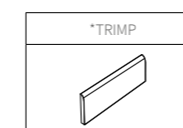
● Mold. Metal Plata Mate 2x75 P39 028.719.0803.02466



Rvto. / Wall / Rvto.: Anza Gris 25x75 - Anza Blanco 25x75 - Rlv. Anza Mix 25x75
Pvto. / Floor / Sol: Konzept Taupe 60x60

Piezas especiales / Special pieces / Pièces especiales (No Rlv.)

Consultar en página / Consult on page / Consulter en page: 344



Empaquetado / Packaging / Emballage


| Formato | pz/cj | m ² /cj | cj/pl | m ² /pl | kg/cj | kg/pl |
|---------|-------|--------------------|-------|--------------------|-------|----------|
| 25x75 | 7 | 1.31 | 48 | 62.88 | 20.50 | 1,004.00 |
| 2x75 | 21 | - | - | - | 5.76 | - |





Formatos / Sizes / Formats

| | |
|-------------------------------|-----------|
| 30x90 11,81"x35,43" | 8,7 mm |
| REC. | |



● Atka Blanco 30x90 Rec. M64 031.872.0012.00082




● Rlv. Atka Blanco 30x90 Rec. M64 031.872.0012.00068



● Mold. Metal Brillo 1,5x90 P38 032.007.0804.01211



Variación Cromática / Colour Variation / Variation Chromatique



Empaquetado / Packaging / Emballage

| Formato | pz/cj | m ² /cj | cj/pl | m ² /pl | kg/cj | kg/pl |
|---------|-------|--------------------|-------|--------------------|-------|----------|
| 30x90 | 5 | 1.35 | 63 | 85.05 | 20.22 | 1,295.86 |
| 1,5x90 | 21 | - | - | - | 5.50 | - |



BOLSENA - VICO - PONTESEI



Formatos / Sizes / Formats

30x90
11,81"x35,43"
▼ 8,7 mm
▲
REC.

31,5x34
12,40"x13,38"



• Bolsena Blanco 30x90 Rec. M64 031.872.0012.00311



• Rlv. Bolsena Blanco 30x90 Rec. M64 031.872.0012.00318



• Vico Nacar 30x90 Rec. M64 031.872.0030.00305



• Rlv. Vico Nacar 30x90 Rec. M64 031.872.0030.00314

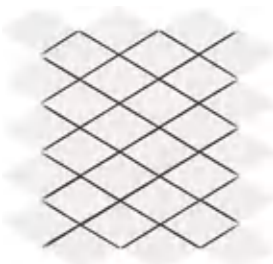


• Pontesei Negro 30x90 Rec. M64 031.872.0003.00313



• Rlv. Pontesei Negro 30x90 Rec. M64 031.872.0003.00371


• Mold. Metal Brillo 1,5x90 P38 032.007.0804.01211



• Malla Vogue Blanco 31,5x34 P35 028.204.0012.00572



• Malla Vogue Nacar 31,5x34 P35 028.204.0030.00572



• Malla Vogue Negro 31,5x34 P35 028.204.0003.00572



Rvto. / Wall / Rvrm.: Rlv. Pontesei Negro 30x90 - Bolsena Blanco 30x90



Empaquetado / Packaging / Emballage

| Formato | pz/cj | m ² /cj | cj/pl | m ² /pl | kg/cj | kg/pl |
|---------|-------|--------------------|-------|--------------------|-------|----------|
| 30x90 | 5 | 1.35 | 63 | 85.05 | 20.22 | 1,295.86 |
| 31,5x34 | 7 | - | - | - | 10.64 | - |
| 1,5x90 | 21 | - | - | - | 5.50 | - |

BRIENZ



Formatos / Sizes / Formats

| | | | |
|----------------------------------|------|---------------------------------------|------|
| 33,3x100 13,11"x39,37" | 7 mm | 33,3x100 Rlv. 13,11"x39,37" | 8 mm |
| REC. | | REC. | |



• Brienz Ice 33,3x100 Rec. M64 031.627.0667.02985



• Brienz Ceniza 33,3x100 Rec. M64 031.627.0019.02985



• Rlv. Brienz Ceniza 33,3x100 Rec. M64 031.627.0019.03817



• Dec. Brienz Ceniza 33,3x100 Rec. M64 031.627.0019.03820



• Mold. Metal Brillo 1,5x100 P35 032.430.0804.01211



• Mold. Metal Mate 1,5x100 P35 032.430.0803.01211



• Brienz Blanco 33,3x100 Rec. M64 031.627.0012.02985



• Brienz Marengo 33,3x100 Rec. M64 031.627.0028.02985



• Rlv. Brienz Marengo 33,3x100 Rec. M64 031.627.0028.03817



• Dec. Brienz Marengo 33,3x100 Rec. M64 031.627.0028.03820



• Mold. Metal Bronce Brillo 1,5x100 P39 032.430.0336.01211

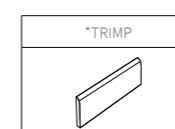
Disponibile en / Available in / Disponible:
Brienz 20x60 Rev. Pasta Roja / Red body wall tiles / Revêtement pâte rouge - Pág. / Page / Page 294



Rvto. / Wall / Rvtm.: **Brienz Ceniza 33,3x100 - Rlv. Brienz Ceniza 33,3x100**
 Pvto. / Floor / Sol: **Oldmanor Tabaco 25x150**

Piezas especiales / Special pieces / Pièces especiales (No Rlv. / No Dec.)

Consultar en página / Consult on page / Consulter en page: 344



Empaquetado / Packaging / Emballage


| Formato | pz/cj | m ² /cj | cj/pl | m ² /pl | kg/cj | kg/pl |
|---------------|-------|--------------------|-------|--------------------|-------|----------|
| 33,3x100 | 6 | 2.00 | 48 | 96.00 | 24.00 | 1,174.00 |
| 33,3x100 Rlv. | 5 | 1.67 | 48 | 80.16 | 25.00 | 1,220.00 |
| 1,5x100 | 12 | - | - | - | 2.60 | - |

CALACATA GOLD




Formatos / Sizes / Formats

30x90
 11,81"x35,43"
 8,7 mm
REC.



● Calacata Gold Brillo 30x90 Rec. M64 031.872.0804.11841



● Calacata Gold Mate 30x90 Rec. M64 031.872.0803.11841



● Rlv. Lacio 30x90 Rec. M64 031.872.0001.12210



● Rlv. Agar 30x90 Rec. M64 031.872.0001.00085



Rvto. / Wall / Rvtrm.: Calacata Gold Mate 30x90 - Rlv. Agar 30x90



Rvto. / Wall / Rvtrm.: Calacata Gold Brillo 30x90 - Rlv. Lacio 30x90
 Pvlo. / Floor / Sol: Essenza Tortora 60x60



Disponible en / Available in / Disponible:
 Calacata Gold Gres Porcelánico / Porcelain Tiles / Grès Cérame
 Pág. / Page / Page 96

Empaquetado / Packaging / Emballage


| Formato | pz/cj | m ² /cj | cj/pl | m ² /pl | kg/cj | kg/pl |
|---------|-------|--------------------|-------|--------------------|-------|----------|
| 30x90 | 5 | 1.35 | 63 | 85.05 | 20.22 | 1.295.86 |

CALACATA WHITE




Formatos / Sizes / Formats

30x90
11,81"x35,43"
8,7 mm
REC.



● Calacata White Brillo 30x90 Rec. M64 031.872.0804.12261




● Calacata White Mate 30x90 Rec. M64 031.872.0803.12261



● Rlv. Crest 30x90 Rec. M64 031.872.0001.00211



● Rlv. Cowan 30x90 Rec. M64 031.872.0001.00213



Rvto. / Wall / Rvrm.: Calacata White Mate 30x90 - Rlv. Cowan 30x90



Rvto. / Wall / Rvrm.: Calacata White Brillo 30x90 - Rlv. Crest 30x90
Pvto. / Floor / Sol: Oldmanor Ambar 20x120



Disponible en / Available in / Disponible:
Calacata Gold Gres Porcelánico / Porcelain Tiles / Grès Cérame
Pág. / Page / Page 98

Empaquetado / Packaging / Emballage

| Formato | pz/cj | m ² /cj | cj/pl | m ² /pl | kg/cj | kg/pl |
|---------|-------|--------------------|-------|--------------------|-------|----------|
| 30x90 | 5 | 1.35 | 63 | 85.05 | 20.22 | 1.295.86 |



Formatos / Sizes / Formats

| | | | |
|----------------------------------|---|-------------------------------|--------------------------|
| 33,3x100 13,11"x39,37" | ▼ 7 mm ▲ 8 mm Rlv. ▼ 8 mm REC. | 30x60 11,81"x23,62" | ▼ 7 mm ▲ 8 mm REC. |
|----------------------------------|---|-------------------------------|--------------------------|



| | | | | | | |
|-----------|--------|----------|------|-----|--------------------|--|
| • Cellini | Brillo | 33,3x100 | Rec. | M64 | 031.627.0804.09556 | |
| • Cellini | Mate | 33,3x100 | Rec. | M64 | 031.627.0803.09556 | |
| • Cellini | Brillo | 30x60 | Rec. | M44 | 031.547.0804.09556 | |
| • Cellini | Mate | 30x60 | Rec. | M44 | 031.547.0803.09556 | |



| | | | | | | |
|----------------|--------|----------|------|-----|--------------------|--|
| • Rlv. Cellini | Brillo | 33,3x100 | Rec. | M64 | 031.627.0804.10102 | |
| • Rlv. Cellini | Mate | 33,3x100 | Rec. | M64 | 031.627.0803.10102 | |
| • Rlv. Cellini | Brillo | 30x60 | Rec. | M44 | 031.547.0804.10102 | |
| • Rlv. Cellini | Mate | 30x60 | Rec. | M44 | 031.547.0803.10102 | |

| | | | | | |
|---------------|--------|---------|-----|--------------------|--|
| • Mold. Metal | Brillo | 1,5x100 | P35 | 032.430.0804.01211 | |
|---------------|--------|---------|-----|--------------------|--|

| | | | | | |
|---------------|------|---------|-----|--------------------|--|
| • Mold. Metal | Mate | 1,5x100 | P35 | 032.430.0803.01211 | |
|---------------|------|---------|-----|--------------------|--|

| | | | | | |
|---------------|---------------|---------|-----|--------------------|--|
| • Mold. Metal | Bronce Brillo | 1,5x100 | P39 | 032.430.0336.01211 | |
|---------------|---------------|---------|-----|--------------------|--|


***TRIMP** Piezas especiales / Special pieces / Pièces especiales
(No Rlv. / No Dec.)

Consultar en página / Consult on page / Consulter en page: 344



Combinalo con... / combine it with / combiné avec
Desert 33,3x100 Pág. / Page / Page 186
Torano 33,3x100 Pág. / Page / Page 252
Wells 33,3x100 Pág. / Page / Page 266

Disponibile en / Available in / Disponible:
Cellini Gres Porcelánico / Porcelain Tiles / Grès Cérame - MATERIA



Rvto. / Wall / Rvtrm.: **Cellini Brillo 33,3x100 - Rlv. Cellini Brillo 33,3x100**
Pvto. / Floor / Sol: **Oldmanor Ambar 25x150**



• Oasis Mix 33,3x100 Rec. M64 031.627.0100.10100



• Class Mix 33,3x100 Rec. M64 031.627.0100.10354

Empaquetado / Packaging / Emballage

| Formato | pz/cj | m ² /cj | cj/pl | m ² /pl | kg/cj | kg/pl |
|---------------|-------|--------------------|-------|--------------------|-------|----------|
| 33,3x100 | 6 | 2.00 | 48 | 96.00 | 24.00 | 1,174.00 |
| 33,3x100 Rlv. | 5 | 1.67 | 48 | 80.16 | 25.00 | 1,220.00 |
| 30x60 | 9 | 1.62 | 60 | 97.20 | 21.50 | 1,310.00 |
| 1,5x100 | 12 | - | - | - | 2.60 | - |

DESERT



Formatos / Sizes / Formats

| | |
|--------------------------------|---------|
| 40x120 15,74"x47,24" | ▼ 11 mm |
| REC. | |

| | |
|----------------------------------|--------|
| 33,3x100 13,11"x39,37" | ▼ 7 mm |
| Rlv. ▼ 8 mm | |
| REC. | |



● Desert Natural 33,3x100 Rec. M64 031.627.0102.04037

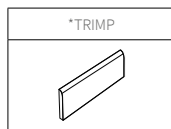


● Rlv. Desert Natural 33,3x100 Rec. M64 031.627.0102.10101

● Mold. Metal Brillo 1,5x100 P35 032.430.0804.01211

● Mold. Metal Mate 1,5x100 P35 032.430.0803.01211

● Mold. Metal Bronce Brillo 1,5x100 P39 032.430.0336.01211



Piezas especiales / Special pieces / Pièces especiales
(No Rlv. / No Dec.)

Consultar en página / Consult on page / Consulter en page: 344



Combinálo con... / combine it with / combiné avec
Cellini 33,3x100 Pág. / Page / Page 182
Torano 33,3x100 Pág. / Page / Page 252
Wells 33,3x100 Pág. / Page / Page 266

Disponible en / Available in / Disponible:
Desert Gres Porcelánico / Porcelain Tiles / Grès Cérame - MATERIA



Rvto. / Wall / Rvtrm.: Desert Natural 33,3x100 - Rlv. Desert Natural 33,3x100
Pvto. / Floor / Sol: Oldmanor Tabaco 25x150



● Oasis Mix 33,3x100 Rec. M64 031.627.0100.10100



● Class Mix 33,3x100 Rec. M64 031.627.0100.10354

Empaquetado / Packaging / Emballage

| Formato | pz/cj | m ² /cj | cj/pl | m ² /pl | kg/cj | kg/pl |
|---------------|-------|--------------------|-------|--------------------|-------|----------|
| 33,3x100 | 6 | 2.00 | 48 | 96.00 | 24.00 | 1,174.00 |
| 33,3x100 Rlv. | 5 | 1.67 | 48 | 80.16 | 25.00 | 1,220.00 |
| 1,5x100 | 12 | - | - | - | 2.60 | - |


DESERT



Formatos / Sizes / Formats

| | |
|--------------------------------|--------------|
| 40x120 15,74"x47,24" | ▼ 11 ▲ mm |
| REC. | |

| | |
|----------------------------------|-------------|
| 33,3x100 13,11"x39,37" | ▼ 7 ▲ mm |
| Riv. ▼ 8 ▲ mm | |
| REC. | |



| | | | | | | |
|----------|--------|--------|------|-----|--------------------|--------|
| ● Desert | Brillo | 40x120 | Rec. | M79 | 031.412.0804.04037 | (GLO) |
| ● Desert | Mate | 40x120 | Rec. | M79 | 031.412.0803.04037 | (MATT) |



| | | | | | | |
|---------------|--------|--------|------|-----|--------------------|--------|
| ● Riv. Desert | Brillo | 40x120 | Rec. | M79 | 031.412.0804.10101 | (GLO) |
| ● Riv. Desert | Mate | 40x120 | Rec. | M79 | 031.412.0803.10101 | (MATT) |

| | | | | | | |
|---------------|--------|---------|------|-----|--------------------|-------|
| ● Mold. Metal | Brillo | 1,5x120 | Rec. | P41 | 032.428.0804.01211 | (GLO) |
|---------------|--------|---------|------|-----|--------------------|-------|



Rvto. / Wall / Rvtm.: **Desert Brillo 40x120 - Riv. Desert Brillo 40x120 - Oldmanor Cuero 25x150 - Lux Laurants Brown 120x260**
Pvto. / Floor / Sol: **Desert Natural 120x120 Leviglass**



Disponible en / Available in / Disponible:
Desert Gres Porcelánico / Porcelain Tiles / Grès Cérame - MATERIA

Empaquetado / Packaging / Emballage

| Formato | pz/cj | m ² /cj | cj/pl | m ² /pl | kg/cj | kg/pl |
|---------|-------|--------------------|-------|--------------------|-------|--------|
| 40x120 | 3 | 1.44 | 20 | 28.80 | 28.00 | 580.00 |
| 1,5x120 | 18 | - | - | - | 5.00 | - |

DONEGAL



Formatos / Sizes / Formats

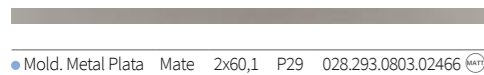
20x60 ∇ 9,5 mm
7,87"x23,62"



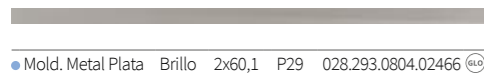
• Donegal Perla 20x60 M35 027.670.0037.01437



• Rlv. Donegal Perla 20x60 M35 027.670.0037.01450



• Mold. Metal Plata Mate 2x60,1 P29 028.293.0803.02466



• Mold. Metal Plata Brillo 2x60,1 P29 028.293.0804.02466



• Donegal Nude 20x60 M35 027.670.0383.01437



• Rlv. Donegal Nude 20x60 M35 027.670.0383.01450



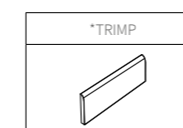
Rvto. / Wall / Rvrm.: Donegal Perla 20x60 - Rlv. Donegal Perla 20x60



Rvto. / Wall / Rvrm.: Donegal Nude 20x60 - Rlv. Donegal Nude 20x60

Piezas especiales / Special pieces / Pièces especiales (No Rlv.)

Consultar en página / Consult on page / Consulter en page: 344



Empaquetado / Packaging / Emballage

| Formato | pz/cj | m ² /cj | cj/pl | m ² /pl | kg/cj | kg/pl |
|---------|-------|--------------------|-------|--------------------|-------|----------|
| 20x60 | 9 | 1.08 | 64 | 69.12 | 17.90 | 1,165.60 |
| 2x60,1 | 10 | - | - | - | 2.05 | - |



DOSSO



Formatos / Sizes / Formats

40x120
15,74"x47,24"
11 mm
REC.

25x75
9,84"x29,53"
10 mm



• Dosso Bianco 40x120 Rec. M79 031.412.0150.10142



• Rlv. Dosso Bianco 40x120 Rec. M79 031.412.0150.10143



• Dosso Sabbia 40x120 Rec. M79 031.412.0598.10142




• Rlv. Dosso Sabbia 40x120 Rec. M79 031.412.0598.10143



Rvto. / Wall / Rvrm.: Rlv. Dosso Bianco 40x120 - Dosso Bianco 40x120



• Dosso Greige 40x120 Rec. M79 031.412.0408.10142




• Rlv. Dosso Greige 40x120 Rec. M79 031.412.0408.10143

• Mold. Metal Brillo 1,5x120 Rec. P41 032.428.0804.01211



Rvto. / Wall / Rvrm.: Rlv. Dosso Greige 40x120
Dosso Greige 40x120
Pvto. / Floor / Sol: Oldmanor Ambar 25x150



Empaquetado / Packaging / Emballage

| Formato | pz/cj | m ² /cj | cj/pl | m ² /pl | kg/cj | kg/pl |
|---------|-------|--------------------|-------|--------------------|-------|--------|
| 40x120 | 3 | 1.44 | 20 | 28.80 | 28.00 | 580.00 |
| 1,5x120 | 18 | - | - | - | 5.00 | - |

DOSSO



Formatos / Sizes / Formats

25x75
9,84"x29,53"

10 mm

40x120
15,74"x47,24"

11 mm

REC.



• Dosso Bianco 25x75 M46 027.725.0150.10142



• Lin. Dosso Bianco 25x75 M46 027.725.0150.10148



• Dosso Indigo 25x75 M46 027.725.0417.10142



• Lin. Dosso Indigo 25x75 M46 027.725.0417.10148




• Dosso Greige 25x75 M46 027.725.0408.10142



• Lin. Dosso Greige 25x75 M46 027.725.0408.10148



• Dec. Dosso Fresh 25x75 M46 027.725.0570.10149



• Mold. Metal Plata Brillo 2x75 P39 028.719.0804.02466



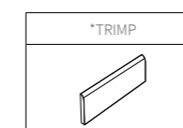
• Mold. Metal Plata Mate 2x75 P39 028.719.0803.02466



Rvto. / Wall / Rvrm.: Dosso Indigo 25x75 - Dosso Bianco 25x75 - Dec. Dosso Fresh 25x75
Pvto. / Floor / Sol: Omnia Ash 60x60

Piezas especiales / Special pieces / Pieces especiales (No Rlv. / No Dec.)

Consultar en página / Consult on page / Consulter en page: 344



Empaquetado / Packaging / Emballage

| Formato | pz/cj | m ² /cj | cj/pl | m ² /pl | kg/cj | kg/pl |
|---------|-------|--------------------|-------|--------------------|-------|----------|
| 25x75 | 7 | 1.31 | 48 | 62.88 | 20.50 | 1,004.00 |
| 2x75 | 21 | - | - | - | 5.76 | - |



DOSSO



Formatos / Sizes / Formats

25x75
9,84"x29,53"

10 mm

40x120
15,74"x47,24"

11 mm

REC.



• Dosso Sabbia 25x75 M46 027.725.0598.10142



• Dosso Miele 25x75 M46 027.725.0673.10142



• Lin. Dosso Sabbia 25x75 M46 027.725.0598.10148



• Lin. Dosso Miele 25x75 M46 027.725.0673.10148




• Dosso Argilla 25x75 M46 027.725.0599.10142



• Dec. Dosso Calido 25x75 M46 027.725.0252.10149



• Lin. Dosso Argilla 25x75 M46 027.725.0599.10148



• Mold. Metal Plata Brillo 2x75 P39 028.719.0804.02466

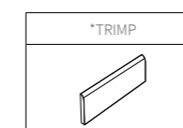
• Mold. Metal Plata Mate 2x75 P39 028.719.0803.02466



Rvto. / Wall / Rvtm.: **Dosso Sabbia 25x75 - Dosso Argilla 25x75 - Doria Sabbia 60x120**
Pvto. / Floor / Sol.: **Doria Sabbia 60x120**

Piezas especiales / Special pieces / Pieces especiales (No Rlv. / No Dec.)

Consultar en página / Consult on page / Consulter en page: 344



Empaquetado / Packaging / Emballage

| Formato | pz/cj | m ² /cj | cj/pl | m ² /pl | kg/cj | kg/pl |
|---------|-------|--------------------|-------|--------------------|-------|----------|
| 25x75 | 7 | 1.31 | 48 | 62.88 | 20.50 | 1,004.00 |
| 2x75 | 21 | - | - | - | 5.76 | - |




DUMAI



Formatos / Sizes / Formats

30x90
11,81"x35,43"
8,7 mm
REC.



• Dumai Neutro 30x90 Rec. M64 031.872.0260.09685



• Rlv. Dumai Neutro 30x90 Rec. M64 031.872.0260.09686



• Duri 30x90 Rec. M64 031.872.0001.09687




• Dumai Perla 30x90 Rec. M64 031.872.0037.09685



• Rlv. Dumai Perla 30x90 Rec. M64 031.872.0037.09686



• Mold. Metal Brillo 1,5x90 P38 032.007.0804.01211



Rvto. / Wall / Rvtm.: Duri 30x90 - Dumai Perla 30x90
Pvto. / Floor / Sol: Nera Abeto 25x150

Rvto. / Wall / Rvtm.: Dumai Perla 30x90 - Rlv. Dumai Perla 30x90
Pvto. / Floor / Sol: Elk Taupe 25x150

Empaquetado / Packaging / Emballage

| Formato | pz/cj | m ² /cj | cj/pl | m ² /pl | kg/cj | kg/pl |
|---------|-------|--------------------|-------|--------------------|-------|----------|
| 30x90 | 5 | 1.35 | 63 | 85.05 | 20.22 | 1,295.86 |
| 1,5x90 | 21 | - | - | - | 5.50 | - |



ELEGANZA



Formatos / Sizes / Formats

33,3x100
13,11"x39,37"
7 mm
REC.

Disponible en / Available in / Disponible:
Eleganza Gres Porcelánico / Porcelain Tiles / Grès Cérame
Pág. / Page / Page 32



• Eleganza Perla 33,3x100 Rec. M64 031.627.0037.11183



• Eleganza Grigio 33,3x100 Rec. M64 031.627.0213.11183



• Eleganza Blu 33,3x100 Rec. M64 031.627.0158.11183



• Eleganza Saggio 33,3x100 Rec. M64 031.627.0942.11183



• Allegro 33,3x100 Rec. M70 031.627.0001.11589



• Eleganza Beige 33,3x100 Rec. M64 031.627.0007.11183



• Eleganza Siena 33,3x100 Rec. M64 031.627.0053.11183



• Eleganza Terra 33,3x100 Rec. M64 031.627.0056.11183



• Mold. Metal Brillo 1,5x100 P35 032.430.0804.01211



• Mold. Metal Mate 1,5x100 P35 032.430.0803.01211



• Mold. Metal Bronce Brillo 1,5x100 P39 032.430.0336.01211



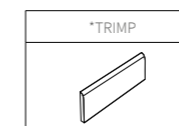
• Fiorella 33,3x100 Rec. M70 031.627.0001.11424



• Guido 33,3x100 Rec. M70 031.627.0001.11538



Rvto. / Wall / Rvtm.: Eleganza Saggio 33,3x100 - Eleganza Beige 33,3x100 - Fiorella 33,3x100
Pvto. / Floor / Sol: Eleganza Beige 60x60



Piezas especiales / Special pieces / Pièces especiales (No Rlv. / No Dec. / No 30x60)

Consultar en página / Consult on page / Consulter en page: 344

Empaquetado / Packaging / Emballage

| Formato | pz/cj | m ² /cj | cj/pl | m ² /pl | kg/cj | kg/pl |
|----------|-------|--------------------|-------|--------------------|-------|----------|
| 33,3x100 | 6 | 2.00 | 48 | 96.00 | 24.00 | 1,174.00 |
| 1,5x100 | 12 | - | - | - | 2.60 | - |



Formatos / Sizes / Formats

20x60 ∇ 9,5 mm
7,87"x23,62"



● Essen Sand 20x60 M35 027.670.0119.00304



● Essen Ash 20x60 M35 027.670.0344.00304



● Essen Gris 20x60 M35 027.670.0002.00304



● Plauen 20x60 M35 027.670.0001.09630



● Mold. Metal Plata Mate 2x60,1 P29 028.293.0803.02466



● Mold. Metal Plata Brillo 2x60,1 P29 028.293.0804.02466

Disponible en / Available in / Disponible:
Essen Gres Porcelánico / Porcelain Tiles / Grès Cérame
Pág. / Page / Page 42



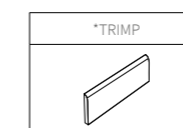
Rvto. / Wall / Rvtm.: **Essen Gris 20x60 - Werden 20x60**
Pvto. / Floor / Sol: **Elk Teka 25x150**

Rvto. / Wall / Rvtm.: **Essen Sand 20x60 - Rlv. Essen Sand 20x60**
Pvto. / Floor / Sol: **Essen Tortora 60x60**



Piezas especiales / Special pieces / Pièces especiales (No Rlv. / No Dec.)

Consultar en página / Consult on page / Consulter en page: 344



Empaquetado / Packaging / Emballage


| Formato | pz/cj | m ² /cj | cj/pl | m ² /pl | kg/cj | kg/pl |
|---------|-------|--------------------|-------|--------------------|-------|----------|
| 20x60 | 9 | 1.08 | 64 | 69.12 | 17.90 | 1,165.60 |
| 2x60,1 | 10 | - | - | - | 2.05 | - |

ESSENZA




Formatos / Sizes / Formats


| | |
|--------------------------------|----------------|
| 30x90 11,81"x35,43" | 8,7 mm REC. |
| 40x120 15,74"x47,24" | 11 mm REC. |



● Essenza Bianco 30x90 Rec. M64 031.872.0150.10433



● Essenza Perla 30x90 Rec. M64 031.872.0037.10433



● Essenza Beige 30x90 Rec. M64 031.872.0007.10433



● Mold. Metal Brillo 1,5x90 P38 032.007.0804.01211



● Chiara 30x90 Rec. M70 031.872.0001.09177



● Alloro 30x90 Rec. M70 031.872.0001.11425



Rvto. / Wall / Rvrm.: Essenza Beige 30x90 - Essenza Perla 30x90 - Alloro 30x90
Pvto. / Floor / Sol.: Essenza Tortora 60x60



Disponibile en / Available in / Disponible:
Essenza Gres Porcelánico / Porcelain Tiles / Grès Cérame
Pág. / Page / Page 44

Empaquetado / Packaging / Emballage

| Formato | pz/cj | m ² /cj | cj/pl | m ² /pl | kg/cj | kg/pl |
|---------|-------|--------------------|-------|--------------------|-------|----------|
| 30x90 | 5 | 1.35 | 63 | 85.05 | 20.22 | 1,295.86 |
| 1,5x90 | 21 | - | - | - | 5.50 | - |


ESSENZA



Formatos / Sizes / Formats

40x120
15,74"x47,24"
▲ 11 mm
REC.

30x90
11,81"x35,43"
▲ 8,7 mm
REC.




● Essenza Beige 40x120 Rec. M79 031.412.0007.10433



● Rlv. Essenza Beige 40x120 Rec. M79 031.412.0007.11400



● Rlv. Essenza Tortora 40x120 Rec. M79 031.412.0297.11400



● Essenza Bianco 40x120 Rec. M79 031.412.0150.10433



● Rlv. Essenza Bianco 40x120 Rec. M79 031.412.0150.11400



● Essenza Perla 40x120 Rec. M79 031.412.0037.10433



● Rlv. Essenza Perla 40x120 Rec. M79 031.412.0037.11400



● Rlv. Essenza Grigio 40x120 Rec. M79 031.412.0213.11400



Disponibile en / Available in / Disponible:
Essenza Gres Porcelánico / Porcelain Tiles / Grès Cérame
Pág. / Page / Page 44


Empaquetado / Packaging / Emballage

| Formato | pz/cj | m ² /cj | cj/pl | m ² /pl | kg/cj | kg/pl |
|---------|-------|--------------------|-------|--------------------|-------|--------|
| 40x120 | 3 | 1.44 | 20 | 28.80 | 28.00 | 580.00 |



Formatos / Sizes / Formats

20x60 ∇ 9,5 mm
7,87"x23,62"



● Exeter Blanco 20x60 M35 027.670.0012.00943



● Exeter Perla 20x60 M35 027.670.0037.00943



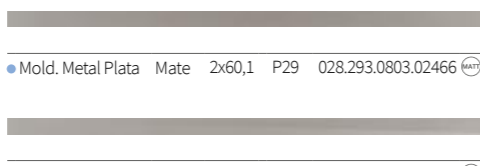
● Dec. Bordon Cement 20x60 P44 028.677.0418.00444



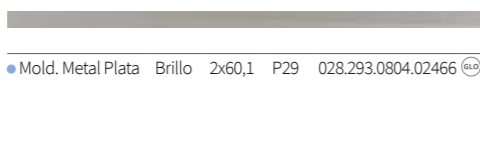
● Rlv. Exeter Blanco 20x60 M35 027.670.0012.00947



● Rlv. Exeter Perla 20x60 M35 027.670.0037.00947




● Mold. Metal Plata Mate 2x60,1 P29 028.293.0803.02466



● Mold. Metal Plata Brillo 2x60,1 P29 028.293.0804.02466



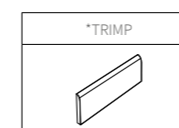
Rvto. / Wall / Rvrm.: Exeter Perla 20x60 - Rlv. Exeter Perla 20x60 - Exeter Blanco 20x60



Rvto. / Wall / Rvrm.: Exeter Perla 20x60

Piezas especiales / Special pieces / Pieces especiales (No Rlv. / No Dec.)

Consultar en página / Consult on page / Consulter en page: 344



Empaquetado / Packaging / Emballage


| Formato | pz/cj | m ² /cj | cj/pl | m ² /pl | kg/cj | kg/pl |
|------------|-------|--------------------|-------|--------------------|-------|----------|
| 20x60 | 9 | 1.08 | 64 | 69.12 | 17.90 | 1,165.60 |
| 20x60 Dec. | 4 | - | - | - | 9.20 | - |
| 2x60,1 | 10 | - | - | - | 2.05 | - |





Formatos / Sizes / Formats

30x90
11,81"x35,43"
8,7 mm
REC.



• Forvm Natural 30x90 Rec. M64 031.872.0102.00138



• Rlv. Forvm Natural 30x90 Rec. M64 031.872.0102.00139




• Dec. Campania Natural 30x90 Rec. P150 032.896.0102.02407

• Mold. Metal Brillo 1,5x90 P38 032.007.0804.01211



• Forvm Brown 30x90 Rec. M64 031.872.0109.00138



• Rlv. Forvm Brown 30x90 Rec. M64 031.872.0109.00139



Rvto. / Wall / Rvtm.: **Forvm Natural 30x90 - Rlv. Forvm Brown 30x90**
Pvto. / Floor / Sol: **Forvm Brown 60x60**



Rvto. / Wall / Rvtm.: **Dec. Campania Natural 30x90**
Forvm Natural 30x90 - Nera Nogal 25x150
Pvto. / Floor / Sol: **Forvm Natural 60x60**



Disponible en / Available in / Disponible:
Forvm Gres Porcelánico / Porcelain Tiles / Grès Cérame
Pág. / Page / Page 106

Empaquetado / Packaging / Emballage

| Formato | pz/cj | m ² /cj | cj/pl | m ² /pl | kg/cj | kg/pl |
|------------|-------|--------------------|-------|--------------------|-------|----------|
| 30x90 | 5 | 1,35 | 63 | 85,05 | 20,22 | 1,295,86 |
| 30x90 Dec. | 4 | - | - | - | 20,90 | - |
| 1,5x90 | 21 | - | - | - | 5,50 | - |

GEBEL/TABELLA GEBEL



Formatos / Sizes / Formats

| | |
|--------------------------------|-------------|
| 40x120 15,74"x47,24" | 11 mm |
| | REC. |



● Gebel Avorio 40x120 Rec. M79 031.412.0217.00786



● Tabella Gebel Avorio 40x120 Rec. M79 031.412.0217.09065

● Mold. Metal Brillo 1,5x120 P41 032.428.0804.01211



Rvto. / Wall / Rvtm.: **Gebel Avorio 40x120 - Tabella Gebel Avorio 40x120**
Pvto. / Floor / Sol: **Eaton Sand 60x60**



Empaquetado / Packaging / Emballage

| Formato | pz/cj | m ² /cj | cj/pl | m ² /pl | kg/cj | kg/pl |
|---------|-------|--------------------|-------|--------------------|-------|--------|
| 40x120 | 3 | 1.44 | 20 | 28.80 | 28.00 | 580.00 |
| 1,5x120 | 18 | - | - | - | 5.00 | - |

GOLDEN



Formatos / Sizes / Formats

33,3x100
13,11"x39,37"
REC.



• Dec. Golden Modern Oro Mate 33,3x100 Rec. P209 032.467.0439.12118



• Dec. Golden Vegetal Oro Mate 33,3x100 Rec. P209 032.467.0439.12117



• Dec. Golden Royal Oro Mate 33,3x100 Rec. P209 032.467.0439.12119



Rvto. / Wall / Rvrm.: Dec. Golden Vegetal Oro Mate 33,3x100



Empaquetado / Packaging / Emballage

| Formato | pz/cj | m ² /cj | cj/pl | m ² /pl | kg/cj | kg/pl |
|----------|-------|--------------------|-------|--------------------|-------|-------|
| 33,3x100 | 6 | - | - | - | 24.00 | - |

GOLDEN



Formatos / Sizes / Formats

40x120
15,74"x47,24"
11 mm
REC.



Dec. Golden Stone Oro Mate 40x120 Rec. P315 032.420.0439.12102




Dec. Golden Link Oro Mate 40x120 Rec. P315 032.420.0439.12101



Dec. Golden Wave Oro Mate 40x120 Rec. P315 032.420.0439.12100



Rvto. / Wall / Rvtrm.: **Dec. Golden Wave Oro Mate 40x120 - Essenza Beige 40x120**
Pvto. / Floor / Sol: **Essenza Beige 60x60**



Empaquetado / Packaging / Emballage


| Formato | pz/cj | m ² /cj | cj/pl | m ² /pl | kg/cj | kg/pl |
|---------|-------|--------------------|-------|--------------------|-------|-------|
| 40x120 | 2 | - | - | - | 20.00 | - |

GOLDEN



Formatos / Sizes / Formats

30x90
11,81"x35,43"
8,7 mm
REC.



● Dec. Golden Life Oro Mate 30x90 Rec. P174 032.896.0439.12098



● Dec. Golden Alloro Oro Mate 30x90 Rec. P174 032.896.0439.12233



● Dec. Golden Forvm Oro Mate 30x90 Rec. P174 032.896.0439.12099



Rvto. / Wall / Rvtrm.: **Dec. Golden Life Oro Mate 30x90 - Essenza Beige 30x90**
Pvto. / Floor / Sol.: **Essenza Beige 60x60**



Empaquetado / Packaging / Emballage

| Formato | pz/cj | m ² /cj | cj/pl | m ² /pl | kg/cj | kg/pl |
|---------|-------|--------------------|-------|--------------------|-------|-------|
| 30x90 | 3 | - | - | - | 13.50 | - |

IMBROS



Formatos / Sizes / Formats

33,3x100
13,11"x39,37"
REC.



• Imbros 33,3x100 Rec. M64 031.627.0001.03554



• Rlv. Imbros 33,3x100 Rec. M64 031.627.0001.01632




• Dec. Imbros 33,3x100 Rec. M64 031.627.0001.01633

• Mold. Metal Brillo 1,5x100 P35 032.430.0804.01211

• Mold. Metal Mate 1,5x100 P35 032.430.0803.01211

• Mold. Metal Bronce Brillo 1,5x100 P39 032.430.0336.01211



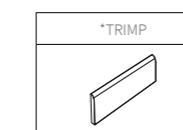
Rvto. / Wall / Rvtm.: Imbros 33,3x100 - Rlv. Imbros 33,3x100



Rvto. / Wall / Rvtm.: Imbros 33,3x100 - Dec. Imbros 33,3x100 - Rlv. Imbros 33,3x100
Pvto. / Floor / Sol: Omnia Argent 60x60

Piezas especiales / Special pieces / Pièces especiales (No Rlv. / No Dec.)

Consultar en página / Consult on page / Consulter en page: 344



Empaquetado / Packaging / Emballage

| Formato | pz/cj | m ² /cj | cj/pl | m ² /pl | kg/cj | kg/pl |
|----------|-------|--------------------|-------|--------------------|-------|----------|
| 33,3x100 | 6 | 2.00 | 48 | 96.00 | 24.00 | 1,174.00 |
| 1,5x100 | 12 | - | - | - | 2.60 | - |

KAURI



Formatos / Sizes / Formats

40x120
15,74"x47,24"
11 mm
REC.



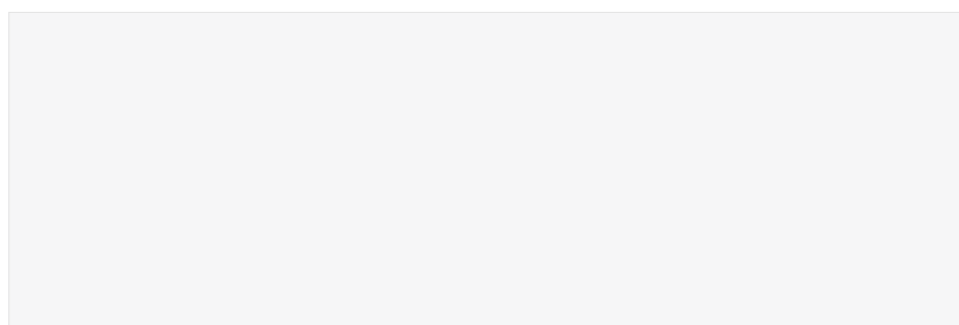
• Kauri Argent 40x120 Rec. M79 031.412.0135.10144



• Kauri Arce 40x120 Rec. M79 031.412.0198.10144



• Kauri Cedro 40x120 Rec. M79 031.412.0793.10144



• Tripoli Mate Snow 40x120 Rec. M79 031.412.0296.01316

• Mold. Metal Brillo 1,5x120 Rec. P41 032.428.0804.01211



Rvto. / Wall / Rvrm.: **Kauri Arce 40x120 - Tripoli Mate Snow 40x120**
Pvto. / Floor / Sol: **Omnia Ash 60x60**



Empaquetado / Packaging / Emballage

| Formato | pz/cj | m ² /cj | cj/pl | m ² /pl | kg/cj | kg/pl |
|---------|-------|--------------------|-------|--------------------|-------|--------|
| 40x120 | 3 | 1.44 | 20 | 28.80 | 28.00 | 580.00 |
| 1,5x120 | 18 | - | - | - | 5.00 | - |

KEDIRI



Formatos / Sizes / Formats

30x90
11,81"x35,43"
8,7 mm
REC.



• Kediri Neutro 30x90 Rec. M64 031.872.0260.09619



• Rlv. Kediri Mix 30x90 Rec. M64 031.872.0100.09620



• Kediri Perla 30x90 Rec. M64 031.872.0037.09619



• Kediri Gris 30x90 Rec. M64 031.872.0002.09619

• Mold. Metal Brillo 1,5x90 P38 032.007.0804.01211



Rvto. / Wall / Rvrm.: Kediri Neutro 30x90 - Rlv. Kediri Mix 30x90
Pvto. / Floor / Sol.: Nera Haya 25x150



Rvto. / Wall / Rvrm.: Kediri Neutro 30x90 – Kediri Gris 30x90 – Rlv. Kediri Mix 30x90
Pvto. / Floor / Sol.: Elk Wengue 25x150

Empaquetado / Packaging / Emballage

| Formato | pz/cj | m ² /cj | cj/pl | m ² /pl | kg/cj | kg/pl |
|---------|-------|--------------------|-------|--------------------|-------|----------|
| 30x90 | 5 | 1.35 | 63 | 85.05 | 20.22 | 1,295.86 |
| 1,5x90 | 21 | - | - | - | 5.50 | - |

KONCEPT



Formatos / Sizes / Formats

40x120
15,74"x47,24"
REC.



• Koncept Nacar 40x120 Rec. M79 031.412.0030.002967



• Rlv.Koncept Nacar 40x120 Rec. M79 031.412.0030.10404



• Koncept Argent 40x120 Rec. M79 031.412.0135.002967



• Rlv.Koncept Argent 40x120 Rec. M79 031.412.0135.10404



• Mold. Metal Brillo 1,5x120 Rec. P41 032.428.0804.01211



Rvto. / Wall / Rvrm.: **Koncept Nacar 40x120 - Rlv.Koncept Nacar 40x120**
Pvto. / Floor / Sol: **Koncept Desert 60x60**



Disponible en / Available in / Disponible:
Koncept Gres Porcelánico / Porcelain Tiles / Grès Cérame
Pág. / Page / Page 52

Empaquetado / Packaging / Emballage

| Formato | pz/cj | m ² /cj | cj/pl | m ² /pl | kg/cj | kg/pl |
|---------|-------|--------------------|-------|--------------------|-------|--------|
| 40x120 | 3 | 1.44 | 20 | 28.80 | 28.00 | 580.00 |
| 1,5x120 | 18 | - | - | - | 5.00 | - |

KONCEPT / ALDARA - AMIRA

PASTA BLANCA
REVESTIMIENTO PASTA BLANCA RECTIFICADA · RECTIFIED WHITE BODY WALL TILES · REVÊTEMENT PÂTE BLANCHE RECTIFIÉE



Formatos / Sizes / Formats

| | |
|---------------------------------------|-------|
| 40x120 Pack-2 15,74"x47,24" | 11 mm |
| | REC. |



Dec. Aldara Nacar 40x120 Pack-2 Rec. P843 032.555.0030.10849



Dec. Amira Argent 40x120 Pack-2 Rec. P843 032.555.0135.10848



Rvto. / Wall / Rvto.: **Koncept Nacar 40x120 - Dec. Aldara Nacar 80x120**
Pvto. / Floor / Sol: **Koncept Taupe 120x120**



Rvto. / Wall / Rvto.: **Koncept Argent 40x120 - Rlv. Koncept Argent 40x120 - Dec. Amira Argent 80x120**
Pvto. / Floor / Sol: **Koncept Mica 120x120**



Empaquetado / Packaging / Emballage

| Formato | pz/cj | m ² /cj | cj/pl | m ² /pl | kg/cj | kg/pl |
|---------------|-------|--------------------|-------|--------------------|-------|-------|
| 40x120 Pack-2 | 2 | - | - | - | 18.70 | - |

LEMNOS



Formatos / Sizes / Formats

| | | | |
|----------------------------------|--------------|---------------------------------------|--------------|
| 33,3x100 13,11"x39,37" | 7 mm ▲ mm | 33,3x100 Rlv. 13,11"x39,37" | 8 mm ▲ mm |
| REC. | | REC. | |



● Lemnos Perla 33,3x100 Rec. M64 031.627.0037.03544




● Rlv. Lemnos Perla 33,3x100 Rec. M64 031.627.0037.03927



● Dec. Lemnos Perla 33,3x100 Rec. M64 031.627.0037.03997



● Mold. Metal Brillo 1,5x100 P35 032.430.0804.01211



● Mold. Metal Mate 1,5x100 P35 032.430.0803.01211



● Lemnos Crema 33,3x100 Rec. M64 031.627.0096.03544



● Rlv. Lemnos Crema 33,3x100 Rec. M64 031.627.0096.03927



● Dec. Lemnos Crema 33,3x100 Rec. M64 031.627.0096.03997



● Mold. Metal Bronce Brillo 1,5x100 P39 032.430.0336.01211



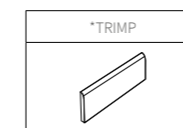
● List. Heli 8x33,3 P25 005.617.0001.02845



Rvto. / Wall / Rvtm.: Lemnos Perla 33,3x100 - Dec. Lemnos Perla 33,3x100

Piezas especiales / Special pieces / Pièces especiales (No Rlv. / No Dec.)

Consultar en página / Consult on page / Consulter en page: 344



Empaquetado / Packaging / Emballage

| Formato | pz/cj | m ² /cj | cj/pl | m ² /pl | kg/cj | kg/pl |
|---------------|-------|--------------------|-------|--------------------|-------|----------|
| 33,3x100 | 6 | 2.00 | 48 | 96.00 | 24.00 | 1,174.00 |
| 33,3x100 Rlv. | 5 | 1.67 | 48 | 80.16 | 25.00 | 1,220.00 |
| 8x33,3 | 17 | - | - | - | 7.50 | - |
| 1,5x100 | 12 | - | - | - | 2.60 | - |



MANAOS



Formatos / Sizes / Formats

| | |
|--------------------------------|----------|
| 40x120 15,74"x47,24" | 11 mm |
| REC. | |



• Manaos White 40x120 Rec. M79 031.412.0108.09431



• Rlv.Manaos White 40x120 Rec. M79 031.412.0108.10405



• Manaos Pearl 40x120 Rec. M79 031.412.0169.09431



• Rlv.Manaos Pearl 40x120 Rec. M79 031.412.0169.10405



• Mold. Metal Brillo 1,5x120 Rec. P41 032.428.0804.01211



Rvto. / Wall / Rvtm.: **Manaos White 40x120 - Rlv.Manaos White 40x120**
Pvto. / Floor / Sol: **Cromat Perla 60x60**



Disponible en / Available in / Disponible:
Manaos Gres Porcelánico / Porcelain Tiles / Grès Cérame - MATERIA

Empaquetado / Packaging / Emballage

| Formato | pz/cj | m ² /cj | cj/pl | m ² /pl | kg/cj | kg/pl |
|---------|-------|--------------------|-------|--------------------|-------|--------|
| 40x120 | 3 | 1.44 | 20 | 28.80 | 28.00 | 580.00 |
| 1,5x120 | 18 | - | - | - | 5.00 | - |

NERA



Formatos / Sizes / Formats


| | | | |
|------------------------------------|---------------------|-------------------------------|--------------------|
| 30x90 Rlv. 11,81"x35,43" | ▼ 10,5 mm ▲ REC. | 30x90 11,81"x35,43" | ▼ 8,7 mm ▲ REC. |
|------------------------------------|---------------------|-------------------------------|--------------------|



● Rlv.Nera Abeto 30x90 Rec. M64 031.872.0266.11262



● Rlv.Nera Roble 30x90 Rec. M64 031.872.0036.11262



● Tripoli Mate Snow 30x90 Rec. M64 031.872.0296.01316

● Mold. Metal Brillo 1,5x90 P38 032.007.0804.01211



Rvto. / Wall / Rvrm.: **Rlv.Nera Abeto 30x90 - Vita Perla 30x90**
Pvto. / Floor / Sol: **Vita Marengo 90x90**



Disponibile en / Available in / Disponible:
Nera Gres Porcelánico / Porcelain Tiles / Grès Cérame Pág. / Page / Page 148

Empaquetado / Packaging / Emballage

| Formato | pz/cj | m ² /cj | cj/pl | m ² /pl | kg/cj | kg/pl |
|------------|-------|--------------------|-------|--------------------|-------|----------|
| 30x90 Rlv. | 4 | 1.08 | 63 | 68.04 | 18.00 | 1,156.00 |
| 30x90 | 5 | 1.35 | 63 | 85.05 | 20.22 | 1,295.86 |
| 1,5x90 | 21 | - | - | - | 5.50 | - |

NIRO




Formatos / Sizes / Formats

| | |
|--------------------------------|----------|
| 40x120 15,74"x47,24" | 11 mm |
| REC. | |



| | | | | | | |
|--------|--------|--------|------|-----|--------------------|--|
| • Niro | Brillo | 40x120 | Rec. | M79 | 031.412.0804.00448 | |
| • Niro | Mate | 40x120 | Rec. | M79 | 031.412.0803.00448 | |



| | | | | | | |
|-------------|--------|--------|------|-----|--------------------|--|
| • Rlv. Niro | Brillo | 40x120 | Rec. | M79 | 031.412.0804.11250 | |
| • Rlv. Niro | Mate | 40x120 | Rec. | M79 | 031.412.0803.11250 | |

| | | | | | | |
|---------------|--------|---------|------|-----|--------------------|--|
| • Mold. Metal | Brillo | 1,5x120 | Rec. | P41 | 032.428.0804.01211 | |
|---------------|--------|---------|------|-----|--------------------|--|



Rvto. / Wall / Rvrm.: **Niro Brillo 40x120** - Rlv. Niro Brillo 40x120
Pvto. / Floor / Sol: **Fiume Nero 60x120**



Disponible en / Available in / Disponible:
Niro Gres Porcelánico / Porcelain Tiles / Grès Cérame - MATERIA

Empaquetado / Packaging / Emballage


| Formato | pz/cj | m ² /cj | cj/pl | m ² /pl | kg/cj | kg/pl |
|---------|-------|--------------------|-------|--------------------|-------|--------|
| 40x120 | 3 | 1.44 | 20 | 28.80 | 28.00 | 580.00 |
| 1,5x120 | 18 | - | - | - | 5.00 | - |



Formatos / Sizes / Formats

| | |
|----------------------------------|----------------------------------|
| 33,3x100 13,11"x39,37" | 7 mm Rlv. 8 mm REC. |
|----------------------------------|----------------------------------|

| | |
|-------------------------------|----------------------------------|
| 30x60 11,81"x23,62" | 7 mm Rlv. 8 mm REC. |
|-------------------------------|----------------------------------|



| | | | | | | |
|--------|-------|----------|------|-----|--------------------|-----|
| • Nuva | Perla | 33,3x100 | Rec. | M64 | 031.627.0037.07579 | GLD |
| • Nuva | Perla | 30x60 | Rec. | M44 | 031.547.0037.07579 | GLD |



| | | | | | | |
|-------------|--|----------|------|-----|--------------------|-----|
| • Dec. Nuva | | 33,3x100 | Rec. | M64 | 031.627.0001.07586 | GLD |
| • Dec. Nuva | | 30x60 | Rec. | M44 | 031.547.0001.07586 | GLD |



| | | | | | | |
|----------|-------|----------|------|-----|--------------------|-----|
| • Ordesa | Roble | 33,3x100 | Rec. | M64 | 031.627.0036.02244 | MAT |
| • Ordesa | Roble | 30x60 | Rec. | M44 | 031.547.0036.02244 | MAT |



| | | | | | | |
|--------|--------|----------|------|-----|--------------------|-----|
| • Nuva | Blanco | 33,3x100 | Rec. | M64 | 031.627.0012.07579 | GLD |
| • Nuva | Blanco | 30x60 | Rec. | M44 | 031.547.0012.07579 | GLD |




| | | | | | | |
|-------------|--------|----------|------|-----|--------------------|-----|
| • Rlv. Nuva | Blanco | 33,3x100 | Rec. | M64 | 031.627.0012.07594 | GLD |
|-------------|--------|----------|------|-----|--------------------|-----|



| | | | | | | |
|--------|------|----------|------|-----|--------------------|-----|
| • Nuva | Moka | 33,3x100 | Rec. | M64 | 031.627.0240.07579 | GLD |
| • Nuva | Moka | 30x60 | Rec. | M44 | 031.547.0240.07579 | GLD |



| | | | | | | |
|-------------|------|----------|------|-----|--------------------|-----|
| • Rlv. Nuva | Moka | 33,3x100 | Rec. | M64 | 031.627.0240.07594 | GLD |
|-------------|------|----------|------|-----|--------------------|-----|



| | | | | | | |
|--------|-------|----------|------|-----|--------------------|-----|
| • Nuva | Arena | 33,3x100 | Rec. | M64 | 031.627.0017.07579 | GLD |
| • Nuva | Arena | 30x60 | Rec. | M44 | 031.547.0017.07579 | GLD |




| | | | | | | |
|-------------|---------|----------|------|-----|--------------------|-----|
| • Rlv. Nuva | Marengo | 33,3x100 | Rec. | M64 | 031.627.0028.07594 | GLD |
|-------------|---------|----------|------|-----|--------------------|-----|

| | | | | | | |
|---------------|--------|---------|--|-----|--------------------|-----|
| • Mold. Metal | Brillo | 1,5x100 | | P35 | 032.430.0804.01211 | GLD |
|---------------|--------|---------|--|-----|--------------------|-----|

| | | | | | | |
|---------------|------|---------|--|-----|--------------------|-----|
| • Mold. Metal | Mate | 1,5x100 | | P35 | 032.430.0803.01211 | MAT |
|---------------|------|---------|--|-----|--------------------|-----|

| | | | | | | |
|---------------|---------------|---------|--|-----|--------------------|-----|
| • Mold. Metal | Bronce Brillo | 1,5x100 | | P39 | 032.430.0336.01211 | GLD |
|---------------|---------------|---------|--|-----|--------------------|-----|



| | | | | | | |
|--------|---------|----------|------|-----|--------------------|-----|
| • Nuva | Marengo | 33,3x100 | Rec. | M64 | 031.627.0028.07579 | GLD |
| • Nuva | Marengo | 30x60 | Rec. | M44 | 031.547.0028.07579 | GLD |

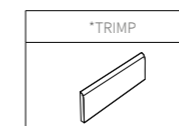


Rvto. / Wall / Rvmtm.: **Nuva Moka 33,3x100 - Dec. Nuva 33,3x100 - Nuva Arena 33,3x100**
 Pvto. / Floor / Sol: **Omnia Noce 60x60 - Malla Omnia Noce 30x30 (7x7)**



Piezas especiales / Special pieces / Pièces especiales (No Rlv. / No Dec. / No 30x60)

Consultar en página / Consult on page / Consulter en page: 344



Empaquetado / Packaging / Emballage

| Formato | pz/cj | m ² /cj | cj/pl | m ² /pl | kg/cj | kg/pl |
|---------------|-------|--------------------|-------|--------------------|-------|----------|
| 33,3x100 | 6 | 2.00 | 48 | 96.00 | 24.00 | 1.174.00 |
| 33,3x100 Rlv. | 5 | 1.67 | 48 | 80.16 | 25.00 | 1.222.00 |
| 30x60 | 9 | 1.62 | 60 | 97.20 | 20.00 | 1.229.00 |
| 1,5x100 | 12 | - | - | - | 2.60 | - |

Disponibile en / Available in / Disponible:

At. Nuva Gres Porcelánico / Porcelain Tiles / Grès Cérame - ATRIUM

ODEON



Formatos / Sizes / Formats

30x90
11,81"x35,43"
8,7 mm
REC.




● Rlv. Odeon Marfil 30x90 Rec. M64 031.872.0033.09140



● Rlv. Odeon Blanco 30x90 Rec. M64 031.872.0012.09140



● Odeon Marfil 30x90 Rec. M64 031.872.0033.09132



● Odeon Blanco 30x90 Rec. M64 031.872.0012.09132



● Dec. Odeon Beige 30x90 Rec. M64 031.872.0007.09146



● Dec. Odeon Gris 30x90 Rec. M64 031.872.0002.09146



● Odeon Cobre 30x90 Rec. M64 031.872.0092.09132



● Odeon Marengo 30x90 Rec. M64 031.872.0028.09132



● Mold. Metal Brillo 1,5x90 P38 032.007.0804.01211



Rvto. / Wall / Rvrm.: **Odeon Blanco 30x90 - Dec. Odeon Gris 30x90**
Pvto. / Floor / Sol.: **Odeon Marengo 90x90**



Disponibile en / Available in / Disponible:
Odeon Gres Porcelánico / Porcelain Tiles / Grès Cérame Pág. / Page / Page 60

Empaquetado / Packaging / Emballage

| Formato | pz/cj | m ² /cj | cj/pl | m ² /pl | kg/cj | kg/pl |
|---------|-------|--------------------|-------|--------------------|-------|----------|
| 30x90 | 5 | 1.35 | 63 | 85.05 | 20.22 | 1,295.86 |
| 1,5x90 | 21 | - | - | - | 5.50 | - |

REGAL



Formatos / Sizes / Formats

30x90
11,81"x35,43"
8,7 mm
REC.



● Ondas Regal Perla 30x90 Rec. M64 031.872.0037.09212




● Ondas Regal Arena 30x90 Rec. M64 031.872.0017.09212



● Regal Perla 30x90 Rec. M64 031.872.0037.02794



● Regal Arena 30x90 Rec. M64 031.872.0017.02794



● Rlv. Regal Marengo 30x90 Rec. M64 031.872.0028.09211



● Rlv. Regal Tabaco 30x90 Rec. M64 031.872.0113.09211



● Regal Marengo 30x90 Rec. M64 031.872.0028.02794



● Regal Tabaco 30x90 Rec. M64 031.872.0113.02794



● Mold. Metal Brillo 1,5x90 P38 032.007.0804.01211



Rvto. / Wall / Rvtm.: **Regal Arena 30x90 - Rlv. Regal Tabaco 30x90 - Regal Tabaco 30x90**
Pvto. / Floor / Sol: **Oldmanor Arena 25x150**



Empaquetado / Packaging / Emballage

| Formato | pz/cj | m ² /cj | cj/pl | m ² /pl | kg/cj | kg/pl |
|---------|-------|--------------------|-------|--------------------|-------|----------|
| 30x90 | 5 | 1.35 | 63 | 85.05 | 20.22 | 1,295.86 |
| 1,5x90 | 21 | - | - | - | 5.50 | - |

ROVERE RLV



Formatos / Sizes / Formats


40x120
15,74"x47,24"
11 mm
REC.



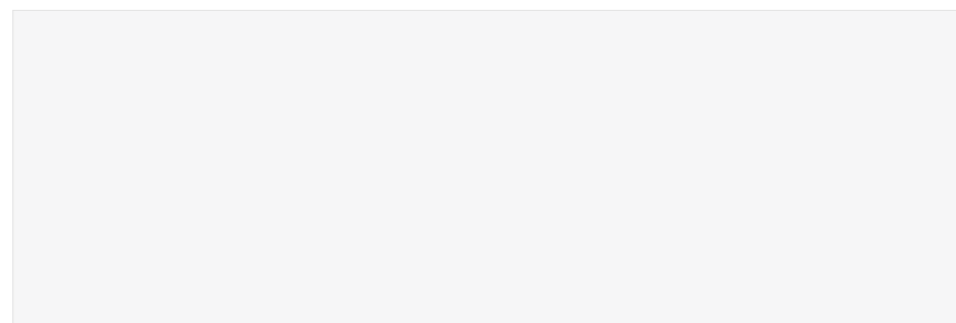
• Rlv. Rovere Bark 40x120 Rec. M79 031.412.0476.11428



• Rlv. Rovere Honey 40x120 Rec. M79 031.412.0358.11428



• Rlv. Rovere Brown 40x120 Rec. M79 031.412.0109.11428



• Tripoli Mate Snow 40x120 Rec. M79 031.412.0296.01316

• Mold. Metal Brillo 1,5x120 Rec. P41 032.428.0804.01211



Rvto. / Wall / Rvtm.: **Rlv. Rovere Honey 40x120 - Cellini M. Blanco 60x120 Compaglass**
Pvto. / Floor / Sol: **Rovere Honey 20x120**



Disponibile en / Available in / Disponible:
Rovere Gres Porcelánico / Porcelain Tiles / Grès Cérame Pág. / Page / Page 156

Empaquetado / Packaging / Emballage

| Formato | pz/cj | m ² /cj | cj/pl | m ² /pl | kg/cj | kg/pl |
|---------|-------|--------------------|-------|--------------------|-------|--------|
| 40x120 | 3 | 1.44 | 20 | 28.80 | 28.00 | 580.00 |
| 1,5x120 | 18 | - | - | - | 5.00 | - |

SILKSTONE



Formatos / Sizes / Formats

30x90
11,81"x35,43"
8,7 mm
REC.



• Silkstone Blanco 30x90 Rec. M64 031.872.0012.00178



• Silkstone Perla 30x90 Rec. M64 031.872.0037.00178



• Silkstone Arena 30x90 Rec. M64 031.872.0017.00178

• Mold. Metal Brillo 1,5x90 P38 032.007.0804.01211



• Rlv. Silkstone Blanco 30x90 Rec. M64 031.872.0012.00190



• Rlv. Silkstone Perla 30x90 Rec. M64 031.872.0037.00190



• Rlv. Silkstone Arena 30x90 Rec. M64 031.872.0017.00190



Rvto. / Wall / Rvtm.: **Silkstone Blanco 30x90 - Rlv. Silkstone Perla 30x90**



Rvto. / Wall / Rvtm.: **Silkstone Perla 30x90 - Rlv. Silkstone Perla 30x90**
Pvto. / Floor / Sol.: **Eszen Zircon 45x90**



Empaquetado / Packaging / Emballage

| Formato | pz/cj | m ² /cj | cj/pl | m ² /pl | kg/cj | kg/pl |
|---------|-------|--------------------|-------|--------------------|-------|----------|
| 30x90 | 5 | 1.35 | 63 | 85.05 | 20.22 | 1,295.86 |
| 1,5x90 | 21 | - | - | - | 5.50 | - |

SILS



Formatos / Sizes / Formats

33,3x100
13,11"x39,37"
7 mm
Rlv. 8 mm
REC.


30x60
11,81"x23,62"
7 mm
REC.



• Siam Crema 33,3x100 Rec. M64 031.627.0096.01134
• Siam Crema 30x60 Rec. M44 031.547.0096.01134



• Siam Perla 33,3x100 Rec. M64 031.627.0037.01134
• Siam Perla 30x60 Rec. M44 031.547.0037.01134



• Sils Arena 33,3x100 Rec. M64 031.627.0017.02568
• Sils Arena 30x60 Rec. M44 031.547.0017.02568



• Sils Ceniza 33,3x100 Rec. M64 031.627.0019.02568
• Sils Ceniza 30x60 Rec. M44 031.547.0019.02568



• Rlv. Sils Arena 33,3x100 Rec. M64 031.627.0017.03834



• Rlv. Sils Ceniza 33,3x100 Rec. M64 031.627.0019.03834

• Mold. Metal Brillo 1,5x100 P30 032.430.0804.01211

• Mold. Metal Bronce Brillo 1,5x100 P34 032.430.0336.01211

• Mold. Metal Mate 1,5x100 P30 032.430.0803.01211



• Sils Topo 33,3x100 Rec. M64 031.627.0270.02568



• Sils Gris 33,3x100 Rec. M64 031.627.0002.02568



• Rlv. Sils Topo 33,3x100 Rec. M64 031.627.0270.03834



• Rlv. Sils Gris 33,3x100 Rec. M64 031.627.0002.03834



• Silet Taupe 30x60 Rec. M44 031.547.0285.08919



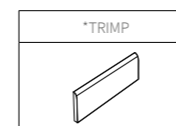
• Silet Gris 30x60 Rec. M44 031.547.0002.08919



Rvto. / Wall / Rvtrn.: **Sils Ceniza 30x60 - Silet Gris 30x60**
Pvto. / Floor / Sol.: **Omnia Neutro 60x60**

Piezas especiales / Special pieces / Pieces especiales (No Rlv. / No Dec. / No 30x60)

Consultar en página / Consult on page / Consulter en page: 344



Empaquetado / Packaging / Emballage

| Formato | pz/cj | m²/cj | cj/pl | m²/pl | kg/cj | kg/pl |
|---------------|-------|-------|-------|-------|-------|----------|
| 33,3x100 | 6 | 2.00 | 48 | 96.00 | 24.00 | 1,174.00 |
| 33,3x100 Rlv. | 5 | 1.67 | 48 | 80.16 | 25.00 | 1,220.00 |
| 30x60 | 9 | 1.62 | 60 | 97.20 | 20.00 | 1,229.00 |
| 1,5x100 | 12 | - | - | - | 2.60 | - |



SOUL - WABE



Formatos / Sizes / Formats

25x75
9,84"x29,53"
10 mm



● Soul Blanco 25x75 M46 027.725.0012.02882



● Soul Perla 25x75 M46 027.725.0037.02882



● Dec. Verdi 25x75 M180 028.725.0012.00829



● Dec. Bellini 25x75 M180 028.725.0001.01729




● Soul Natural 25x75 M46 027.725.0102.02882




● Wabe Natural 25x75 M46 027.725.0102.02890



● Dec. Puccini 25x75 M180 028.725.0001.02931



● Mold. Metal Plata Brillo 2x75 P39 028.719.0804.02466



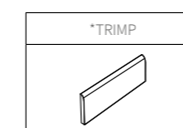
● Mold. Metal Plata Mate 2x75 P39 028.719.0803.02466



Rvto. / Wall / Rvtm.: Wabe Natural 25x75 - Soul Blanco 25x75

Piezas especiales / Special pieces / Pieces especiales (No Rlv. / No Dec.)

Consultar en página / Consult on page / Consulter en page: 344



Empaquetado / Packaging / Emballage

| Formato | pz/cj | m ² /cj | cj/pl | m ² /pl | kg/cj | kg/pl |
|------------|-------|--------------------|-------|--------------------|-------|----------|
| 25x75 | 7 | 1.31 | 48 | 62.88 | 20.50 | 1,004.00 |
| 25x75 Dec. | 6 | 1.13 | 60 | 67.80 | 22.50 | 1,370.00 |
| 2x75 | 21 | - | - | - | 5.76 | - |





Formatos / Sizes / Formats

| | | | |
|----------------------------------|------|---------------------------------------|------|
| 33,3x100 13,11"x39,37" | 7 mm | 33,3x100 Rlv. 13,11"x39,37" | 8 mm |
| REC. | | REC. | |



● Symi Perla 33,3x100 Rec. M64 031.627.0037.03179



● Rlv. Symi Perla 33,3x100 Rec. M64 031.627.0037.04060



● Symi Marfil 33,3x100 Rec. M64 031.627.0033.03179



● Rlv. Symi Marfil 33,3x100 Rec. M64 031.627.0033.04060




● Symi Topo 33,3x100 Rec. M64 031.627.0270.03179



● Rlv. Symi Topo 33,3x100 Rec. M64 031.627.0270.04060



● Dec. Symi 33,3x100 Rec. M64 031.627.0001.01712



● Mold. Metal Brillo 1,5x100 P35 032.430.0804.01211

● Mold. Metal Mate 1,5x100 P35 032.430.0803.01211

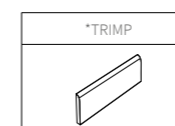
● Mold. Metal Bronce Brillo 1,5x100 P39 032.430.0336.01211



Rvto. / Wall / Rvtrm.: **Symi Topo 33,3x100 - Rlv. Symi Topo 33,3x100**
Pvto. / Floor / Sol: **Oldmanor Tabaco 25x150**

Piezas especiales / Special pieces / Pièces especiales (No Rlv. / No Dec.)

Consultar en página / Consult on page / Consulter en page: 344



Empaquetado / Packaging / Emballage

| Formato | pz/cj | m ² /cj | cj/pl | m ² /pl | kg/cj | kg/pl |
|---------------|-------|--------------------|-------|--------------------|-------|----------|
| 33,3x100 | 6 | 2.00 | 48 | 96.00 | 24.00 | 1,174.00 |
| 33,3x100 Rlv. | 5 | 1.67 | 48 | 80.16 | 25.00 | 1,220.00 |
| 1,5x100 | 12 | - | - | - | 2.60 | - |

TORANO



Formatos / Sizes / Formats

| | | | |
|----------------------------------|--|-------------------------------|-------------------------------|
| 33,3x100 13,11"x39,37" | ▼ 7 mm ▲ mm Rlv. ▲ 8 mm REC. | 30x60 11,81"x23,62" | ▼ 7 mm ▲ mm REC. |
|----------------------------------|--|-------------------------------|-------------------------------|



| | | | | | | |
|----------|--------|----------|------|-----|--------------------|--|
| • Torano | Brillo | 33,3x100 | Rec. | M64 | 031.627.0804.09878 | |
| • Torano | Mate | 33,3x100 | Rec. | M64 | 031.627.0803.09878 | |
| • Torano | Brillo | 30x60 | Rec. | M44 | 031.547.0804.09878 | |
| • Torano | Mate | 30x60 | Rec. | M44 | 031.547.0803.09878 | |

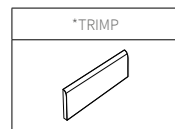


| | | | | | | |
|---------------|--------|----------|------|-----|--------------------|--|
| • Rlv. Torano | Brillo | 33,3x100 | Rec. | M64 | 031.627.0804.10103 | |
| • Rlv. Torano | Mate | 33,3x100 | Rec. | M64 | 031.627.0803.10103 | |
| • Rlv. Torano | Brillo | 30x60 | Rec. | M44 | 031.547.0804.10103 | |
| • Rlv. Torano | Mate | 30x60 | Rec. | M44 | 031.547.0803.10103 | |

| | | | | | |
|---------------|--------|---------|-----|--------------------|--|
| • Mold. Metal | Brillo | 1,5x100 | P35 | 032.430.0804.01211 | |
|---------------|--------|---------|-----|--------------------|--|

| | | | | | |
|---------------|------|---------|-----|--------------------|--|
| • Mold. Metal | Mate | 1,5x100 | P35 | 032.430.0803.01211 | |
|---------------|------|---------|-----|--------------------|--|

| | | | | | |
|---------------|---------------|---------|-----|--------------------|--|
| • Mold. Metal | Bronce Brillo | 1,5x100 | P39 | 032.430.0336.01211 | |
|---------------|---------------|---------|-----|--------------------|--|



Piezas especiales / Special pieces / Pièces especiales
(No Rlv. / No Dec.)

Consultar en página / Consult on page / Consulter en page: 344



Combinalo con... / combine it with / combiné avec
Cellini 33,3x100 Pág. / Page / Page 182
Desert 33,3x100 Pág. / Page / Page 186
Wells 33,3x100 Pág. / Page / Page 266

Disponible en / Available in / Disponible:
Torano Gres Porcelánico / Porcelain Tiles / Grès Cérame - MATERIA



• Oasis Mix 33,3x100 Rec. M64 031.627.0100.10100



• Class Mix 33,3x100 Rec. M64 031.627.0100.10354

Rvtos Wall / Rvtos. Rlv. Torano Brillo 33,3x100 - Torano Brillo 33,3x100

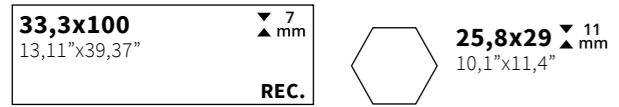
Empaquetado / Packaging / Emballage

| Formato | pz/cj | m ² /cj | cj/pl | m ² /pl | kg/cj | kg/pl |
|---------------|-------|--------------------|-------|--------------------|-------|----------|
| 33,3x100 | 6 | 2.00 | 48 | 96.00 | 24.00 | 1,174.00 |
| 33,3x100 Rlv. | 5 | 1.67 | 48 | 80.16 | 25.00 | 1,220.00 |
| 30x60 | 9 | 1.62 | 60 | 97.20 | 20.00 | 1,229.00 |
| 1,5x100 | 12 | - | - | - | 2.60 | - |

TREND COLLECTION / ANTIC TREND



Formatos / Sizes / Formats



Antic Trend 33,3x100 Rec. M64 031.627.0001.10292

Hexagono Antic Trend M80 015.122.0001.10292
Compacglass
Gres Porcelánico Esmaltado
Glazed Porcelain Tiles · Grès Cérame Émaillé



Rvto. / Wall / Rvtm.: **Antic Trend 33,3x100 - Sils Arena 33,3x100**
Pvto. / Floor / Sol: **Nera Roble 25x150**

Rvto. / Wall / Rvtm.: **Antic Trend 33,3x100 - Vita Arena 60x120**
Pvto. / Floor / Sol: **Vita Arena 60x60**



Empaquetado / Packaging / Emballage

| Formato | pz/cj | m ² /cj | cj/pl | m ² /pl | kg/cj | kg/pl |
|----------|-------|--------------------|-------|--------------------|-------|----------|
| 33,3x100 | 6 | 2.00 | 48 | 96.00 | 24.00 | 1,174.00 |
| 25,8x29 | 18 | 1.00 | 48 | 48.00 | 22.50 | 1,100.00 |

TREND COLLECTION / MODERN TREND



Formatos / Sizes / Formats

| | | | |
|----------------------------------|--------------|-------------------------------|-------|
| 33,3x100 13,11"x39,37" | 7 mm REC. | 25,8x29 10,1"x11,4" | 11 mm |
|----------------------------------|--------------|-------------------------------|-------|



Modern Trend Mix 33,3x100 Rec. M64 031.627.0100.10291

Hexagono Mix 25,8x29
Modern Trend M80 015.122.0100.10291
Compacglass
Gres Porcelánico Esmaltado
Glazed Porcelain Tiles · Grès Cérame Émaillé



Rvto. / Wall / Rvtn.: **Modern Trend 33,3x100 - Sils Arena 33,3x100**
Pvto. / Floor / Sol: **Nera Roble 25x150**



Rvto. / Wall / Rvtn.: **Modern Trend 33,3x100 - Ageri Blanco 33,3x100**
Pvto. / Floor / Sol: **Nera Roble 25x150**



Empaquetado / Packaging / Emballage

| Formato | pz/cj | m ² /cj | cj/pl | m ² /pl | kg/cj | kg/pl |
|----------|-------|--------------------|-------|--------------------|-------|----------|
| 33,3x100 | 6 | 2.00 | 48 | 96.00 | 24.00 | 1,174.00 |
| 25,8x29 | 18 | 1.00 | 48 | 48.00 | 22.50 | 1,100.00 |


TREND COLLECTION / ROYAL TREND

PASTA BLANCA
REVESTIMIENTO PASTA BLANCA RECTIFICADA · RECTIFIED WHITE BODY WALL TILES · REVÊTEMENT PÂTE BLANCHE RECTIFIÉE



Formatos / Sizes / Formats

| | | |
|----------------------------------|--------------|-------------------------------|
| 33,3x100 13,11"x39,37" | 7 mm REC. | 25,8x29 10,1"x11,4" |
|----------------------------------|--------------|-------------------------------|



Royal Trend Blue 33,3x100 Rec. M64 031.627.0111.10290

Hexagono Royal Trend Blue 25,8x29 M80 015.122.0111.10290
Compacglass
Gres Porcelánico Esmaltado
Glazed Porcelain Tiles · Grès Cérame Émaillé



Rvto. / Wall / Rvrm.: **Royal Trend 33,3x100 - Sils Ceniza 33,3x100**
Pvto. / Floor / Sol: **Omnia Ash 90x90**



Rvto. / Wall / Rvrm.: **Royal Trend 33,3x100 - Sils Ceniza 33,3x100**
Pvto. / Floor / Sol: **Nera Roble 25x150**



Empaquetado / Packaging / Emballage

| Formato | pz/cj | m ² /cj | cj/pl | m ² /pl | kg/cj | kg/pl |
|----------|-------|--------------------|-------|--------------------|-------|----------|
| 33,3x100 | 6 | 2.00 | 48 | 96.00 | 24.00 | 1,174.00 |
| 25,8x29 | 18 | 1.00 | 48 | 48.00 | 22.50 | 1,100.00 |

TREND COLLECTION / VEGETAL TREND



Formatos / Sizes / Formats

| | | |
|----------------------------------|--------------|-------------------------------|
| 33,3x100 13,11"x39,37" | 7 mm REC. | 25,8x29 10,1"x11,4" |
|----------------------------------|--------------|-------------------------------|



● Vegetal Trend Green 33,3x100 Rec. M64 031.627.0110.10289

● Hexagono Green 25,8x29
● Vegetal Trend M80 015.122.0110.10289
Compacglass
Gres Porcelánico Esmaltado
Glazed Porcelain Tiles · Grès Cérame Émaillé



Rvto. / Wall / Rvrm.: **Vegetal Trend 33,3x100 - Sils Topo 33,3x100**
Pvto. / Floor / Sol: **Nera Roble 25x150**

Rvto. / Wall / Rvrm.: **Vegetal Trend 33,3x100 - Torano Mate 33,3x100**
Pvto. / Floor / Sol: **Duplostone Marfil 60x60**



Empaquetado / Packaging / Emballage

| Formato | pz/cj | m ² /cj | cj/pl | m ² /pl | kg/cj | kg/pl |
|----------|-------|--------------------|-------|--------------------|-------|----------|
| 33,3x100 | 6 | 2.00 | 48 | 96.00 | 24.00 | 1,174.00 |
| 25,8x29 | 18 | 1.00 | 48 | 48.00 | 22.50 | 1,100.00 |



Formatos / Sizes / Formats

40x120
15,74"x47,24"
REC.

11 mm

8x44,2
3,14"x17,40"

8,5 mm


30x90

11,81"x35,43"

8,7 mm
10,5 mm
Rlv. REC.



• Vita Perla 40x120 Rec. M79 031.412.0037.01227



• Rlv. Vita Perla 40x120 Rec. M79 031.412.0037.10145



• Vita Gris 40x120 Rec. M79 031.412.0002.01227



• Rlv. Vita Gris 40x120 Rec. M79 031.412.0002.10145

• Mold. Metal Brillo 1,5x120 Rec. P41 032.428.0804.01211



Rvto. / Wall / Rvto.: Vita Perla 40x120 - Rlv. Vita Perla 40x120



• Vita Arena 40x120 Rec. M79 031.412.0017.01227



• Rlv. Vita Arena 40x120 Rec. M79 031.412.0017.10145

• Rlv. Vita Mix-Gris 8x44,2 M70
015.681.0300.10145

Compacglass
Gres Porcelánico Esmaltado
Glazed Porcelain Tiles · Grès Cérame Émaillé

• Rlv. Vita Arena 8x44,2 M70
015.681.0017.10145

Compacglass
Gres Porcelánico Esmaltado
Glazed Porcelain Tiles · Grès Cérame Émaillé



Rvto. / Wall / Rvto.: Vita Arena 40x120 - Rlv. Vita Arena 40x120
Pvto. / Floor / Sol: Omnia Noce 60x60

Empaquetado / Packaging / Emballage

| Formato | pz/cj | m ² /cj | cj/pl | m ² /pl | kg/cj | kg/pl |
|---------|-------|--------------------|-------|--------------------|-------|----------|
| 40x120 | 3 | 1.44 | 20 | 28.80 | 28.00 | 580.00 |
| 1,5x120 | 18 | - | - | - | 5.00 | - |
| 8x44,2 | 24 | 0.85 | 64 | 54.40 | 17.30 | 1.127.20 |



Disponible en / Available in / Disponible:
Vita Gres Porcelánico / Porcelain Tiles / Grès Cérame
Pág. / Page / Page 80



Formatos / Sizes / Formats

| | | | | | | | |
|-------------------------------|----------------|--|-----------------|-------------------------------|--------|--------------------------------|---------------|
| 30x90 11,81"x35,43" | 8,7 mm REC. | 30x90 Rlv.Life 11,81"x35,43" | 10,5 mm REC. | 8x44,2 3,14"x17,40" | 8,5 mm | 40x120 15,74"x47,24" | 11 mm REC. |
|-------------------------------|----------------|--|-----------------|-------------------------------|--------|--------------------------------|---------------|



● Vita Perla 30x90 Rec. M64 031.872.0037.01227



● Vita Gris 30x90 Rec. M64 031.872.0002.01227



● Vita Arena 30x90 Rec. M64 031.872.0017.01227



● Rlv.Vita Mix-Gris 30x90 Rec. M64 031.872.0300.10145



● Mold.Metal Brillo 1,5x90 P38 032.007.0804.01211



● Rlv.Life Perla 30x90 Rec. M64 031.872.0037.11102



● Rlv.Life Gris 30x90 Rec. M64 031.872.0002.11102



● Rlv.Life Arena 30x90 Rec. M64 031.872.0037.11102



● Rlv.Vita Arena 30x90 Rec. M64 031.872.0017.10145



● Rlv.Vita Mix-Gris 8x44,2 M70 015.681.0300.10145



● Rlv.Vita Arena 8x44,2 M70 015.681.0017.10145

Compacglass
Gres Porcelánico Esmaltado · Glazed Porcelain Tiles · Grès Cérame Émaillé



Rvto. / Wall / Rvfm.: **Vita Arena 30x90 - Rlv. Vita Arena 30x90**
Pvto. / Floor / Sol: **Oldmanor Tabaco 25x150**



Disponible en / Available in / Disponible:
Vita Gres Porcelánico / Porcelain Tiles / Grès Cérame
Pág. / Page / Page 80

Empaquetado / Packaging / Emballage

| Formato | pz/cj | m ² /cj | cj/pl | m ² /pl | kg/cj | kg/pl |
|----------------|-------|--------------------|-------|--------------------|-------|----------|
| 30x90 | 5 | 1.35 | 63 | 85.05 | 20.22 | 1.295.86 |
| 30x90 Rlv.Life | 4 | 1.08 | 63 | 68.04 | 18.00 | 1.156.00 |
| 1,5x90 | 21 | - | - | - | 5.50 | - |
| 8x44,2 | 24 | 0.85 | 64 | 54.40 | 17.30 | 1.127.20 |

WELLS



Formatos / Sizes / Formats

| | | | |
|----------------------------------|------|---------------------------------------|------|
| 33,3x100 13,11"x39,37" | 7 mm | 33,3x100 Rlv. 13,11"x39,37" | 8 mm |
| REC. | | REC. | |



| | | | | | |
|----------------|----------|------|-----|--------------------|--|
| Wells Pearl | 33,3x100 | Rec. | M64 | 031.627.0169.06159 | |
| Wells M. Pearl | 33,3x100 | Rec. | M64 | 031.627.0169.09871 | |



| | | | | | |
|--------------|----------|------|-----|--------------------|--|
| Wells Ash | 33,3x100 | Rec. | M64 | 031.627.0344.06159 | |
| Wells M. Ash | 33,3x100 | Rec. | M64 | 031.627.0344.09871 | |




| | | | | | |
|------------------|----------|------|-----|--------------------|--|
| Rlv. Wells Pearl | 33,3x100 | Rec. | M64 | 031.627.0169.10099 | |
|------------------|----------|------|-----|--------------------|--|



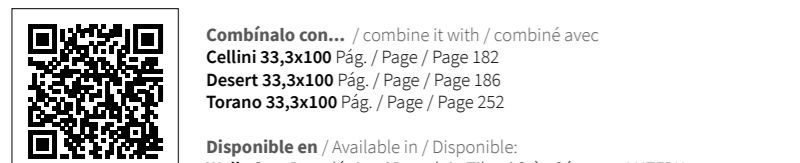
| | | | | | |
|----------------|----------|------|-----|--------------------|--|
| Rlv. Wells Ash | 33,3x100 | Rec. | M64 | 031.627.0344.10099 | |
|----------------|----------|------|-----|--------------------|--|



| | | | | | |
|----------------|----------|------|-----|--------------------|--|
| Cellini Brillo | 33,3x100 | Rec. | M64 | 031.627.0804.09556 | |
|----------------|----------|------|-----|--------------------|--|



| | | | | | |
|--------------------|---------|-----|--|--------------------|--|
| Mold. Metal Brillo | 1,5x100 | P35 | | 032.430.0804.01211 | |
|--------------------|---------|-----|--|--------------------|--|



| | | | | | |
|------------------|---------|-----|--|--------------------|--|
| Mold. Metal Mate | 1,5x100 | P35 | | 032.430.0803.01211 | |
|------------------|---------|-----|--|--------------------|--|



| | | | | | |
|---------------------------|---------|-----|--|--------------------|--|
| Mold. Metal Bronce Brillo | 1,5x100 | P39 | | 032.430.0336.01211 | |
|---------------------------|---------|-----|--|--------------------|--|



| | | | | | |
|-----------|----------|------|-----|--------------------|--|
| Oasis Mix | 33,3x100 | Rec. | M64 | 031.627.0100.10100 | |
|-----------|----------|------|-----|--------------------|--|



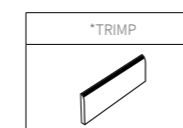
| | | | | | |
|-----------|----------|------|-----|--------------------|--|
| Class Mix | 33,3x100 | Rec. | M64 | 031.627.0100.10354 | |
|-----------|----------|------|-----|--------------------|--|



Rvto. / Wall / Rvrm.: Wells Ash 33,3x100 - Rlv. Wells Perla 33,3x100 - Class Mix 33,3x100
Pvto. / Floor / Sol: Wells Ash 120x120

Piezas especiales / Special pieces / Pièces especiales (No Rlv. / No Dec.)

Consultar en página / Consult on page / Consulter en page: 344



Empaquetado / Packaging / Emballage

| Formato | pz/cj | m ² /cj | cj/pl | m ² /pl | kg/cj | kg/pl |
|---------------|-------|--------------------|-------|--------------------|-------|----------|
| 33,3x100 | 6 | 2.00 | 48 | 96.00 | 24.00 | 1,174.00 |
| 33,3x100 Rlv. | 5 | 1.67 | 48 | 80.16 | 25.00 | 1,220.00 |
| 1,5x100 | 12 | - | - | - | 2.60 | - |

WELLS



Formatos / Sizes / Formats

| | | | |
|----------------------------------|--------------|---------------------------------------|--------------|
| 33,3x100 13,11"x39,37" | 7 mm ▲ mm | 33,3x100 Rlv. 13,11"x39,37" | 8 mm ▲ mm |
| REC. | | REC. | |



| | | | | | | |
|----------|-------|----------|------|-----|--------------------|--|
| Wells | Cream | 33,3x100 | Rec. | M64 | 031.627.0163.06159 | |
| Wells M. | Cream | 33,3x100 | Rec. | M64 | 031.627.0163.09871 | |



| | | | | | | |
|------------|-------|----------|------|-----|--------------------|--|
| Rlv. Wells | Cream | 33,3x100 | Rec. | M64 | 031.627.0163.10099 | |
|------------|-------|----------|------|-----|--------------------|--|



| | | | | | | |
|--------|--------|----------|------|-----|--------------------|--|
| Torano | Brillo | 33,3x100 | Rec. | M64 | 031.627.0804.09878 | |
|--------|--------|----------|------|-----|--------------------|--|



| | | | | | | |
|-------|-----|----------|------|-----|--------------------|--|
| Oasis | Mix | 33,3x100 | Rec. | M64 | 031.627.0100.10100 | |
|-------|-----|----------|------|-----|--------------------|--|

| | | | | | |
|-------------|---------------|---------|-----|--------------------|--|
| Mold. Metal | Bronce Brillo | 1,5x100 | P39 | 032.430.0336.01211 | |
|-------------|---------------|---------|-----|--------------------|--|

| | | | | | |
|-------------|--------|---------|-----|--------------------|--|
| Mold. Metal | Brillo | 1,5x100 | P35 | 032.430.0804.01211 | |
|-------------|--------|---------|-----|--------------------|--|




| | | | | | | |
|----------|------|----------|------|-----|--------------------|--|
| Wells | Moka | 33,3x100 | Rec. | M64 | 031.627.0240.06159 | |
| Wells M. | Moka | 33,3x100 | Rec. | M64 | 031.627.0240.09871 | |



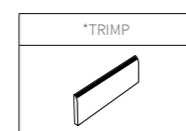
| | | | | | | |
|------------|------|----------|------|-----|--------------------|--|
| Rlv. Wells | Moka | 33,3x100 | Rec. | M64 | 031.627.0240.10099 | |
|------------|------|----------|------|-----|--------------------|--|



| | | | | | | |
|--------|---------|----------|------|-----|--------------------|--|
| Desert | Natural | 33,3x100 | Rec. | M64 | 031.627.0102.04037 | |
|--------|---------|----------|------|-----|--------------------|--|



| | | | | | | |
|-------|-----|----------|------|-----|--------------------|--|
| Class | Mix | 33,3x100 | Rec. | M64 | 031.627.0100.10354 | |
|-------|-----|----------|------|-----|--------------------|--|



Piezas especiales / Special pieces / Pièces especiales
(No Rlv. / No Dec.)

Consultar en página / Consult on page / Consulter en page: 344



Rvto. / Wall / Rvtrm.: Wells M. Cream 33,3x100 - Wells M. Moka 33,3x100
Pvto. / Floor / Sol: Wells M. Moka 90x90



Rvto. / Wall / Rvtrm.: Wells Cream 33,3x100 - Oasis Mix 33,3x100
Pvto. / Floor / Sol: Wells Cream 120x120


Empaquetado / Packaging / Emballage

| Formato | pz/cj | m ² /cj | cj/pl | m ² /pl | kg/cj | kg/pl |
|---------------|-------|--------------------|-------|--------------------|-------|----------|
| 33,3x100 | 6 | 2.00 | 48 | 96.00 | 24.00 | 1,174.00 |
| 33,3x100 Rlv. | 5 | 1.67 | 48 | 80.16 | 25.00 | 1,220.00 |
| 1,5x100 | 12 | - | - | - | 2.60 | - |




Formatos / Sizes / Formats

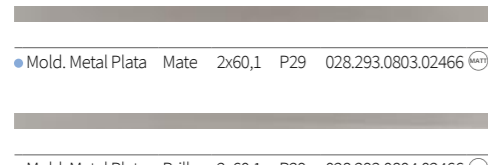
20x60 ∇ 9,5 mm
7,87"x23,62"



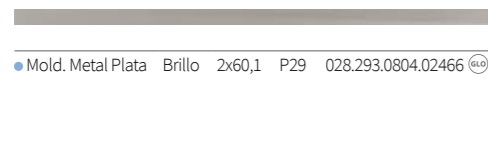
• Tripoli Mate Snow 20x60 M35 027.670.0296.01316



• Tripoli Blanco 20x60 M35 027.670.0012.01205



• Mold. Metal Plata Mate 2x60,1 P29 028.293.0803.02466



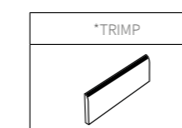
• Mold. Metal Plata Brillo 2x60,1 P29 028.293.0804.02466



Rvto. / Wall / Rvrm.: **Tripoli Mate Snow 20x60**

Piezas especiales / Special pieces / Pièces especiales (No Rlv.)

Consultar en página / Consult on page / Consulter en page: 344



Empaquetado / Packaging / Emballage

| Formato | pz/cj | m ² /cj | cj/pl | m ² /pl | kg/cj | kg/pl |
|---------|-------|--------------------|-------|--------------------|-------|----------|
| 20x60 | 9 | 1.08 | 64 | 69.12 | 17.90 | 1,165.60 |
| 2x60,1 | 10 | - | - | - | 2.05 | - |




WHITES COTON - GLACE - LINEN NEIGE - ROSSINI - VOILE - TRIPOLI



Formatos / Sizes / Formats


25x75
9,84"x29,53"
10 mm




• Coton Blanco 25x75 M46 027.725.0012.02880



• Glace Blanco 25x75 M46 027.725.0012.02879



• Linen Blanco 25x75 M46 027.725.0012.02881



• Mold. Metal Plata Brillo 2x75 P39 028.719.0804.02466



• Mold. Metal Plata Mate 2x75 P39 028.719.0803.02466




• Neige Blanco 25x75 M46 027.725.0012.02877



• Voile Blanco 25x75 M46 027.725.0012.02878



• Dec. Rossini 25x75 M180 028.725.0001.02932



• Tripoli Blanco 25x75 M46 027.725.0012.01205

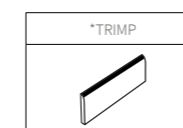
• Tripoli Mate Snow 25x75 M46 027.725.0296.01316



Rvto. / Wall / Rvrm.: Glace Blanco 25x75 - Soul Perla 25x75

Piezas especiales / Special pieces / Pieces especiales (No Rlv.)

Consultar en página / Consult on page / Consulter en page: 344



Empaquetado / Packaging / Emballage

| Formato | pz/cj | m ² /cj | cj/pl | m ² /pl | kg/cj | kg/pl |
|-------------------|-------|--------------------|-------|--------------------|-------|----------|
| 25x75 | 7 | 1.31 | 48 | 62.88 | 20.50 | 1,004.00 |
| 25x75 Dec.Rossini | 6 | 1.13 | 60 | 67.80 | 22.50 | 1,370.00 |
| 2x75 | 21 | - | - | - | 5.76 | - |



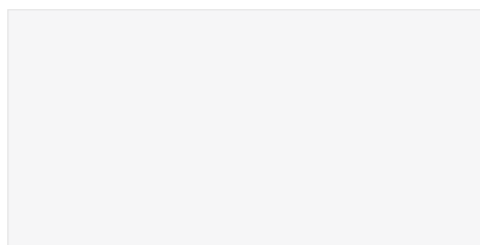
WHITES TRIPOLI AROSA-BABEL-ORDESA

PASTA BLANCA
REVESTIMIENTO PASTA BLANCA RECTIFICADA · RECTIFIED WHITE BODY WALL TILES · REVÊTEMENT PÂTE BLANCHE RECTIFIÉE

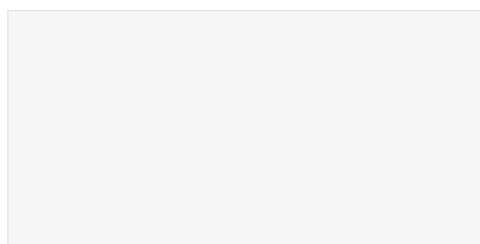


Formatos / Sizes / Formats

30x60 Δ 7 mm
11,81"x23,62"
REC.



• Tripoli Mate Snow 30x60 Rec. M44 031.547.0296.01316



• Tripoli Blanco 30x60 Rec. M44 031.547.0012.01205




• Ordesa Roble 30x60 Rec. M44 031.547.0036.02244

• Mold. Metal Plata Mate 2x60,1 P29 028.293.0803.02466

• Mold. Metal Plata Brillo 2x60,1 P29 028.293.0804.02466



• Babel Snow 30x60 Rec. M190 032.547.0296.01612



• Dec.Arosa Blanco 30x60 Rec. P91 032.451.0012.01034



Rvto. / Wall / Rvrm.: **Tripoli Blanco 30x60**
Pvto. / Floor / Sol.: **Boreal Miel 23x120**



Empaquetado / Packaging / Emballage

| Formato | pz/cj | m ² /cj | cj/pl | m ² /pl | kg/cj | kg/pl |
|-------------|-------|--------------------|-------|--------------------|-------|----------|
| 30x60 | 9 | 1.62 | 60 | 97.20 | 21.50 | 1,310.00 |
| 30x60 Babel | 6 | 1.08 | 66 | 71.28 | 13.50 | 911.00 |
| 30x60 Dec | 4 | - | - | - | 9.00 | - |
| 2x60,1 | 10 | - | - | - | 2.05 | - |

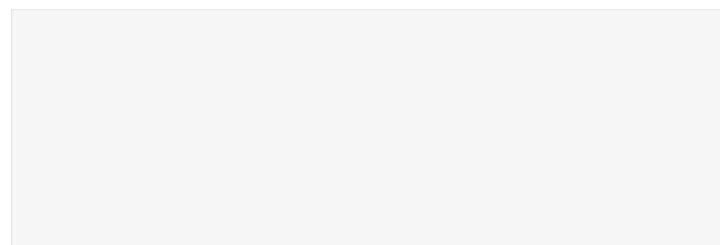
WHITES TRIPOLI - DERNIA - ICELAND - SIRTE TOBRUK

PASTA BLANCA
REVESTIMIENTO PASTA BLANCA RECTIFICADA · RECTIFIED WHITE BODY WALL TILES · REVÊTEMENT PÂTE BLANCHE RECTIFIÉE



Formatos / Sizes / Formats

30x90
11,81"x35,43"
8,7 mm
REC.



• Tripoli Blanco 30x90 Rec. M64 031.872.0012.01205
• Tripoli Mate Snow 30x90 Rec. M64 031.872.0296.01316



• Tobruk Blanco 30x90 Rec. M64 031.872.0012.00114
• Tobruk Snow 30x90 Rec. M64 031.872.0296.00114



• Sirte Blanco 30x90 Rec. M64 031.872.0012.00111
• Sirte Snow 30x90 Rec. M64 031.872.0296.00111


• Mold. Metal Brillo 1,5x90 P38 032.007.0804.01211



• Derna Blanco 30x90 Rec. M64 031.872.0012.00115
• Derna Snow 30x90 Rec. M64 031.872.0296.00115



• Iceland White 30x90 Rec. M64 031.872.0108.10075



Rvto. / Wall / Rvtm.: **Iceland White 30x90**
Pvto. / Floor / Sol: **At. Boi Coto 33,3x33,3**

Rvto. / Wall / Rvtm.: **Sirte Blanco 30x90 - Tripoli Blanco 30x90**
Pvto. / Floor / Sol: **Elk Teka 25x150**

Empaquetado / Packaging / Emballage

| Formato | pz/cj | m ² /cj | cj/pl | m ² /pl | kg/cj | kg/pl |
|---------|-------|--------------------|-------|--------------------|-------|----------|
| 30x90 | 5 | 1.35 | 63 | 85.05 | 20.22 | 1.295.86 |
| 1,5x90 | 21 | - | - | - | 5.50 | - |

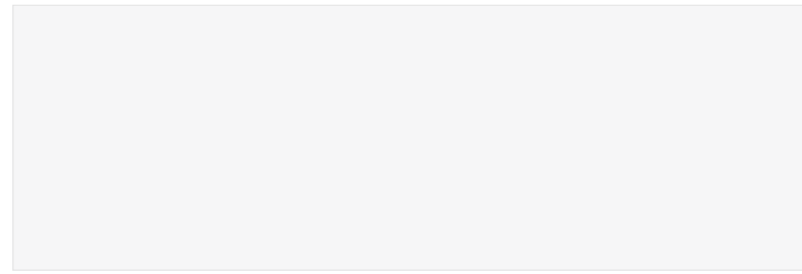


WHITES TRIPOLI - AMALT - ORDESA



Formatos / Sizes / Formats

33,3x100
13,11"x39,37"
REC.



| | | | | | | |
|-----------|-----------|----------|------|-----|--------------------|--|
| • Tripoli | Blanco | 33,3x100 | Rec. | M64 | 031.627.0012.01205 | |
| • Tripoli | Mate Snow | 33,3x100 | Rec. | M64 | 031.627.0296.01316 | |



| | | | | | | |
|---------|--------|----------|------|-----|--------------------|--|
| • Amalt | Blanco | 33,3x100 | Rec. | M64 | 031.627.0012.00001 | |
| • Amalt | Snow | 33,3x100 | Rec. | M64 | 031.627.0296.00001 | |



| | | | | | | |
|----------|-------|----------|------|-----|--------------------|--|
| • Ordesa | Roble | 33,3x100 | Rec. | M64 | 031.627.0036.02244 | |
|----------|-------|----------|------|-----|--------------------|--|

| | | | | | | |
|---------------|--------|---------|--|-----|--------------------|--|
| • Mold. Metal | Brillo | 1,5x100 | | P35 | 032.430.0804.01211 | |
|---------------|--------|---------|--|-----|--------------------|--|

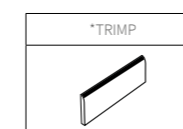
| | | | | | | |
|---------------|------|---------|--|-----|--------------------|--|
| • Mold. Metal | Mate | 1,5x100 | | P35 | 032.430.0803.01211 | |
|---------------|------|---------|--|-----|--------------------|--|



Rvto. / Wall / Rvrm.: **Tripoli Mate Snow 33,3x100 - Ordesa Roble 33,3x100**
Pvto. / Floor / Sol.: **Omnia Ash 90x90**

Piezas especiales / Special pieces / Pièces especiales (No Rlv. / No Dec.)

Consultar en página / Consult on page / Consulter en page: 344



Empaquetado / Packaging / Emballage

| Formato | pz/cj | m²/cj | cj/pl | m²/pl | kg/cj | kg/pl |
|----------|-------|-------|-------|-------|-------|----------|
| 33,3x100 | 6 | 2.00 | 48 | 96.00 | 24.00 | 1,174.00 |
| 1,5x100 | 12 | - | - | - | 2.60 | - |




WHITES TRIPOLI - VARENNA - DEC. ANYA

PASTA BLANCA
REVESTIMIENTO PASTA BLANCA RECTIFICADA · RECTIFIED WHITE BODY WALL TILES · REVÊTEMENT PÂTE BLANCHE RECTIFIÉE



Formatos / Sizes / Formats

40x120
15,74"x47,24"
11 mm
REC.



| | | | | | | |
|-----------|-----------|--------|------|-----|--------------------|--|
| • Tripoli | Blanco | 40x120 | Rec. | M79 | 031.412.0012.01205 | |
| • Tripoli | Mate Snow | 40x120 | Rec. | M79 | 031.412.0296.01316 | |



| | | | | | | |
|-----------|------|--------|------|-----|--------------------|--|
| • Varenna | Snow | 40x120 | Rec. | M79 | 031.412.0296.10351 | |
|-----------|------|--------|------|-----|--------------------|--|



| | | | | | | |
|-------------|--|---------------|------|------|--------------------|--|
| • Dec. Anya | | 40x120 Pack-2 | Rec. | P858 | 032.555.0001.10847 | |
|-------------|--|---------------|------|------|--------------------|--|

| | | | | | | |
|---------------|--------|---------|------|-----|--------------------|--|
| • Mold. Metal | Brillo | 1,5x120 | Rec. | P41 | 032.428.0804.01211 | |
|---------------|--------|---------|------|-----|--------------------|--|



Rvto. / Wall / Rvrm.: **Tripoli Mate Snow 40x120 - Dec. Anya Argent 40x120 Pack-2 - Varenna Snow 40x120**
Pvto. / Floor / Sol: **Oldmanor Ambar 25x150**



Empaquetado / Packaging / Emballage

| Formato | pz/cj | m ² /cj | cj/pl | m ² /pl | kg/cj | kg/pl |
|---------------|-------|--------------------|-------|--------------------|-------|--------|
| 40x120 | 3 | 1.44 | 20 | 28.80 | 28.00 | 580.00 |
| 40x120 Pack-2 | 2 | - | - | - | 18.70 | - |
| 1,5x120 | 18 | - | - | - | 5.00 | - |

ZEN COLLECTION /NAHA-NAGOYA

PASTA BLANCA
REVESTIMIENTO PASTA BLANCA RECTIFICADA · RECTIFIED WHITE BODY WALL TILES · REVÊTEMENT PÂTE BLANCHE RECTIFIÉE



Formatos / Sizes / Formats

| | |
|---------------------------------------|-------|
| 40x120 Pack-2 15,74"x47,24" | 11 mm |
| | REC. |



● Dec. Naha 40x120 Pack-2 Rec. P500 032.555.0001.12219



● Dec. Nagoya 40x120 Pack-2 Rec. P500 032.555.0001.12220



Rvto. / Wall / Rvrm.: **Dec. Naha 40x120 Pack-2 - Koncept Nacar 120x260**
Pvto. / Floor / Sol: **Koncept Nacar 120x120**



Rvto. / Wall / Rvrm.: **Dec. Nagoya 40x120 Pack-2 - Koncept Argent 120x260**
Pvto. / Floor / Sol: **Koncept Argent 120x120**



Empaquetado / Packaging / Emballage

| Formato | pz/cj | m²/cj | cj/pl | m²/pl | kg/cj | kg/pl |
|---------------|-------|-------|-------|-------|-------|-------|
| 40x120 Pack-2 | 2 | - | - | - | 18.70 | - |

ZEN COLLECTION / TOKAI

PASTA BLANCA
REVESTIMIENTO PASTA BLANCA RECTIFICADA · RECTIFIED WHITE BODY WALL TILES · REVÊTEMENT PÂTE BLANCHE RECTIFIÉE



Formatos / Sizes / Formats

| | |
|---------------------------------------|-------|
| 40x120 Pack-2 15,74"x47,24" | 11 mm |
| | REC. |



• Dec. Tokai 40x120 Pack-2 Rec. P500 032.555.0001.12218



Rvto. / Wall / Rvtrm.: **Dec. Tokai 40x120 Pack-2**
Pvto. / Floor / Sol: **Koncept Nacar 120x120**



Empaquetado / Packaging / Emballage

| Formato | pz/cj | m ² /cj | cj/pl | m ² /pl | kg/cj | kg/pl |
|---------------|-------|--------------------|-------|--------------------|-------|-------|
| 40x120 Pack-2 | 2 | - | - | - | 18.70 | - |



REVESTIMIENTO
PASTA ROJA

RED BODY WALL TILES
REVÊTEMENT PÂTE ROUGE



Formatos / Sizes / Formats

31,6x60 ^{9,5}mm
12,44"x23,62"



● Albi Blanco 31,6x60 M33 002.655.0012.10136



● Rlv. Albi Gris 31,6x60 M33 002.655.0002.10137



● Albi Perla 31,6x60 M33 002.655.0037.10136



● Mold. Metal Plata Brillo 2x60 P29 005.744.0804.02466



● Dec. Albi Mix 31,6x60 M33 002.655.0100.10269



● Rlv. Albi Beige 31,6x60 M33 002.655.0007.10137



● Albi Beige 31,6x60 M33 002.655.0007.10136



Rvto. / Wall / Rvto.: Albi Beige 31,6x60 - Rlv. Albi Beige 31,6x60
Pvto. / Floor / Sol: Nera Nogal 25x150



Empaquetado / Packaging / Emballage

| Formato | pz/cj | m ² /cj | cj/pl | m ² /pl | kg/cj | kg/pl |
|---------|-------|--------------------|-------|--------------------|-------|---------|
| 31,6x60 | 8 | 1.52 | 48 | 72.96 | 26.00 | 1268.00 |
| 2x60 | 10 | - | - | - | 2.05 | - |

ARTISAN



Formatos / Sizes / Formats


31,6x60 ^{9,5}mm
12,44"x23,62"




● Pre.Artisan Blanco 31,6x60 M42 002.655.0012.11172



● Pre.Artisan Greige 31,6x60 M42 002.655.0408.11172



● Pre.Artisan Azul 31,6x60 M42 002.655.0004.11172



● Pre.Artisan Fresh 31,6x60 M42 002.655.0570.11172



● Pre.Artisan Crema 31,6x60 M42 002.655.0096.11172



● Pre.Artisan Coral 31,6x60 M42 002.655.0040.11172



● Pre.Artisan Verde 31,6x60 M42 002.655.0005.11172



● Pre.Artisan Warm 31,6x60 M42 002.655.0603.11172

● Mold. Metal Plata Brillo 2x60 P29 005.744.0804.02466



Rvto. / Wall / Rvto.: Pre.Artisan Crema 31,6x60 - Pre.Artisan Warm 31,6x60 - At.Viggo Arce 20x120
Pvto. / Floor / Sol.: At.Viggo Arce 20x120



Empaquetado / Packaging / Emballage

| Formato | pz/cj | m ² /cj | cj/pl | m ² /pl | kg/cj | kg/pl |
|---------|-------|--------------------|-------|--------------------|-------|---------|
| 31,6x60 | 8 | 1.52 | 48 | 72.96 | 26.00 | 1268.00 |
| 2x60 | 10 | - | - | - | 2.05 | - |



Formatos / Sizes / Formats


31,6x60 ^{9,5}mm
12,44"x23,62"



● Artline Bianco 31,6x60
M33
002.655.0150.12077



● Artline Greige 31,6x60
M33
002.655.0408.12077



● Artline Amber 31,6x60
M33
002.655.0382.12077




● Artline Aqua 31,6x60
M33
002.655.0498.12077



● Artline Blu 31,6x60
M33
002.655.0158.12077



Rvto. / Wall / Rvtm.: **Artline Greige 31,6x60 - Urbana Sand 31,6x60**
Pvto. / Floor / Sol: **Rovere Honey 15x90**



Empaquetado / Packaging / Emballage

| Formato | pz/cj | m ² /cj | cj/pl | m ² /pl | kg/cj | kg/pl |
|---------|-------|--------------------|-------|--------------------|-------|---------|
| 31,6x60 | 8 | 1.52 | 48 | 72.96 | 26.00 | 1268.00 |



Formatos / Sizes / Formats

20x60 ∇ 9,4 mm
7,87"x23,62"



● Brienz Blanco 20x60 M26 002.670.0012.02985



● Brienz Ceniza 20x60 M26 002.670.0019.02985



● Brienz Marengo 20x60 M26 002.670.0028.02985



● Dec. Brienz Ceniza 20x60 M26 002.670.0019.03820



● Mold. Metal Plata Brillo 2x60 P29 005.744.0804.02466



● Rlv. Brienz Blanco 20x60 M26 002.670.0012.03817



● Rlv. Brienz Ceniza 20x60 M26 002.670.0019.03817



● Rlv. Brienz Marengo 20x60 M26 002.670.0028.03817



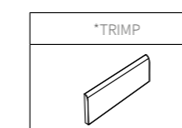
● Dec. Brienz Marengo 20x60 M26 002.670.0028.03820



Rvto. / Wall / Rvtrn.: Dec. Brienz Marengo 20x60 - Brienz Marengo 20x60 - Brienz Blanco 20x60
Pvto. / Floor / Sol: Oldmanor Ambar 25x150

Piezas especiales / Special pieces / Pieces especiales (No Rlv. / No Dec.)

Consultar en página / Consult on page / Consulter en page: 344



Empaquetado / Packaging / Emballage

| Formato | pz/cj | m ² /cj | cj/pl | m ² /pl | kg/cj | kg/pl |
|---------|-------|--------------------|-------|--------------------|-------|----------|
| 20x60 | 9 | 1.08 | 80 | 86.40 | 17.90 | 1,452.00 |
| 2x60 | 10 | - | - | - | 2.05 | - |



Disponibile en / Available in / Disponible:
Brienz 33,3x100 Rev. Pasta Blanca / White body wall tiles / Revêtement pâte blanche - Pág. / Page / Page 176

DREAM



Formatos / Sizes / Formats

31,6x60 ^{9,5}/_{mm}
12,44"x23,62"



● Dream Marfil 31,6x60 M33 002.655.0033.02633



● Rlv. Dream Marfil 31,6x60 M33 002.655.0033.02634



● Dream Vison 31,6x60 M33 002.655.0024.02633




● Dec. Albi Mix 31,6x60 M33 002.655.0100.10269



● Dream Perla 31,6x60 M33 002.655.0037.02633



● Rlv. Dream Perla 31,6x60 M33 002.655.0037.02634



● Dream Marengo 31,6x60 M33 002.655.0028.02633



● Mold. Metal Plata Brillo 2x60 P29 005.744.0804.02466



Rvto. / Wall / Rvtm.: **Dream Perla 31,6x60 - Rlv. Dream Perla 31,6x60**
Pvto. / Floor / Sol: **Dream Marengo 45x45**



Disponibile en / Available in / Disponible:
Dream Pav. Pasta roja / Red body floor tiles / Sol pâte rouge - Pág. / Page / Page 328

Empaquetado / Packaging / Emballage

| Formato | pz/cj | m ² /cj | cj/pl | m ² /pl | kg/cj | kg/pl |
|---------|-------|--------------------|-------|--------------------|-------|---------|
| 31,6x60 | 8 | 1.52 | 48 | 72.96 | 26.00 | 1268.00 |
| 2x60 | 10 | - | - | - | 2.05 | - |

GRAVEL



Formatos / Sizes / Formats

20x60 ∇ 9,4 mm
7,87"x23,62"



● Gravel Perla 20x60 M26 002.670.0037.05643



● Gravel Gris 20x60 M26 002.670.0002.05643



● Gravel Crema 20x60 M26 002.670.0096.05643



● Gravel Moka 20x60 M26 002.670.0240.05643



● Mold. Metal Plata Brillo 2x60 P29 005.744.0804.02466



● Ond. Gravel Perla 20x60 M26 002.670.0037.05719



● Rlv. Gravel Gris 20x60 M26 002.670.0002.05668



● Ond. Gravel Crema 20x60 M26 002.670.0096.05719



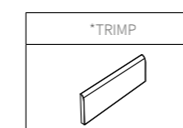
● Rlv. Gravel Moka 20x60 M26 002.670.0240.05668



Rvto. / Wall / Rvrm.: **Gravel Crema 20x60 - Ond. Gravel Crema 20x60 - Gravel Moka 20x60**
Pvto. / Floor / Sol: **At. Blaze Marfil 60,8x60,8**

Piezas especiales / Special pieces / Pieces especiales (No Rlv.)

Consultar en página / Consult on page / Consulter en page: 344



Empaquetado / Packaging / Emballage

| Formato | pz/cj | m ² /cj | cj/pl | m ² /pl | kg/cj | kg/pl |
|---------|-------|--------------------|-------|--------------------|-------|----------|
| 20x60 | 9 | 1,08 | 80 | 86,40 | 17,90 | 1,452,00 |
| 2x60 | 10 | - | - | - | 2,05 | - |





Formatos / Sizes / Formats

20x60
7,87"x23,62"



● Kenya Blanco 20x60 M26 002.670.0012.00026



● Kenya Silver 20x60 M26 002.670.0183.00026



● Kenya Nacar 20x60 M26 002.670.0030.00026



● Kenya Mocha 20x60 M26 002.670.0210.00026



● List. Pinetown Mix 5x60 P20 005.636.0100.02839



● List. Pinetown Silver 5x60 P20 005.636.0183.02839



● Dec. Pinetown Mix 20x60 P51 005.677.0100.02839



● Kenya 3D Silver 20x60 M26 002.670.0183.02792



● Kenya 3D Nacar 20x60 M26 002.670.0030.02792



● Kenya 3D Mocha 20x60 M26 002.670.0210.02792



● List. Pinetown Mocha 5x60 P20 005.636.0210.02839



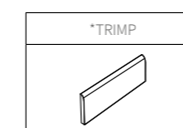
● Mold. Metal Plata Brillo 2x60 P29 005.744.0804.02466



Rvto. / Wall / Rvtrm.: Kenya Nacar 20x60 - Kenya 3D Silver 20x60

Piezas especiales / Special pieces / Pièces especiales (No Dec.)

Consultar en página / Consult on page / Consulter en page: 344



Empaquetado / Packaging / Emballage

| Formato | pz/cj | m ² /cj | cj/pl | m ² /pl | kg/cj | kg/pl |
|------------|-------|--------------------|-------|--------------------|-------|----------|
| 20x60 | 9 | 1.08 | 80 | 86.40 | 17.90 | 1,452.00 |
| 20x60 Dec. | 4 | - | - | - | 9.20 | - |
| 5x60 | 14 | - | - | - | 7.20 | - |
| 2x60 | 10 | - | - | - | 2.05 | - |





Formatos / Sizes / Formats

31,6x60 ^{9,5}/_{mm}
12,44"x23,62"



● Klim Perla 31,6x60 M33 002.655.0037.02654




● Klim Nacar 31,6x60 M33 002.655.0030.02654



● Klim Gris 31,6x60 M33 002.655.0002.02654



● Klim Vison 31,6x60 M33 002.655.0024.02654



● Rlv. Klim Mix-Gris 31,6x60 M33 002.655.0300.10355



● Rlv. Klim Mix 31,6x60 M33 002.655.0100.10355



● Mold. Metal Plata Brillo 2x60 P29 005.744.0804.02466



Rvto. / Wall / Rvtm.: Klim Nacar 31,6x60 - Rlv. Klim Mix 31,6x60



Empaquetado / Packaging / Emballage

| Formato | pz/cj | m ² /cj | cj/pl | m ² /pl | kg/cj | kg/pl |
|---------|-------|--------------------|-------|--------------------|-------|---------|
| 31,6x60 | 8 | 1.52 | 48 | 72.96 | 26.00 | 1268.00 |
| 2x60 | 10 | - | - | - | 2.05 | - |




Formatos / Sizes / Formats

20x60 ∇ 9,4 mm
7,87"x23,62"



● Rlv. Lowry Blanco 20x60 M26 002.670.0012.08845



● Lowry Blanco 20x60 M26 002.670.0012.01906



● Berwick Azul 20x60 M26 002.670.0004.09012



● Lowry Azul 20x60 M26 002.670.0004.01906



● Irwell Sky 20x60 M26 002.670.0524.08846



● Lowry Sky 20x60 M26 002.670.0524.01906



● Rlv. Lowry Perla 20x60 M26 002.670.0037.08845



● Lowry Perla 20x60 M26 002.670.0037.01906



● Berwick Ceniza 20x60 M26 002.670.0019.09012



● Lowry Silver 20x60 M26 002.670.0183.01906



● Irwell Smoke 20x60 M26 002.670.0540.08846



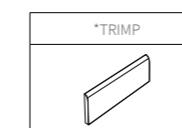
● Mold. Metal Plata Brillo 2x60 P29 005.744.0804.02466



Rvto. / Wall / Rvtm.: **Lowry Blanco 20x60 - Berwick Azul 20x60 - Lowry Azul 20x60**
Pvto. / Floor / Sol: **Oldmanor Ambar 25x150**

Piezas especiales / Special pieces / Pieces especiales (No Rlv. / No Dec.)

Consultar en página / Consult on page / Consulter en page: 344



Empaquetado / Packaging / Emballage

| Formato | pz/cj | m ² /cj | cj/pl | m ² /pl | kg/cj | kg/pl |
|---------|-------|--------------------|-------|--------------------|-------|----------|
| 20x60 | 9 | 1.08 | 80 | 86.40 | 17.90 | 1,452.00 |
| 2x60 | 10 | - | - | - | 2.05 | - |





Formatos / Sizes / Formats


20x60 ∇ 9,4 mm
7,87"x23,62"



● Rlv. Lowry Blanco 20x60 M26 002.670.0012.08845



● Rlv. Lowry Nude 20x60 M26 002.670.0383.08845



● Lowry Blanco 20x60 M26 002.670.0012.01906



● Lowry Nude 20x60 M26 002.670.0383.01906



● Berwick Rojo 20x60 M26 002.670.0008.09012




● Berwick Taupe 20x60 M26 002.670.0285.09012



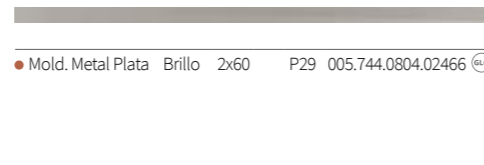
● Lowry Rojo 20x60 M26 002.670.0008.01906



● Lowry Taupe 20x60 M26 002.670.0285.01906



● Irwell Jasmin 20x60 M26 002.670.0395.08846



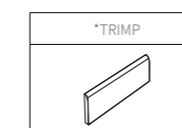
● Mold. Metal Plata Brillo 2x60 P29 005.744.0804.02466



Rvto. / Wall / Rvrm.: **Lowry Rojo 20x60 - Berwick Rojo 20x60**
Pvto. / Floor / Sol: **Omnia Neutro 60x60**

Piezas especiales / Special pieces / Pieces especiales (No Rlv. / No Dec.)

Consultar en página / Consult on page / Consulter en page: 344



Empaquetado / Packaging / Emballage

| Formato | pz/cj | m ² /cj | cj/pl | m ² /pl | kg/cj | kg/pl |
|---------|-------|--------------------|-------|--------------------|-------|----------|
| 20x60 | 9 | 1.08 | 80 | 86.40 | 17.90 | 1,452.00 |
| 2x60 | 10 | - | - | - | 2.05 | - |



POTSDAM /NEU



Formatos / Sizes / Formats


20x60 ∇ 9,4 mm
7,87"x23,62"



● Potsdam Blanco 20x60 M26 002.670.0012.02950



● Rlv. Potsdam Blanco 20x60 M26 002.670.0012.02951



● Potsdam Tortora 20x60 M26 002.670.0297.02950




● Potsdam Taupe 20x60 M26 002.670.0285.02950



● Potsdam Ceniza 20x60 M26 002.670.0019.02950



● Rlv. Potsdam Ceniza 20x60 M26 002.670.0019.02951



● Potsdam Grafito 20x60 M26 002.670.0068.02950



● Neu Blanco Mate 20x60 M26 002.670.0174.02943



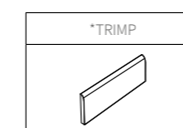
● Mold. Metal Plata Brillo 2x60 P29 005.744.0804.02466



Rvto. / Wall / Rvtm.: Potsdam Blanco 20x60 - Potsdam Tortora 20x60

Piezas especiales / Special pieces / Pièces especiales (No Rlv.)

Consultar en página / Consult on page / Consulter en page: 344



Empaquetado / Packaging / Emballage

| Formato | pz/cj | m ² /cj | cj/pl | m ² /pl | kg/cj | kg/pl |
|---------|-------|--------------------|-------|--------------------|-------|----------|
| 20x60 | 9 | 1.08 | 80 | 86.40 | 17.90 | 1,452.00 |
| 2x60 | 10 | - | - | - | 2.05 | - |





Formatos / Sizes / Formats

31,6x60 Δ 9,5 mm
12,44"x23,62"



● Sassi Perla 31,6x60 M33 002.655.0037.11655



● Sassi Beige 31,6x60 M33 002.655.0007.11655



● Sassi Gris 31,6x60 M33 002.655.0002.11655



● Sassi Visón 31,6x60 M33 002.655.0024.11655



● Dec. Sassi Gris 31,6x60 M33 002.655.0002.11656



● Dec. Sassi Visón 31,6x60 M33 002.655.0024.11656

● Mold. Metal Plata Brillo 2x60 P29 005.744.0804.02466



Rvto. / Wall / Rvtm.: Sassi Perla 31,6x60 - Dec. Sassi Gris 31,6x60
Pvto. / Floor / Sol: Oldmanor Tabaco 20x120



Empaquetado / Packaging / Emballage

| Formato | pz/cj | m ² /cj | cj/pl | m ² /pl | kg/cj | kg/pl |
|---------|-------|--------------------|-------|--------------------|-------|---------|
| 31,6x60 | 8 | 1.52 | 48 | 72.96 | 26.00 | 1268.00 |
| 2x60 | 10 | - | - | - | 2.05 | - |

SOFT



Formatos / Sizes / Formats

31,6x60 ∇ 9,5 mm
12,44"x23,62"



● Soft Snow 31,6x60 M33 002.655.0296.02768



● Rlv. Soft Snow 31,6x60 M33 002.655.0296.10196



● Soft Marfil 31,6x60 M33 002.655.0033.02768



● Rlv. Soft Marfil 31,6x60 M33 002.655.0033.10196



● Soft Perla 31,6x60 M33 002.655.0037.02768



● Rlv. Soft Perla 31,6x60 M33 002.655.0037.10196



● Mold. Metal Plata Brillo 2x60 P29 005.744.0804.02466



Rvto. / Wall / Rvtrm.: **Soft Perla 31,6x60 - Rlv. Soft Perla 31,6x60**
Pvto. / Floor / Sol: **At. Viggo Fresno 20x120**



Empaquetado / Packaging / Emballage

| Formato | pz/cj | m ² /cj | cj/pl | m ² /pl | kg/cj | kg/pl |
|---------|-------|--------------------|-------|--------------------|-------|----------|
| 31,6x60 | 8 | 1.52 | 48 | 72.96 | 26.00 | 1,268.00 |
| 2x60 | 10 | - | - | - | 2.05 | - |

SPRING



Formatos / Sizes / Formats

20x60 ∇ 9,4 mm
7,87"x23,62"

7,5x30 ∇ 10 mm
2,95"x11,81"

COMBINACIONES
MATCHING COLLECTIONS / LES COLLECTIONS À COMBINER
SPRING (ORIGIN CAT.)



● Spring Perla 20x60 M26 002.670.0037.11486



● Springline Perla 20x60 M26 002.670.0037.11539



● Spring Blanco 20x60 M26 002.670.0012.11486



● Spring Azul 20x60 M26 002.670.0004.11486



● Springline Azul 20x60 M26 002.670.0004.11539




● Dec. Paraje 20x60 - (Pack 2pz) P78 005.757.0001.02405



● Spring Verde 20x60 M26 002.670.0005.11486



● Springline Verde 20x60 M26 002.670.0005.11539



● Spring Ocre 20x60 M26 002.670.0052.11486



● Springline Ocre 20x60 M26 002.670.0052.11539



● Dec. Eboli 20x60 - (Pack 2pz) P78 005.757.0001.11630



● Spring Carmin 20x60 M26 002.670.0195.11486



● Springline Carmin 20x60 M26 002.670.0195.11539



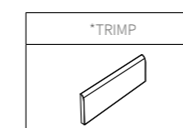
● Mold. Metal Plata Brillo 2x60 P29 005.744.0804.02466



Rvto. / Wall / Rvtm.: **Spring Carmin 20x60 - Springline Carmin 20x60 - Spring Perla 20x60 - Springline Perla 20x60**
Pvto. / Floor / Sol: **Oldmanor Arena 20x120**

Piezas especiales / Special pieces / Pièces especiales (No Rlv.)

Consultar en página / Consult on page / Consulter en page: 344



Empaquetado / Packaging / Emballage

| Formato | pz/cj | m ² /cj | cj/pl | m ² /pl | kg/cj | kg/pl |
|------------|-------|--------------------|-------|--------------------|-------|----------|
| 20x60 | 9 | 1,08 | 80 | 86,40 | 17,90 | 1,452,00 |
| 20x60 Dec. | 2 | - | - | - | 4,00 | - |
| 2x60 | 10 | - | - | - | 2,05 | - |





Formatos / Sizes / Formats

31,6x60 Δ 9,5 mm
12,44"x23,62"



● Urbana Perla 31,6x60 M33 002.655.0037.01702



● Urbana Sand 31,6x60 M33 002.655.0119.01702



● Rlv. Urbana Perla 31,6x60 M33 002.655.0037.02610



● Rlv. Urbana Sand 31,6x60 M33 002.655.0119.02610



● Dec. Albi Mix 31,6x60 M33 002.655.0100.10269



● Mold. Metal Plata Brillo 2x60 P29 005.744.0804.02466



Rvto. / Wall / Rvtm.: **Dream Perla 31,6x60** - Rlv. **Dream Perla 31,6x60**
Pvto. / Floor / Sol: **Oldmanor Tabaco 25x150**



Disponibile en / Available in / Disponible:
Urbana Pav. Pasta roja / Red body floor tiles / Sol pâte rouge – Pág. / Page / Page 334

Empaquetado / Packaging / Emballage

| Formato | pz/cj | m ² /cj | cj/pl | m ² /pl | kg/cj | kg/pl |
|---------|-------|--------------------|-------|--------------------|-------|---------|
| 31,6x60 | 8 | 1.52 | 48 | 72.96 | 26.00 | 1268.00 |
| 2x60 | 10 | - | - | - | 2.05 | - |



Formatos / Sizes / Formats

20x60
7,87"x23,62"
9,4 mm



● Viedma Blanco 20x60 M26 002.670.0012.05615



● Dec. Viedma Negro 20x60 M26 002.670.0003.05639



● Rlv. Viedma Blanco 20x60 M26 002.670.0012.05630



● Mold. Metal Plata Brillo 2x60 P29 005.744.0804.02466

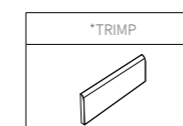


Rvtm. / Wall / Rvtm.: Viedma Blanco 20x60 - Rlv. Viedma Blanco 20x60

Rvtm. / Wall / Rvtm.: Viedma Blanco 20x60 - Dec. Viedma Negro 20x60
Pvtm. / Floor / Sol.: At. Viggo Nogal 20x75

Piezas especiales / Special pieces / Pieces especiales (No Rlv. / No Dec.)

Consultar en página / Consult on page / Consulter en page: 344



Empaquetado / Packaging / Emballage

| Formato | pz/cj | m ² /cj | cj/pl | m ² /pl | kg/cj | kg/pl |
|---------|-------|--------------------|-------|--------------------|-------|----------|
| 20x60 | 9 | 1.08 | 80 | 86.40 | 17.90 | 1,452.00 |
| 2x60 | 10 | - | - | - | 2.05 | - |




WHITES ALASKA - TORONTO




Formatos / Sizes / Formats

31,6x60 ∇ 9,5 mm
12,44"x23,62"


20x60 ∇ 9,4 mm
7,87"x23,62"




● Alaska Blanco 31,6x60 M33 002.655.0012.05036



● Toronto Blanco 31,6x60 M33 002.655.0012.05037



● Alaska Blanco 20x60 M26 002.670.0012.05036



● Toronto Blanco 20x60 M26 002.670.0012.05037



● Mold. Metal Plata Brillo 2x60 P29 005.744.0804.02466

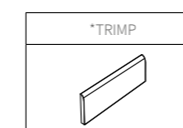


Rvto. / Wall / Rvrm.: **Toronto Blanco 20x60 - Mold. Metal Plata Brillo 2x60**
Pvto. / Floor / Sol: **Dream Marfil 45x45**



Piezas especiales / Special pieces / Pièces especiales

Consultar en página / Consult on page / Consulter en page: 344



Empaquetado / Packaging / Emballage

| Formato | pz/cj | m ² /cj | cj/pl | m ² /pl | kg/cj | kg/pl |
|---------|-------|--------------------|-------|--------------------|-------|----------|
| 31,6x60 | 8 | 1,52 | 48 | 72,96 | 26,00 | 1,268,00 |
| 20x60 | 9 | 1,08 | 80 | 86,40 | 17,90 | 1,452,00 |
| 2x60 | 10 | - | - | - | 2,05 | - |

WATERCOLOR



Formatos / Sizes / Formats

31,6x60 Δ 9,5 mm
12,44"x23,62"



● Watercolor Perla 31,6x60 M33 002.655.0037.11487



● Watercolor Azul 31,6x60 M33 002.655.0004.11487



● Watercolor Gris 31,6x60 M33 002.655.0052.11487



● Watercolor Verde 31,6x60 M33 002.655.0005.11487



● Watercolor Mix 31,6x60 M33 002.655.0001.11488



● Mold, Metal Plata Brillo 2x60 P29 005.744.0804.02466



Rvto. / Wall / Rvrm.: Watercolor Perla 31,6x60 - Watercolor Verde 31,6x60 - Watercolor Mix 31,6x60
Pvto. / Floor / Sol: Oldmanor Ambar 20x120



Empaquetado / Packaging / Emballage

| Formato | pz/cj | m ² /cj | cj/pl | m ² /pl | kg/cj | kg/pl |
|---------|-------|--------------------|-------|--------------------|-------|---------|
| 31,6x60 | 8 | 1.52 | 48 | 72.96 | 26.00 | 1268.00 |
| 2x60 | 10 | - | - | - | 2.05 | - |



PAVIMENTO PASTA ROJA

RED BODY FLOOR TILES
SOL PÂTE ROUGE

CASTLE



Formatos / Sizes / Formats

20x60
7,87"x23,62" ▲ 9,5 mm



● Castle Happy 20x60
M28 001.670.0343.02672



● Castle Antic 20x60
M28 001.670.0203.02672




● Castle Light 20x60
M28 001.670.0204.02672



● Castle Cocoa 20x60
M28 001.670.0265.02672



● Castle Cenere 20x60
M28 001.670.0274.02672



● Castle Cenere 20x60
M28 001.670.0274.02672




● Malla Cadena Light 30x30
P52 009.635.0204.00663



● Malla Cadena Cenere 30x30
P52 009.635.0274.00663



● Malla Cadena Cocoa 30x30
P52 009.635.0265.00663



● Malla Cadena Antic 30x30
P52 009.635.0203.00663



● Malla Cadena Happy 30x30
P52 009.635.0343.00663



● Malla Pekin Light 30x30
P32 009.635.0204.00664



● Malla Pekin Cenere 30x30
P32 009.635.0274.00664



● Malla Pekin Cocoa 30x30
P32 009.635.0265.00664



● Malla Pekin Antic 30x30
P32 009.635.0203.00664



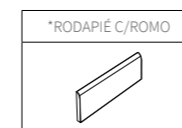
● Malla Pekin Happy 30x30
P32 009.635.0343.00664



Pvto. / Floor / Sol: Castle Cenere 20x60

Piezas especiales / Special pieces / Pièces especiales

Consultar en página / Consult on page / Consulter en page: 344



Empaquetado / Packaging / Emballage

| Formato | pz/cj | m ² /cj | cj/pl | m ² /pl | kg/cj | kg/pl |
|---------|-------|--------------------|-------|--------------------|-------|----------|
| 20x60 | 9 | 1.08 | 80 | 86.40 | 21.08 | 1.706.40 |
| 30x30 | 11 | - | - | - | 17.00 | - |



DREAM



CLASE 1

Formatos / Sizes / Formats

45x45 ∇ 8.8 mm
17,71"x17,71"



PEI 4

● Dream Marfil 45x45
M26 001.302.0033.02633



PEI 4

● Dream Perla 45x45
M26 001.302.0037.02633



PEI 4

● Dream Vison 45x45
M26 001.302.0024.02633



PEI 3

● Dream Marengo 45x45
M26 001.302.0028.02633



Rvto. / Wall / Rvtrm.: Dream Perla 31,6x60 - Rlv. Dream Perla 31,6x60
Pvto. / Floor / Sol: Dream Marengo 45x45



Disponibile en / Available in / Disponible:
Dream Rev. Pasta roja / Red body wall tiles / Revêtement pâte rouge - Pág. / Page / Page 296

Piezas especiales / Special pieces / Pièces especiales

Consultar en página / Consult on page / Consulter en page: 344

| *MOLDURA PELDAÑO | *MOLDURA PELDAÑO ESPECIAL | *ÁNGULO MOLD. ESPECIAL | *RODAPIÉ C/ROMO |
|------------------|---------------------------|------------------------|-----------------|
| | | | |

Empaquetado / Packaging / Emballage

| Formato | pz/cj | m ² /cj | cj/pl | m ² /pl | kg/cj | kg/pl |
|---------|-------|--------------------|-------|--------------------|-------|----------|
| 45x45 | 7 | 1.42 | 52 | 73.84 | 26.00 | 1.372.00 |

FRONDA



CLASE 1

Formatos / Sizes / Formats

20x60
7,87"x23,62"



● Fronda Perla 20x60 M28 001.670.0037.02437 PEI 4



● Fronda Haya 20x60 M28 001.670.0165.02437 PEI 4



● Fronda Abeto 20x60 M28 001.670.0266.02437 PEI 4



● Fronda Arce 20x60 M28 001.670.0198.02437 PEI 4



● Fronda Marengo 20x60 M28 001.670.0028.02437 PEI 4



● Fronda Musgo 20x60 M28 001.670.0805.02437 PEI 4



● Fronda Nogal 20x60 M28 001.670.0034.02437 PEI 3



● Fronda Cerezo 20x60 M28 001.670.0232.02437 PEI 3



● Fronda Roble 20x60 M28 001.670.0036.02437 PEI 3



● Fronda Wengue 20x60 M28 001.670.0197.02437 PEI 3

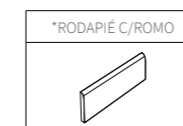


Pvto. / Floor / Sol: Fronda Wengue 20x60



Piezas especiales / Special pieces / Pièces especiales

Consultar en página / Consult on page / Consulter en page: 344



Empaquetado / Packaging / Emballage

| Formato | pz/cj | m ² /cj | cj/pl | m ² /pl | kg/cj | kg/pl |
|---------|-------|--------------------|-------|--------------------|-------|----------|
| 20x60 | 9 | 1.08 | 80 | 86.40 | 21.08 | 1.706.40 |



Formatos / Sizes / Formats

45x45 ∇ 8.8 mm
17,71"x17,71"



● Tovar Coto 45x45 M26 001.302.0046.02653 PEI4

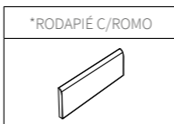
Nota: Variación gráfica de tacos.
Note: Graphical variation of the tacos.
Note: Variation dans la grafique des tacos.



Pvto. / Floor / Sol: Tovar Coto 45x45

Piezas especiales / Special pieces / Pièces especiales

Consultar en página / Consult on page / Consulter en page: 344



Empaquetado / Packaging / Emballage

| Formato | pz/cj | m ² /cj | cj/pl | m ² /pl | kg/cj | kg/pl |
|---------|-------|--------------------|-------|--------------------|-------|----------|
| 45x45 | 7 | 1.42 | 52 | 73.84 | 26.00 | 1.372.00 |



URBANA



CLASE 1

Formatos / Sizes / Formats

45x45 ∇ 8.8 mm
17,71" x 17,71"



PEI 4

● Urbana Crema 45x45 M26 001.302.0096.01702



PEI 4

● Urbana Marfil 45x45 M26 001.302.0033.01702



Pvto. / Floor / Sol: Urbana Crema 45x45



Disponibile en / Available in / Disponible:
Urbana Rev. Pasta roja / Red body wall tiles / Revêtement pâte rouge - Pág. / Page / Page 316

Piezas especiales / Special pieces / Pièces especiales

Consultar en página / Consult on page / Consulter en page: 344

| *MOLDURA PELDAÑO | *MOLDURA PELDAÑO ESPECIAL | *ÁNGULO MOLD. ESPECIAL | *RODAPIÉ C/ROMO |
|------------------|---------------------------|------------------------|-----------------|
| | | | |

Empaquetado / Packaging / Emballage

| Formato | pz/cj | m ² /cj | cj/pl | m ² /pl | kg/cj | kg/pl |
|---------|-------|--------------------|-------|--------------------|-------|----------|
| 45x45 | 7 | 1.42 | 52 | 73.84 | 26.00 | 1,372.00 |



UNIVERSE

Características técnicas

Technical features

Caractéristiques techniques

SISTEMA CORONACIÓN 20MM

20MM POOL COPING SYSTEM/ SYSTÈME DE COURONNEMENT 20MM

20x60,5
7,87"x23,81" **REC.**

30x90
11,81"x35,43" **REC.**

60x90
23,62"x35,43" **REC.**

90x90
35,43"x35,43" **REC.**

30,5x121 (SONOMA)
12,00"x47,63"

30,5x121 (SONOMA)
12,00"x47,63"

30x120,5 (SONOMA)
11,81"x47,24" **REC.**

30x120,5 (SONOMA)
11,81"x47,24" **REC.**

30x120 (60x120)
11,81"x47,24" **REC.**

30x120 (60x120)
11,81"x47,24" **REC.**



Borde Gradone

| | | | | |
|----------|------|--------------------|------|--|
| 20x60,5 | Rec. | 041.751.0001.09888 | P269 | |
| 30x90 | Rec. | 041.923.0001.09888 | P484 | |
| 30,5x121 | | 041.263.0001.09888 | P634 | |
| 30x120,5 | Rec. | 041.924.0001.09888 | P634 | |
| 30x120 | Rec. | 041.206.0001.09888 | P634 | |



Borde Doble Romo

| | | | | |
|----------|------|--------------------|------|--|
| 20x60,5 | Rec. | 041.751.0001.09941 | P180 | |
| 30x90 | Rec. | 041.923.0001.09941 | P307 | |
| 30,5x121 | | 041.263.0001.09941 | P390 | |
| 30x120,5 | Rec. | 041.924.0001.09941 | P390 | |
| 30x120 | Rec. | 041.206.0001.09941 | P403 | |



Borde Angular Gradone Int

| | | | | |
|----------|------|--------------------|-------|--|
| 20x60,5 | Rec. | 041.751.0001.09889 | P568 | |
| 30x90 | Rec. | 041.923.0001.09889 | P1100 | |
| 30,5x121 | | 041.263.0001.09889 | P1342 | |
| 30x120,5 | Rec. | 041.924.0001.09889 | P1342 | |
| 30x120 | Rec. | 041.206.0001.09889 | P1342 | |



Borde Doble Romo Angular Int

| | | | | |
|----------|------|--------------------|------|--|
| 20x60,5 | Rec. | 041.751.0001.09942 | P410 | |
| 30x90 | Rec. | 041.923.0001.09942 | P691 | |
| 30,5x121 | | 041.263.0001.09942 | P854 | |
| 30x120,5 | Rec. | 041.924.0001.09942 | P854 | |
| 30x120 | Rec. | 041.206.0001.09942 | P854 | |



Borde Angular Gradone Ext.

| | | | | |
|----------|------|--------------------|-------|--|
| 20x60,5 | Rec. | 041.751.0001.09889 | P568 | |
| 30x90 | Rec. | 041.923.0001.09889 | P1100 | |
| 30,5x121 | | 041.263.0001.09889 | P1342 | |
| 30x120,5 | Rec. | 041.924.0001.09889 | P1342 | |
| 30x120 | Rec. | 041.206.0001.09889 | P1342 | |



Borde Doble Romo Angular Ext.

| | | | | |
|----------|------|--------------------|------|--|
| 20x60,5 | Rec. | 041.751.0001.09942 | P410 | |
| 30x90 | Rec. | 041.923.0001.09942 | P691 | |
| 30,5x121 | | 041.263.0001.09942 | P854 | |
| 30x120,5 | Rec. | 041.924.0001.09942 | P854 | |
| 30x120 | Rec. | 041.206.0001.09942 | P854 | |



Rejilla

| | | | | |
|----------|------|--------------------|------|--|
| 20x60,5 | Rec. | 041.751.0001.09884 | P263 | |
| 30x90 | Rec. | 041.923.0001.09884 | P478 | |
| 30,5x121 | | 041.263.0001.09884 | P598 | |
| 30x120,5 | Rec. | 041.924.0001.09884 | P598 | |
| 30x120 | Rec. | 041.206.0001.09884 | P634 | |



Círculo Iluminación (Círculo de 12cm)

| | | | | |
|-------|------|--------------------|------|--|
| 60x60 | Rec. | 041.910.0001.09943 | P157 | |
| 90x90 | Rec. | 041.313.0001.09943 | P397 | |



Rejilla Angular

| | | | | |
|----------|------|--------------------|-------|--|
| 20x60,5 | Rec. | 041.751.0001.09886 | P568 | |
| 30x90 | Rec. | 041.923.0001.09886 | P1039 | |
| 30,5x121 | | 041.263.0001.09886 | P1300 | |
| 30x120,5 | Rec. | 041.924.0001.09886 | P1300 | |
| 30x120 | Rec. | 041.206.0001.09886 | P1403 | |



Círculo Iluminación (Círculo de 12cm)

| | | | | |
|----------|------|--------------------|------|--|
| 30,5x121 | | 041.263.0001.09943 | P175 | |
| 30x120,5 | Rec. | 041.924.0001.09943 | P175 | |
| 30x120 | Rec. | 041.206.0001.09943 | P195 | |

Disponible en todos los materiales y colores

- ALBANO pag 86
- DUPLOCEM pag 26
- DUPLOSTONE pag 28
- ESSEN pag 42
- KONCEPT pag 52
- K-STONE pag 56
- MOSEL pag 58
- SONOMA pag 158
- VITA pag 80



Pvto. / Floor / Sol: Borde Gradone Rec. 19,5x60,5 Duplocem Perla(20mm) - Borde angular gradone interior Rec.19,5x60,5 Duplocem Perla(20mm)
Rejilla Rec. 19,5x60,5 Duplocem Perla (20mm) - Rejilla angular Rec. 19,5x60x5 Duplocem Perla(20mm) - Círculo iluminación Rec 60,5x60,5 Duplocem Perla(20mm)

PLOTS REGULABLES

ADJUSTABLE PEDESTALS / PLOTS RÉGLABLES

| | |
|--|---|
| Tipo / Type | Regulable / Adjustable |
| Material / Material | Poliiolefina, Polimero Polioximetileno Polyolefin, Polymer, Polyoxymethylene |
| Resistencia a compresión Compressive strength | 750 Kg |
| Estabilidad térmica Thermal stability | -25° a + 110°C |
| Zona Apoyo Support area | Cabezal Superior de 92mm Base Inferior de 150mm de diametro 92mm Top plate 150mm Bottom base plate |
| Tipo de rosca Type of nut | Trapezoidal. Paso 6mm Trapezoidal. 6mm pitch |
| Alturas Heights | 3,5-5 cm 100 un/cj- 13Kg/cj 5-7 cm 130 un/cj- 18Kg/cj 7-10 cm 115 un/cj- 18Kg/cj |
| Consumo m2 / Coverage m2 (60x60 -60x120) | 3,20 un/ m2 3.20 pedestals/m2 |
| Pendientes / Slope | 1% |
| HS Code | 392690 |



MAT. COLOCACION PLOT REGULABLE
3,5/5 cm 089-852-0001-09541 P06

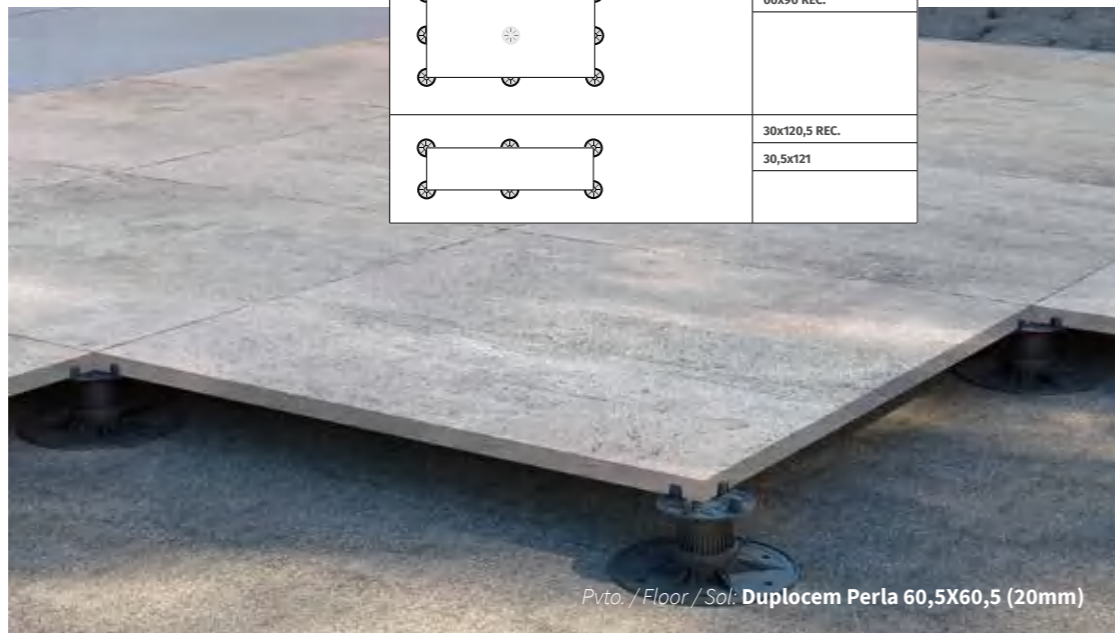
MAT. COLOCACION PLOT REGULABLE
5/7 cm 089-852-0001-09542 P06

MAT. COLOCACION PLOT REGULABLE
7/10 cm 089-852-0001-09543 P06

Colocación / Laying / Mise en Place



| *Colocación mínima recomendada de plots *Placement of the minimum recommended plots. *Placement des plots minimums recommandés. | Formato Size Format |
|---|---------------------------|
| | 60,5x60,5 REC. |
| | 90x90 REC. |
| | 60x120 REC. 60x90 REC. |
| | 30x120,5 REC. 30,5x121 |



MANTENIMIENTO Y LIMPIEZA

CLEANING AND CARE / ENTRETIEN ET NETTOYAGE

AGC
products

PRODUCTOS AGC

Agc products / Agc produits



Limpieza final de obra, mantenimiento

En el mercado existen un gran número de marcas específicas para la limpieza de la cerámica. Después de la colocación es fundamental realizar una buena limpieza con el fin de eliminar residuos y, en general, suciedad de la obra. Además recomendamos un buen mantenimiento del pavimento. Para estas operaciones recomendamos el empleo de nuestros **PRODUCTOS AGC**.

Para más información visita:

www.pamesa.com/SOLUCIONES-TECNICAS.html

www.agc.com.es

Cleaning freshly laid tiles & general care

There are numerous different brands of cleaning products for ceramic tiles. Freshly-laid tile surfaces must be given a thorough clean to remove residues and general building dirt. Tiled floors should also be cared for and kept in optimal condition. For this purpose, we recommend the use of our **AGC** cleaning range.

For further information, visit:

www.pamesa.com/SOLUCIONES-TECNICAS.html

www.agc.com.es

Nettoyage fin de chantier, entretien

Il existe sur le marché un grand nombre de marques spécifiques pour le nettoyage du carrelage. Après la pose, il est fondamental de réaliser un bon nettoyage afin d'éliminer les résidus et, en général, la saleté du chantier. Il est en outre conseillé un bon entretien du carrelage de sol. Pour ces opérations, nous recommandons l'emploi de nos **PRODUITS AGC**.

Pour plus d'infos, visitez :

www.pamesa.com/SOLUCIONES-TECNICAS.html

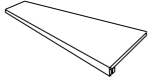
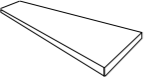


www.agc.com.es

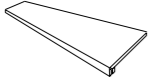
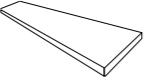




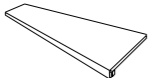
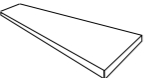
Pvto. / Floor / Sol: **Duplocem Gris 60,5X60X5 (20mm)**

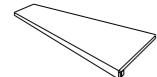
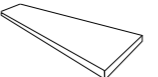
PIEZAS ESPECIALES POR TIPOLOGÍA DE PRODUCTO

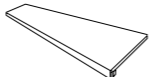
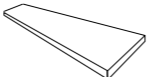
SPECIAL PIECES BY PRODUCT TYPE / PIÈCES SPÉCIALES PAR TYPOLOGIE DE PRODUIT



| DECORSTONE COMPACTTO PEDRA COMPACTTO TÉCNICO |  *PELDAÑO GRADONE | | | |  *ÁNGULO GRADONE | | | |  *PELDAÑO ROMO RANURADO | | | |  *ÁNGULO PELDAÑO RANURADO | | | |
|--|--|--------|-------|-------|---|--------|-------|-------|--|--------|-------|-------|--|--------|-------|-------|
| | FORMATO | CÓDIGO | PZ/CJ | KG/CJ | FORMATO | CÓDIGO | PZ/CJ | KG/CJ | FORMATO | CÓDIGO | PZ/CJ | KG/CJ | FORMATO | CÓDIGO | PZ/CJ | KG/CJ |
| FORMATO BASE | FORMATO | CÓDIGO | PZ/CJ | KG/CJ | FORMATO | CÓDIGO | PZ/CJ | KG/CJ | FORMATO | CÓDIGO | PZ/CJ | KG/CJ | FORMATO | CÓDIGO | PZ/CJ | KG/CJ |
| 90X180/30X180 Rec. | 30X180 | P574 | 2 | 33,75 | 30X30 | P493 | 1 | 3,11 | 30X180 | P238 | 3 | 45,00 | 30X30 | P224 | 12 | 30,00 |
| 22,5x180 | 22,5X180 | P496 | 2 | 26,02 | 22,5X22,5 | P207 | 1 | 1,85 | 22,5X180 | P101 | 3 | 34,00 | 22,5x22,5 | P118 | 12 | 17,00 |
| 75X150 Rec. | 30X150 | P414 | 2 | 25,00 | 30X30 | P394 | 1 | 2,50 | 30X150 | P141 | 2 | 22,50 | 30X30 | P129 | 12 | 26,50 |
| 120X120 Rec. | 30X120 | P382 | 2 | 21,60 | 30X120 | P566 | 1 | 11,00 | 30X120 | P220 | 4 | 34,00 | 30X120 | P252 | 12 | 25,00 |
| 25X150 Rec. | 25X150 | P386 | 2 | 20,32 | 25X25 | P277 | 1 | 1,86 | 25X150 | P66 | 4 | 35,00 | 25X25 | P54 | 15 | 23,00 |
| 20X120 Rec. | 20X120 | P294 | 3 | 18,78 | 20X120 | P392 | 2 | 12,80 | 20X120 | P45 | 6 | 34,00 | 20X120 | P49 | 12 | 12,00 |
| 60X120 Rec. | 30X120 | P320 | 2 | 21,50 | 30X120 | P439 | 1 | 9,75 | 30X120 | P93 | 4 | 34,00 | 30X120 | P107 | 12 | 25,00 |
| 90X90 Rec. | 30X90 | P267 | 2 | 15,00 | 30X90 | P377 | 1 | 8,10 | 30X90 | P99 | 3 | 21,00 | 30X90 | P114 | 12 | 28,00 |
| 45X90 Rec. | 30X90 | P251 | 2 | 15,00 | 30X90 | P327 | 1 | 7,36 | 30X90 | P48 | 3 | 21,00 | 30X90 | P56 | 12 | 28,00 |
| 15x90 | 15x90 | P205 | 4 | 14,76 | 15x90 | P358 | 4 | 15,60 | 15x90 | P23 | 8 | 24,75 | 15x90 | P24 | 8 | 24,75 |
| 75X75 Rec. | 30X75 | P212 | 2 | 12,00 | 30X75 | P315 | 1 | 5,85 | 30X75 | P71 | 6 | 33,00 | 30X75 | P84 | 12 | 23,00 |
| 60X60/30X60 Rec. | 30X60 | P155 | 2 | 8,20 | 30X60 | P253 | 1 | 4,00 | 30X60 | P37 | 6 | 22,00 | 30X60 | P52 | 15 | 28,00 |
| 60,8X60,8 | 30X60,8 | P155 | 2 | 8,40 | 30X60,8 | P253 | 1 | 4,50 | 30X60,8 | P37 | 6 | 22,94 | 30X60,8 | P52 | 15 | 28,00 |
| 30,3X61,3 | 30,3X61,3 | P155 | 2 | 8,80 | 30,3X61,3 | P253 | 1 | 3,80 | 30X61,3 | P37 | 6 | 22,80 | 30,3X61,3 | P52 | 15 | 25,00 |
| 45X45 | 30X45 | P109 | 2 | 5,63 | 30X45 | P231 | 1 | 3,60 | 30X45 | P26 | 6 | 18,00 | 30X45 | P31 | 15 | 30,00 |

| COMPACTTO PEDRA SEMIPULIDO/ ABS SEMIPUL. |  *PELDAÑO GRADONE | | | |  *ÁNGULO GRADONE | | | |  *PELDAÑO ROMO RANURADO | | | |  *ÁNGULO PELDAÑO RANURADO | | | |
|--|--|--------|-------|-------|---|--------|-------|-------|--|--------|-------|-------|--|--------|-------|-------|
| | FORMATO | CÓDIGO | PZ/CJ | KG/CJ | FORMATO | CÓDIGO | PZ/CJ | KG/CJ | FORMATO | CÓDIGO | PZ/CJ | KG/CJ | FORMATO | CÓDIGO | PZ/CJ | KG/CJ |
| FORMATO BASE | FORMATO | CÓDIGO | PZ/CJ | KG/CJ | FORMATO | CÓDIGO | PZ/CJ | KG/CJ | FORMATO | CÓDIGO | PZ/CJ | KG/CJ | FORMATO | CÓDIGO | PZ/CJ | KG/CJ |
| 90X180 Rec. | 30X180 | P618 | 2 | 33,75 | 30X30 | P537 | 1 | 3,11 | 30X180 | P282 | 3 | 45,00 | 30X30 | P268 | 12 | 30,00 |
| 75x150 Rec. | 30X150 | P442 | 2 | 25,00 | 30X30 | P422 | 1 | 2,50 | 30X150 | P168 | 2 | 22,40 | 30X30 | P182 | 12 | 26,50 |
| 120X120 Rec. | 30X120 | P458 | 2 | 21,60 | 30X120 | P580 | 1 | 10,97 | 30X120 | P233 | 4 | 34,00 | 30X120 | P267 | 12 | 25,00 |
| 60X120 Rec. | 30X120 | P322 | 2 | 21,50 | 30X120 | P448 | 1 | 9,73 | 30X120 | P101 | 4 | 34,00 | 30X120 | P112 | 12 | 25,00 |
| 90X90 Rec. | 30X90 | P274 | 2 | 15,60 | 30X90 | P397 | 1 | 8,10 | 30X90 | P119 | 3 | 21,00 | 30X90 | P127 | 12 | 25,00 |
| 45X90 Rec. | 30X90 | P264 | 2 | 15,00 | 30X90 | P334 | 1 | 7,36 | 30X90 | P55 | 6 | 21,00 | 30X90 | P64 | 12 | 28,00 |
| 75X75 Rec. | 30X75 | P224 | 2 | 12,26 | 30X75 | P315 | 1 | 5,85 | 30X75 | P85 | 6 | 33,00 | 30X75 | P97 | 12 | 23,00 |
| 60x60/30x60 Rec. | 30X60 | P169 | 2 | 8,20 | 30X60 | P253 | 1 | 4,07 | 30X60 | P46 | 6 | 22,00 | 30X60 | P61 | 15 | 28,00 |

| COMPACTTO PEDRA (20 mm) |  *PELDAÑO GRADONE | | | |  *ÁNGULO GRADONE | | | |
|----------------------------|--|--------|-------|-------|---|--------|-------|-------|
| | FORMATO | CÓDIGO | PZ/CJ | KG/CJ | FORMATO | CÓDIGO | PZ/CJ | KG/CJ |
| FORMATO BASE | FORMATO | CÓDIGO | PZ/CJ | KG/CJ | FORMATO | CÓDIGO | PZ/CJ | KG/CJ |
| 90x90 (20mm) Rec. | 30x90 | P380 | 2 | 24,6 | 30x90 | P466 | 1 | 12,6 |
| 60x90 (20mm) Rec. | 30x90 | P380 | 2 | 24,6 | 30x90 | P466 | 1 | 12,6 |
| 60x120 (20mm) Rec. | 30x120 | P401 | 2 | 36,00 | 30x120 | P523 | 1 | 17,75 |
| 30x120,5 (20mm) Rec. | 30X120,5 | P401 | 2 | 34,15 | 30X120,5 | P523 | 1 | 17,75 |
| 30,5x121 (20mm) | 30,5X121 | P385 | 2 | 35,62 | 30,5X121 | P508 | 1 | 18,10 |
| 60,5X60,5 (20mm) Rec. | 30X60,5 | P187 | 2 | 17,34 | 30X60,5 | P285 | 1 | 8,96 |


| COMPACGLASS |  *PELDAÑO GRADONE | | | |  *ÁNGULO GRADONE | | | |
|------------------|--|--------|-------|-------|---|--------|-------|-------|
| | FORMATO | CÓDIGO | PZ/CJ | KG/CJ | FORMATO | CÓDIGO | PZ/CJ | KG/CJ |
| FORMATO BASE | FORMATO | CÓDIGO | PZ/CJ | KG/CJ | FORMATO | CÓDIGO | PZ/CJ | KG/CJ |
| 90X180 Rec. | 30X180 | P574 | 2 | 33,75 | 30X30 | P493 | 1 | 3,11 |
| 75X150 Rec. | 30X150 | P414 | 2 | 25,00 | 30X30 | P394 | 1 | 2,50 |
| 120X120 Rec. | 30X120 | P382 | 2 | 21,60 | 30X120 | P566 | 1 | 11,00 |
| 60X120 Rec. | 30X120 | P320 | 2 | 21,50 | 30X120 | P439 | 1 | 9,75 |
| 90X90 Rec. | 30X90 | P267 | 2 | 15,00 | 30X90 | P377 | 1 | 8,10 |
| 45X90 Rec. | 30X90 | P251 | 2 | 15,00 | 30X90 | P327 | 1 | 7,36 |
| 75X75 Rec. | 30X75 | P212 | 2 | 12,00 | 30X75 | P315 | 1 | 5,85 |
| 60X60/30X60 Rec. | 30X60 | P155 | 2 | 8,20 | 30X60 | P253 | 1 | 4,00 |
| 60,8X60,8 | 30X60,8 | P155 | 2 | 8,40 | 30X60,8 | P253 | 1 | 4,50 |
| 30,3X61,3 | 30,3X61,3 | P155 | 2 | 8,80 | 30,3X61,3 | P253 | 1 | 3,80 |
| 45X45 | 30X45 | P109 | 2 | 5,63 | 30X45 | P231 | 1 | 3,60 |


| LEVI GLASS LUXGLASS |  *PELDAÑO GRADONE | | | |  *ÁNGULO GRADONE | | | |
|------------------------|--|--------|-------|-------|---|--------|-------|-------|
| | FORMATO | CÓDIGO | PZ/CJ | KG/CJ | FORMATO | CÓDIGO | PZ/CJ | KG/CJ |
| FORMATO BASE | FORMATO | CÓDIGO | PZ/CJ | KG/CJ | FORMATO | CÓDIGO | PZ/CJ | KG/CJ |
| 90X180 Rec. | 30X180 | P618 | 2 | 33,75 | 30X30 | P537 | 1 | 3,11 |
| 75x150 Rec. | 30X150 | P442 | 2 | 25,00 | 30X30 | P422 | 1 | 2,50 |
| 120X120 Rec. | 30X120 | P458 | 2 | 21,60 | 30X120 | P580 | 1 | 10,97 |
| 60X120 Rec. | 30X120 | P322 | 2 | 21,50 | 30X120 | P448 | 1 | 9,73 |
| 90X90 Rec. | 30X90 | P274 | 2 | 15,60 | 30X90 | P397 | 1 | 8,10 |
| 45X90 Rec. | 30X90 | P264 | 2 | 15,00 | 30X90 | P334 | 1 | 7,36 |
| 75X75 Rec. | 30X75 | P224 | 2 | 12,26 | 30X75 | P315 | 1 | 5,85 |
| 60x60/30x60 Rec. | 30X60 | P169 | 2 | 8,20 | 30X60 | P253 | 1 | 4,07 |


| PELDAÑOS / ÁNGULOS EXTRUSIONADOS ELK NERA OLDMANOR ROVERE |  *PELDAÑO EXTRUSIONADO | | | |  *TAPA REMATE-ÁNGULO DERECHO/IZQUIERDO | | | |
|---|---|--------|-------|-------|---|--------|-------|-------|
| | FORMATO | CÓDIGO | PZ/CJ | KG/CJ | FORMATO | CÓDIGO | PZ/CJ | KG/CJ |
| FORMATO BASE | FORMATO | CÓDIGO | PZ/CJ | KG/CJ | FORMATO | CÓDIGO | PZ/CJ | KG/CJ |
| 20x120 | 32x120 | P331 | 2 | 22,00 | 3x32 | P45 | 37 | 6,29 |


PIEZAS ESPECIALES POR TIPOLOGÍA DE PRODUCTO


SPECIAL PIECES BY PRODUCT TYPE / PIÈCES SPÉCIALES PAR TYPOLOGIE DE PRODUIT




| COMPACGLASS DECORSTONE COMPACTTO PEDRA COMPACTTO TÉCNICO |  *RODAPIÉ ROMO | | | | |
|---|---|--------|-------|-------|--|
| | FORMATO | CÓDIGO | PZ/CJ | KG/CJ | |
| FORMATO BASE | FORMATO | CÓDIGO | PZ/CJ | KG/CJ | |
| 75x150 Rec. | 8X150 | P94 | 6 | 17,94 | |
| 25X150 Rec. | 8X150 | P93 | 6 | 17,94 | |
| 15x90 | 7x90 | P25 | 11 | 17,00 | |
| 120x120/60x120/20x120 Rec. | 9X120 | P30 | 10 | 25,48 | |
| 90x90/45X90 Rec. | 9X90 | P22 | 11 | 23,00 | |
| 75X75 Rec. | 9X75 | P17 | 10 | 16,50 | |
| 60x60/30x60 Rec./30,3X61,3 | 9x60 | P12 | 18 | 23,70 | |
| 45x45 (Style/Essen) | 8x45 | P09 | 28 | 19,35 | |

| COMPACTTO PEDRA SEMIPULIDO |  *RODAPIÉ ROMO | | | | |
|----------------------------|---|--------|-------|-------|--|
| | FORMATO | CÓDIGO | PZ/CJ | KG/CJ | |
| FORMATO BASE | FORMATO | CÓDIGO | PZ/CJ | KG/CJ | |
| 75x150 Rec. | 8x150 | P115 | 6 | 17,50 | |
| 120x120/60x120 | 9x120 | P31 | 10 | 25,48 | |
| 90x90/45X90 Rec. | 9x90 | P25 | 11 | 21,00 | |
| 75x75 Rec. | 9x75 | P20 | 10 | 17,00 | |
| 60x60/30x60 Rec | 9x60 | P13 | 18 | 20,38 | |

| LEVI GLASS LUXGLASS |  *RODAPIÉ DECORADO | | | | |
|------------------------|---|--------|-------|-------|--|
| | FORMATO | CÓDIGO | PZ/CJ | KG/CJ | |
| FORMATO BASE | FORMATO | CÓDIGO | PZ/CJ | KG/CJ | |
| 120x120/60x120 | 9x120 | P35 | 10 | 28,00 | |
| 90x90/45X90 Rec. | 9x90 | P31 | 11 | 21,00 | |
| 75x75 Rec. | 9x75 | P22 | 10 | 17,00 | |
| 60x60/30x60 Rec | 9x60 | P15 | 18 | 20,38 | |

| PAVIMENTO PASTA ROJA |  *RODAPIÉ ROMO | | | | |
|----------------------|---|--------|-------|-------|--|
| | FORMATO | CÓDIGO | PZ/CJ | KG/CJ | |
| FORMATO BASE | FORMATO | CÓDIGO | PZ/CJ | KG/CJ | |
| 20x60 | 7,4X60 | P06 | 22 | 18,50 | |
| 45x45 | 7,4X45 | P05 | 40 | 22,90 | |
| 45x45 Tovar | 8X45 | P06 | 28 | 17,50 | |

| REVESTIMIENTO PASTA ROJA |  *TRIMP | | | | |
|-----------------------------|--|--------|-------|-------|--|
| | FORMATO | CÓDIGO | PZ/CJ | KG/CJ | |
| FORMATO BASE | FORMATO | CÓDIGO | PZ/CJ | KG/CJ | |
| 25x75 | 8x25 | P05 | 20 | 5,40 | |
| 25x50 | 8x25 | P05 | 23 | 6,20 | |
| 20x60 | 5x20 | P03 | 50 | 6,50 | |
| 33,3x100 | 5x33,3 | P05 | 60 | 12,60 | |

| PAVIMENTO PASTA ROJA Dream/Urbana |  *MOLDURA PELDAÑO | | | |  *PELDAÑO MOLDURA ESPECIAL | | | |  *ÁNGULO MOLD. ESPECIAL | | | |
|---|--|--------|-------|-------|---|--------|-------|-------|--|--------|-------|-------|
| | FORMATO | CÓDIGO | PZ/CJ | KG/CJ | FORMATO | CÓDIGO | PZ/CJ | KG/CJ | FORMATO | CÓDIGO | PZ/CJ | KG/CJ |
| FORMATO BASE | FORMATO | CÓDIGO | PZ/CJ | KG/CJ | FORMATO | CÓDIGO | PZ/CJ | KG/CJ | FORMATO | CÓDIGO | PZ/CJ | KG/CJ |
| 45x45 | 5,5X45 | P22 | 20 | 15,00 | 45X45 | P70 | 4 | 17,00 | 45X45 | P134 | 4 | 19,00 |

* FABRICACIÓN SOBRE PEDIDO.

* MADE IN ORDER.

* FABRICATION SUR DEMANDE.

"Peldaño romo ranurado" y "ángulo peldaño ranurado" no se producen en la tipología de producto: leviglass/compacglass/luxglass

"Peldaño romo ranurado" and "ángulo peldaño ranurado" are not available in the product typology: leviglass/compacglass/luxglass

"Peldaño romo ranurado" et "ángulo peldaño ranurado" ne sont pas disponibles dans la typologie des produits: leviglass/compacglass/luxglass

Realizamos el ranurado a todos los peldaños no especiales, a excepción de los modelos que cuentan con una superficie con relieve.

All non-special step tiles come with grooves unless the tread has a relief texture that prevents this from being done.

Nous réalisons le rainurage sur toutes les marches non spéciales, à l'exception de celles disposant d'une base avec un relief empêchant de le réaliser.

Realizamos peldaños especiales, rodapiés romos para todos los productos detallados en la tabla, a excepción de los modelos que cuentan con una superficie con relieve.

We produce special step pieces, skirting for all the products listed in the table except for models with a relief surface.

Nous réalisons des marches spéciales, plinthe pour tous les produits détaillés dans le tableau, à l'exception des modèles qui présentent une surface en relief.

No realizamos rodapiés en acabado ADZ / Contac Grip.

TABLA DE UTILIDADES TÉCNICAS

TABLE OF TECHNICAL UTILITIES / TABLEAU DES UTILITÉS TECHNIQUES

DIN 51130

Ángulo crítico de deslizamiento (Rampa)
Critical slip angle (Ramp)
Angle de glissement critique (Rampe)

| R9 | pág. |
|---------------------------------|------|
| DRESDEN | 24 |
| EATON | 30 |
| ELGIN | 36 |
| ERDING | 40 |
| ESSENZA PLUS | 48 |
| INZA | 144 |
| K-SLATE | 54 |
| K-WOOD | 146 |
| KONCEPT | 52 |
| OLDMANOR 30x180, 25x150, 20x120 | 150 |
| PROVENZAL | 72 |
| ROVERE | 156 |
| VITA | 80 |

| R10 | pág. |
|--------------------|------|
| ALLOY | 18 |
| AROA | 20 |
| DORIA | 22 |
| ELEGANZA | 32 |
| ELK | 138 |
| ESSEN | 42 |
| ESSENZA DECORSTONE | 44 |
| ESSENZA LAVA | 46 |
| FIUME | 50 |
| GREENWICH | 142 |
| KONCEPT ADZ | 52 |
| K-STONE | 56 |
| MOSEL | 58 |
| NERA | 148 |
| ODEON | 60 |
| OMNIA | 62 |
| PINE WOOD | 154 |
| PROVENZA | 70 |
| SLATE WAY | 74 |
| SONOMA | 158 |
| STYLE | 76 |
| VINTAGE | 82 |

| R11 | pág. |
|------------------------|------|
| ALBANO 20MM | 86 |
| DUPLOCEM | 26 |
| DUPLOSTONE | 28 |
| EATON ADZ | 30 |
| ESSEN ADZ / 20MM | 42 |
| K-SLATE 20MM | 54 |
| KONCEPT 20MM | 52 |
| MOSEL 20MM | 58 |
| PIETRA DI LAVAGNA EXT. | 66 |
| PIETRA DI SAVOIA EXT. | 68 |
| ROVERE EXT. | 156 |
| SONOMA 20MM | 158 |
| STYLE ADZ | 76 |
| VITA 20MM | 80 |

UNE 41901 EX

Resistencia al deslizamiento (Péndulo)
Slip resistance (Pendulum)
Résistance au glissement (Pendule)

| CLASE 1 | pág. |
|---------------------------------|------|
| ALLOY | 18 |
| DREAM | 328 |
| DRESDEN | 24 |
| EATON | 30 |
| ELEGANZA | 32 |
| ELGIN | 36 |
| ELK | 138 |
| ERDING | 40 |
| ERDING LUXGLASS | 40 |
| ESSEN | 42 |
| ESSENZA DECORSTONE | 44 |
| ESSENZA LAVA | 46 |
| ESSENZA PLUS | 48 |
| FIUME | 50 |
| FORVM | 106 |
| FRONDA | 330 |
| GREENPARK | 140 |
| GREENWICH | 142 |
| INZA | 144 |
| K-SLATE | 54 |
| K-STONE | 56 |
| K-WOOD | 146 |
| KONCEPT | 52 |
| KONCEPT SEMIPULIDO | 52 |
| MOSEL | 58 |
| NERA | 148 |
| ODEON | 60 |
| OLDMANOR 30x180, 25x150, 20x120 | 150 |
| OLDMANOR 90x90 | 150 |
| OMNIA | 62 |
| PINE WOOD | 154 |
| PROVENZA | 70 |
| PROVENZAL | 72 |
| ROVERE | 156 |
| ROVERE EXT. | 156 |
| SONOMA | 158 |
| STYLE | 76 |
| SV. HIERRO | 78 |
| TOVAR | 332 |
| URBANA | 334 |
| VITA | 80 |

| CLASE 3 | pág. |
|------------------------|------|
| ALBANO 20MM | 86 |
| DUPLOCEM | 26 |
| DUPLOSTONE | 28 |
| EATON ADZ | 30 |
| ESSEN ADZ / 20MM | 42 |
| K-SLATE 20MM | 54 |
| KONCEPT ADZ / 20MM | 52 |
| PIETRA DI LAVAGNA EXT. | 66 |
| PIETRA DI SAVOIA EXT. | 68 |
| SLATE WAY | 74 |
| SONOMA 20MM | 158 |
| STYLE ADZ | 76 |
| SV. HIERRO ADZ | 78 |
| VINTAGE | 82 |
| VITA 20MM | 80 |

DIN 51097

Ángulo crítico deslizamiento.
Zonas húmedas de andar descalzo
Critical slip angle. Barefoot wetted areas
Angle de glissement critique.
Zones mouillées pieds nus

| A | pág. |
|------|------|
| VITA | 80 |

| B | pág. |
|---------------------------------|------|
| ALLOY | 18 |
| ELEGANZA | 32 |
| ELK | 138 |
| ESSENZA DECORSTONE | 44 |
| ESSENZA LAVA | 46 |
| FIUME | 50 |
| GREENWICH | 142 |
| MOSEL | 58 |
| NERA | 148 |
| ODEON | 60 |
| OLDMANOR 30x180, 25x150, 20x120 | 150 |
| PINE WOOD | 154 |
| PROVENZA | 70 |
| ROVERE | 156 |
| SLATE WAY | 74 |
| SONOMA | 158 |
| STYLE | 76 |
| VINTAGE | 82 |

| C | pág. |
|------------------------|------|
| ALBANO 20MM | 86 |
| AROA | 20 |
| DORIA | 22 |
| DUPLOCEM | 26 |
| DUPLOSTONE | 28 |
| EATON ADZ | 30 |
| ESSEN | 42 |
| ESSEN ADZ / 20MM | 42 |
| K-SLATE 20MM | 54 |
| KONCEPT 20MM | 52 |
| MOSEL 20MM | 58 |
| PIETRA DI LAVAGNA EXT. | 66 |
| PIETRA DI SAVOIA EXT. | 68 |
| ROVERE EXT. | 156 |
| STYLE ADZ | 76 |
| VITA 20MM | 80 |

TABLA DE UTILIDADES TÉCNICAS

TABLE OF TECHNICAL UTILITIES / TABLEAU DES UTILITÉS TECHNIQUES

BS7976

(PTV) WET

Clasificación según los valores de los ensayos del péndulo (mojado)
Classification according to pendulum test values (wet)
Classification selon les valeurs du test du pendule (humide)

| 36+ PTV(WET) | pág. |
|------------------------|------|
| ALLOY | 18 |
| AROA | 20 |
| DORIA | 22 |
| DUPLOCEM | 26 |
| DUPLOSTONE | 28 |
| EATON ADZ | 30 |
| ELEGANZA | 32 |
| ESSEN ADZ / 20MM | 42 |
| ESSENZA DECORSTONE | 44 |
| FIUME | 50 |
| FORVM | 106 |
| K-SLATE 20MM | 54 |
| KONCEPT | 52 |
| KONCEPT ADZ / 20MM | 52 |
| MOSEL | 58 |
| MOSEL 20MM | 58 |
| OMNIA | 62 |
| PIETRA DI LAVAGNA EXT. | 66 |
| PIETRA DI SAVOIA EXT. | 68 |
| SLATE WAY | 74 |
| SONOMA 20MM | 158 |
| STYLE ADZ | 76 |
| TOVAR | 332 |
| VINTAGE | 82 |
| VITA 20MM | 80 |

Resumen de características a efectos de facilitar su búsqueda, sin perjuicio de que haya productos que cumplan alguna característica, que por error no estén incluidos.

Summary of characteristics for the purpose of facilitating your search, without prejudice to the fact that there may be products that meet some characteristics, which by mistake are not included.

Résumé des caractéristiques dans le but de faciliter votre recherche, sans préjudice du fait qu'il peut y avoir des produits répondant à certaines caractéristiques, qui par erreur ne sont pas inclus.

ANSI A326.3

Coefficiente de fricción dinámico (DCOF) de pavimentos rígidos
Dynamic coefficient of friction (DCOF) of rigid pavements
Coefficient de frottement dynamique (DCOF) des chaussées rigides

| DCOF >0.42 | pág. |
|--------------------|------|
| ELEGANZA | 32 |
| ESSENZA DECORSTONE | 44 |
| FIUME | 50 |
| DUPLOCEM | 26 |
| DUPLOSTONE | 28 |

UPEC-CSTB



| U2S P3 E3 C2 | pág. |
|--------------------------------|------|
| STYLE 60,8x60,8 Marengo, Taupe | 76 |
| STYLE 45x45 Marengo, Taupe | 76 |

| U3 P3 E3 C2 | pág. |
|-------------------------------|------|
| STYLE 60,8x60,8 / 45x45 | |
| Blanco, Ceniza, Marfil, Perla | 76 |

| U4 P4 E3 C2 | pág. |
|-------------|------|
| EATON 45x45 | 30 |
| ESSEN 45x45 | 42 |











| U4 P3 E3 C2 | pág. |
|---------------------|------|
| DRESDEN 60x60/30x60 | 24 |
| EATON 60,8x60,8 | 30 |
| ESSEN 60x60 | 42 |
| ESSEN 60,8x60,8 | 42 |
| ESSEN 45x90 | 42 |

CARACTERÍSTICAS TÉCNICAS

TECHNICAL FEATURES / CARACTÉRISTIQUES TECHNIQUES

COMPACTO PEDRA

CARACTERÍSTICAS TÉCNICAS GRES PORCELÁNICO
TECHNICAL FEATURES PORCELAIN TILES
CARACTÉRISTIQUES TECHNIQUES GRÈS CÉRAME











| GRUPO BIa (UGL) Absorción de agua < 0,5% GROUP BIa (UGL) Water absorption < 0,5% GROUPE BIa (UGL) Absorption d'eau < 0,5% | | NORMAS DE ENSAYO STANDARD NORMES D'ESSAI | VALORES PRESCRITOS NORMA EN 14411 VALUE REQUIRED BY EN 14411 STANDARD VALEURS PRESCRITES NORME EN 14411 | VALOR MEDIO AVERAGE VALUE VALEUR MOYENNE | |
|---|--|--|---|--|---|
|  | Características dimensionales Dimensional features Caractéristiques dimensionnelles | ISO 10545-2 | | Cumple la norma Conforms to standard Satisfait à la norme | |
|  | Absorción de agua Water absorption Absorption d'eau | ISO 10545-3 | < 0,5% | 0,1% | |
|  | Resistencia a la flexión Modulus of rupture Résistance à la flexion | Fuerza de rotura Breaking strength Force de rupture | ISO 10545-4 | > 35 N/mm ² > 1300 N | 35 - 45 N/mm ² 1600-2400 N |
|  | Resistencia a la abrasión profunda (mm ³) Resistance to deep abrasion (mm ³) Résistance à l'abrasion profonde (mm ³) | ISO 10545-6 | Máx. 175 mm ³ | 110 - 130 mm ³ | |
|  | Dilatación térmica lineal Linear thermal expansion Dilatation thermique linéaire | ISO 10545-8 | Método de ensayo disponible Test method available Méthode d'essai disponible | <7,0 x 10 ⁻⁶ °C ⁻¹ | |
|  | Resistencia al choque térmico Thermal shock resistance Résistance au choc thermique | ISO 10545-9 | Método de ensayo disponible Test method available Méthode d'essai disponible | Resiste Resists Résiste | |
|  | Resistencia a la helada Frost resistance Résistance au gel | ISO 10545-12 | Método de ensayo disponible Test method available Méthode d'essai disponible | Resiste Resists Résiste | |
|  | Resistencia química Chemical resistance Résistance chimique | Ácidos y bases Acids and bases Acides et bases Productos de limpieza y reactivos de piscinas Cleaning products and pool reactive agents Produits de nettoyage et réactifs de piscines réactifs de piscines | ISO 10545-13 | Método de ensayo disponible Test method available Test method available Mínimo UB Minimum UB Class UA Class UA | Cumple la norma Conforms to standard Satisfait à la norme Clase UA Class UA Class UA |
|  | Resistencia a las manchas Resistance to stains Résistance aux taches | ISO 10545-14 | Mínimo clase 3 Minimum class 3 Minimum classe 3 | Cumple la norma Conforms to standard Satisfait à la norme | |
|  | Resistencia al deslizamiento Slip Resistance Résistance au glissement | DIN 51130 DIN 51097 UNE 41901 EX ANSI A326.3 | | Según Modelos According to models Selon modèles | |








CARACTERÍSTICAS TÉCNICAS

TECHNICAL FEATURES / CARACTÉRISTIQUES TECHNIQUES

DECORSTONE

CARACTERÍSTICAS TÉCNICAS GRES PORCELÁNICO
TECHNICAL FEATURES PORCELAIN TILES
CARACTÉRISTIQUES TECHNIQUES GRÈS CÉRAME

| GRUPO BIa (GL) Absorción de agua < 0,5% GROUP BIa (GL) Water absorption < 0,5% GROUPE BIa (GL) Absorption d'eau < 0,5% | | NORMAS DE ENSAYO STANDARD NORMES D'ESSAI | VALORES PRESCRITOS NORMA EN 14411 VALUE REQUIRED BY EN 14411 STANDARD VALEURS PRESCRITES NORME EN 14411 | VALOR MEDIO AVERAGE VALUE VALEUR MOYENNE | |
|--|--|--|---|--|---|
|  | Características dimensionales Dimensional features Caractéristiques dimensionnelles | ISO 10545-2 | | Cumple la norma Conforms to standard Satisfait à la norme | |
|  | Absorción de agua Water absorption Absorption d'eau | ISO 10545-3 | < 0,5% | 0,1% | |
|  | Resistencia a la flexión Modulus of rupture Résistance à la flexion | Fuerza de rotura Breaking strength Force de rupture | ISO 10545-4 | > 35 N/mm ² > 1300 N | 35 - 45 N/mm ² 1600-2400 N |
|  | Resistencia a la abrasión profunda (mm ³) Resistance to deep abrasion (mm ³) Résistance à l'abrasion profonde (mm ³) | ISO 10545-6 | Máx. 175 mm ³ | 110 - 130 mm ³ | |
|  | Dilatación térmica lineal Linear thermal expansion Dilatation thermique linéaire | ISO 10545-8 | Método de ensayo disponible Test method available Méthode d'essai disponible | <7,0 x 10 ⁻⁶ °C ⁻¹ | |
|  | Resistencia al choque térmico Thermal shock resistance Résistance au choc thermique | ISO 10545-9 | Método de ensayo disponible Test method available Méthode d'essai disponible | Resiste Resists Résiste | |
|  | Resistencia a la helada Frost resistance Résistance au gel | ISO 10545-12 | Método de ensayo disponible Test method available Méthode d'essai disponible | Resiste Resists Résiste | |
|  | Resistencia química Chemical resistance Résistance chimique | Ácidos y bases Acids and bases Acides et bases Productos de limpieza y reactivos de piscinas Cleaning products and pool reactive agents Produits de nettoyage et réactifs de piscines réactifs de piscines | ISO 10545-13 | Método de ensayo disponible Test method available Test method available Mínimo UB Minimum UB Class UA Class UA | Cumple la norma Conforms to standard Satisfait à la norme Clase UA Class UA Class UA |
|  | Resistencia a las manchas Resistance to stains Résistance aux taches | ISO 10545-14 | Mínimo clase 3 Minimum class 3 Minimum classe 3 | Cumple la norma Conforms to standard Satisfait à la norme | |
|  | Resistencia al deslizamiento Slip Resistance Résistance au glissement | DIN 51130 DIN 51097 UNE 41901 EX ANSI A326.3 | | Según Modelos According to models Selon modèles | |

 Residenciales / Residential  Aeropuertos / Airports  Oficinas / Offices  Hoteles / Hotels  Fachadas Edificios / Façade  Industrias / Industries  Supermercados / Supermarkets

 Escuelas / Schools  Hospitales / Hospitals  Estaciones / Train Stations  Restaurantes / Restaurants  Almacenes / Stores  Áreas Deportivas / Sports Areas  Parques / Parks











 Residenciales / Residential  Fachadas Edificios / Façade

CARACTERÍSTICAS TÉCNICAS

TECHNICAL FEATURES / CARACTÉRISTIQUES TECHNIQUES

COMPACGLASS

CARACTERÍSTICAS TÉCNICAS GRES PORCELÁNICO ESMALTADO
TECHNICAL FEATURES GLAZED PORCELAIN TILES
CARACTÉRISTIQUES TECHNIQUES GRÈS CÉRAME ÉMAILLÉ

| | GRUPO BIa (GL) Absorción de agua < 0,5% GROUP BIa (GL) Water absorption < 0,5% GROUPE BIa (GL) Absorption d'eau < 0,5% | NORMAS DE ENSAYO STANDARD NORMES D'ESSAI | VALORES PRESCRITOS NORMA EN 14411 VALUE REQUIRED BY EN 14411 STANDARD VALEURS PRESCRITES NORME EN 14411 | VALOR MEDIO AVERAGE VALUE VALEUR MOYENNE |
|---|--|--|--|---|
|  | Características dimensionales Dimensional features Caractéristiques dimensionnelles | ISO 10545-2 | | Cumple la norma Conforms to standard Satisfait à la norme |
|  | Absorción de agua Water absorption Absorption d'eau | ISO 10545-3 | < 0,5% | 0,1% |
|  | Resistencia a la flexión Modulus of rupture Résistance à la flexion | Fuerza de rotura Breaking strength Force de rupture | ISO 10545-4 | > 35 N/mm ² > 1300 N 35 - 45 N/mm² 1600-2400 N |
|  | Resistencia a la abrasión superficial Resistance to surface abrasion Résistance à l'abrasion de surface | ISO 10545-7 | Clase indicada por el fabricante Abrasion class indicated by the manufacturer Classe indiquée par le fabricant | Según Modelos According to models Selon modèles |
|  | Dilatación térmica lineal Linear thermal expansion Dilatation thermique linéaire | ISO 10545-8 | Método de ensayo disponible Test method available Méthode d'essai disponible | <7,0 x 10 ⁻⁶ 9C ⁻¹ |
|  | Resistencia al choque térmico Thermal shock resistance Résistance au choc thermique | ISO 10545-9 | Método de ensayo disponible Test method available Méthode d'essai disponible | Resiste Resists Résiste |
|  | Resistencia al cuarteo Crazing resistance Résistance au tressaillage | ISO 10545-11 | Exigida Required Exigée | Resiste Resists Résiste |
|  | Resistencia a la helada Frost resistance Résistance au gel | ISO 10545-12 | Método de ensayo disponible Test method available Méthode d'essai disponible | Resiste Resists Résiste |
|  | Resistencia química Chemical resistance Résistance chimique | Ácidos y bases Acids and bases Acides et bases Productos de limpieza y reactivos de piscinas Cleaning products and pool reactive agents Produits de nettoyage et réactifs de piscines | ISO 10545-13 | Método de ensayo disponible Test method available Méthode d'essai disponible Mínimo GB Minimum GB Minimum GB Cumple la norma Conforms to standard Satisfait à la norme Clase GA Class GA Classe GA |
|  | Resistencia a las manchas Resistance to stains Résistance aux taches | ISO 10545-14 | Mínimo clase 3 Minimum class 3 Minimum classe 3 | Cumple la norma Conforms to standard Satisfait à la norme |












Residenciales /
Residential



Fachadas Edificios /
Façade










REVESTIMIENTO MONOPOROSA

CARACTERÍSTICAS TÉCNICAS REVESTIMIENTO MONOPOROSA
TECHNICAL FEATURES FOR MONOPOROSA WALL TILES
CARACTÉRISTIQUES TECHNIQUES CARREAUX DE MUR

| | GRUPO BIII (GL) Absorción de agua > 10% GROUP BIII (GL) Water absorption > 10% GROUPE BIII (GL) Absorption d'eau > 10% | NORMAS DE ENSAYO STANDARD NORMES D'ESSAI | VALORES PRESCRITOS NORMA EN 14411 VALUE REQUIRED BY EN 14411 STANDARD VALEURS PRESCRITES NORME EN 14411 | VALOR MEDIO AVERAGE VALUE VALEUR MOYENNE |
|---|--|--|--|---|
|  | Características dimensionales Dimensional features / Caractéristiques dimensionnelles | ISO 10545-2 | | Cumple la norma Conforms to standard Satisfait à la norme |
|  | Absorción de agua Water absorption / Absorption d'eau | ISO 10545-3 | > 10% | 16% |
|  | Resistencia a la flexión Modulus of rupture Résistance à la flexion | Resistencia a la flexión Modulus of rupture Résistance à la flexion Fuerza de rotura Breaking strength / Force de rupture | ISO 10545-4 | > 12 N / mm ² > 600 N 20 - 30 N / mm ² 700 - 1000 N |
|  | Resistencia a la abrasión superficial Resistance to surface abrasion / Résistance à l'abrasion de surface | ISO 10545-7 | Clase indicada por el fabricante Abrasion class indicated by the manufacturer / Classe indiquée par le fabricant | No aplica Not apply Non applicable |
|  | Dilatación térmica lineal Linear thermal expansion / Dilatation thermique linéaire | ISO 10545-8 | Método de ensayo disponible Test method available Méthode d'essai disponible | <7,0 x 10 ⁻⁶ 9C ⁻¹ |
|  | Resistencia al choque térmico Thermal shock resistance / Résistance au choc thermique | ISO 10545-9 | Método de ensayo disponible Test method available Méthode d'essai disponible | Resiste Resists Résiste |
|  | Resistencia al cuarteo Crazing resistance / Résistance au tressaillage | ISO 10545-11 | Exigida Required Exigée | Resiste Resists Résiste |
|  | Resistencia química Chemical resistance Résistance chimique | Ácidos y bases Acids and bases / Acides et bases Productos de limpieza y reactivos de piscinas Cleaning products and pool reactive agents / Produits de nettoyage et réactifs de piscines | ISO 10545-13 | Método de ensayo disponible Test method available Méthode d'essai disponible Mínimo GB Minimum GB Minimum GB Cumple la norma Conforms to standard Satisfait à la norme Clase GA Class GA Classe GA |
|  | Resistencia a las manchas Resistance to stains / Résistance aux taches | ISO 10545-14 | Mínimo clase 3 Minimum class 3 Minimum classe 3 | Cumple la norma Conforms to standard Satisfait à la norme |

PAVIMENTO PASTA ROJA

CARACTERÍSTICAS TÉCNICAS PAVIMENTO PASTA ROJA
TECHNICAL FEATURES CERAMIC PORCELAIN TILES
CARACTÉRISTIQUES TECHNIQUES CARREAUX DE SOL PÂTE ROUGE

| | GRUPO BIla (GL) 3% < Absorción de agua < 6% GROUP BIla (GL) 3% < Water absorption < 6% GROUPE BIla (GL) 3% < Absorption d'eau < 6% | NORMAS DE ENSAYO STANDARD NORMES D'ESSAI | VALORES PRESCRITOS NORMA EN 14411 VALUE REQUIRED BY EN 14411 STANDARD VALEURS PRESCRITES NORME EN 14411 | VALOR MEDIO AVERAGE VALUE VALEUR MOYENNE |
|---|--|--|--|---|
|  | Características dimensionales Dimensional features / Caractéristiques dimensionnelles | ISO 10545-2 | | Cumple la norma Conforms to standard Satisfait à la norme |
|  | Absorción de agua Water absorption / Absorption d'eau | ISO 10545-3 | 3% < E < 6% | 5% |
|  | Resistencia a la flexión Modulus of rupture Résistance à la flexion | Resistencia a la flexión Modulus of rupture Résistance à la flexion Fuerza de rotura Breaking strength / Force de rupture | ISO 10545-4 | > 22 N / mm ² > 1000 N 30 - 40 N / mm ² 1100 - 1900 N |
|  | Resistencia a la abrasión superficial Resistance to surface abrasion / Résistance à l'abrasion de surface | ISO 10545-7 | Clase indicada por el fabricante Abrasion class indicated by the manufacturer / Classe indiquée par le fabricant | No aplica Not apply Non applicable |
|  | Dilatación térmica lineal Linear thermal expansion / Dilatation thermique linéaire | ISO 10545-8 | Método de ensayo disponible Test method available Méthode d'essai disponible | <7,0 x 10 ⁻⁶ 9C ⁻¹ |
|  | Resistencia al choque térmico Thermal shock resistance / Résistance au choc thermique | ISO 10545-9 | Método de ensayo disponible Test method available Méthode d'essai disponible | Resiste Resists / Résiste |
|  | Resistencia al cuarteo Crazing resistance / Résistance au tressaillage | ISO 10545-11 | Exigida Required Exigée | Resiste Resists Résiste |
|  | Resistencia química Chemical resistance Résistance chimique | Ácidos y bases Acids and bases / Acides et bases Productos de limpieza y reactivos de piscinas Cleaning products and pool reactive agents / Produits de nettoyage et réactifs de piscines | ISO 10545-13 | Método de ensayo disponible Test method available Méthode d'essai disponible Mínimo GB Minimum GB Minimum GB Cumple la norma Conforms to standard / Satisfait à la norme Clase GA Class GA Classe GA |
|  | Resistencia a las manchas Resistance to stains / Résistance aux taches | ISO 10545-14 | Mínimo clase 3 Minimum class 3 Minimum classe 3 | Cumple la norma Conforms to standard Satisfait à la norme |



RECOMENDACIONES PARA LA LIMPIEZA DE DECORADOS Y PIEZAS ESPECIALES

Debido a las características de los metales utilizados en la confección de estos productos es suficiente utilizar una bayeta húmeda y jabón líquido neutro.

Si la pieza llevara protección no quitarla hasta que el producto este colocado y limpio.

No se atenderán reclamaciones una vez colocado el producto.

RECOMMENDATIONS FOR THE CLEANING OF DECORATIVE AND SPECIAL PIECES

Due to the characteristics of the metals used in the production of these pieces, only a damp cloth and neutral liquid soap are required to clean them.

Any protective material should be left on the piece until it is fitted and clean.

Complaints will not be considered once the product has been fitted.

RECOMMANDATIONS CONCERNANT LE NETTOYAGE DES DECORS ET PIECES SPECIALES

Dues aux caractéristiques des métaux utilisés lors de la confection de ses produits, il est suffisant d'utiliser une éponge humide et du savon neutre.

Dans le cas où la pièce porterait une protection, ne pas l'enlever jusqu'à ce que le produit soit posé et nettoyé.

Aucune réclamation ne sera acceptée une fois le produit Pamesa posé.



COLOCACIÓN DE GRANDES FORMATOS

LYING LARGE FORMAT TILES

POSE DE GRANDS FORMATS:

<https://vimeo.com/377261681>



MÉTODOS DE CORTE

CUTTING METHODS

MÉTHODES DE COUPE:

<https://vimeo.com/388940194>

PAMESA CERÁMICA COMPACTTO, S.L.U.

Aplica una política de continuo desarrollo de sus productos y se reserva el derecho a realizar cambios en los productos, colores, especificaciones técnicas, packings y códigos sin previo aviso.

PAMESA CERÁMICA COMPACTTO, S.L.U. ha realizado un esfuerzo considerable para que toda la información sea adecuada en el momento de la publicación del catálogo.

A causa de las limitaciones del proceso de impresión los colores reproducidos pueden sufrir ligeras variaciones con respecto al producto original.

PAMESA CERÁMICA COMPACTTO, S.L.U. informa que este catálogo tiene validez a nivel informativo y por tanto no se hace responsable de los posibles errores de impresión; reservándose el derecho de realizar modificaciones sin necesidad de preaviso.

PAMESA CERÁMICA COMPACTTO, S.L.U. operates a policy of continuous development and reserves the right to make changes to its products, colours, engineering specifications, packaging and codes without prior notice.

PAMESA CERÁMICA COMPACTTO, S.L.U. has taken every effort to ensure that the information contained in the catalogue is correct at the time of publication. Due to the limitations of the printing process, the colours reproduced may vary slightly from the original product.

PAMESA CERÁMICA COMPACTTO, S.L.U. advises that this catalogue is only valid for information purposes and therefore does not accept responsibility for any possible printing errors.

PAMESA CERÁMICA COMPACTTO, S.L.U. applique une politique de développement continu de ses produits et se réserve le droit de réaliser des changements, que ce soit de produits, couleurs, spécifications techniques, paquetages et codifications et cela sans en aviser préalablement l'acheteur.

PAMESA CERÁMICA COMPACTTO, S.L.U. a réalisé un effort considérable pour que toute l'information donnée soit adéquate au moment de la publication du catalogue. Dues aux limitations du processus d'impression, les couleurs reproduites peuvent souffrir de légères variations avec le produit original.

PAMESA CERÁMICA COMPACTTO, S.L.U. vous informe que les informations de ce catalogue sont données à titre informatif et qu'elle n'est pas responsable des possibles erreurs d'impression. De plus, elle se réserve le droit de modifier les informations sans préavis.

PAMESA
cerámica

PAMESA CERÁMICA COMPACTTO, S.L.U.

Calle Pina De Montalgrao 2
(Carretera Vila-real - Onda Km 2,7)
12540 Vila-real , Castellón
TEL: + 34 964 50 75 00
www.pamesa.com

PAMESA
cerámica

www.pamesa.com