

NUEVA TARIFA
15 ABRIL 2023

Global
cinco 

VISOBATH

GLOBAL COLLECTION 5.1



VISOHOME
GROUP



ICON - 06 / 17



KYOTO - 18 / 29



VISION - 30 / 43



SCALA - 44 / 57



ELEVEN - 58 / 69



GRANADA - 70 / 85



BOX - 86 / 101



BONDI - 102 / 113



ARCO - 114 / 125



BARI - 126 / 137



NOMAD - 138 / 149



DECOR - 150 / 161



VEGA - 162 / 169



LAGOS - 170 / 173



ACCS. - 174 / 187

Más de 30 años en el sector del mueble.

Flexibilidad de producción, innovación (con tecnologías para mejorar el producto y servicio) y compromiso con nuestro equipo humano y el medio ambiente.

EMPRESA CERTIFICADA

Utilizamos las materias y componentes para la fabricación de nuestros muebles procedentes de proveedores certificados y homologados más importantes de Europa, otorgando a nuestros productos la máxima calidad en fabricación, acabados y funcionamiento.

More than 30 years in the furniture industry.

Production flexibility, innovation (with technologies to improve product quality and service) and commitment to our staff and environment.

CERTIFICATIONS

We use materials and components from Europe's well-known certified suppliers to manufacture our furniture. We ensure our products meet the highest quality in manufacturing, finishes and functioning.

QUALITY & INNOVATION

INNOVACIÓN VISOBATH

Muebles lacados con pintura Antibacteriana, a base de iones de plata, para evitar la proliferación de bacterias.



INNOVATION

Antibacterial lacquer using silver ions prevents bacteria transmission.





ICON

INSPIRATIONAL BATHROOM

Look elegante y a la vez desenfadado, cajones de amplia capacidad y detalles precisos.

Smart but casual, large storage drawers and necessary details.



ICON 1

Inspirational bathroom

88593 Mb ICON 120 1C 1B Nogal-Cotton (502 pto)

80081 Lav FLAT 120 (200 pto)

82549 Esp LIGHT 80x70 (186 pto)

88713 Col 1P ICON Nogal-Cotton (222 pto)





ICON 2

Inspirational bathroom

88704 Mb ICON 100 2C DER 1P IZQ Nogal-Black (635 pto)

88455 Enc Colors Black100 (257 pto)

88461 Lav Colors Black (153 pto)

87407 Esp LISS Retro 90 (216 pto)

ICON 3

Inspirational bathroom

88680 Mb ICON 120 2C LACADO Avio (581 pto)

87433 Enc COLORS 120 Avio (313 pto)

87434 Lav COLORS B-ada (153 pto)

87218 Esp ADA (177 pto)

88720 Col ICON 1P Avio (209 pto)



ESTRUCTURA NOGAL
Walnut structure

			B-Ada	Ceniza	Cotton	Black	Avio	Navy	Musgo	Griggio	
	Mb/Van	Prof/Depth 45	cod.	cod.	cod.	cod.	cod.	cod.	cod.	cod.	P.
	80	1C/1B	88571	88572	88573	88574	88575	70202	70203	70204	429
	100	1C/1B	88581	88582	88583	88584	88585	70205	70206	70207	466
	120	1C/1B	88591	88592	88593	88594	88595	70208	70209	70210	502
	120	1C/1B 2s.	88601	88602	88603	88604	88605	70211	70212	70213	502
	120	1C/1B 1s. der/r	88611	88612	88613	88614	88615	70214	70215	70216	502
	120	1C/1B 1s. izq/l	88621	88622	88623	88624	88625	70217	70218	70219	502
	80	2C.	88631	88632	88633	88634	88635	70220	70221	70222	546
	100	2C.	88641	88642	88643	88644	88645	70223	70224	70225	595
	120	2C.	88651	88652	88653	88654	88655	70226	70227	70228	642
	120	2C. 2s.	88661	88662	88663	88664	88665	70229	70230	70231	642
	120	2C. 1s. der/r	88671	88672	88673	88674	88675	70232	70233	70234	642
	120	2C. 1s. izq/l	88681	88682	88683	88684	88685	70235	70236	70237	642
	100	1P. 2C. izq/l	88691	88692	88693	88694	88695	70238	70239	70240	635
	100	1P. 2C. der/r	88701	88702	88703	88704	88705	70241	70242	70243	635
	Col/Tall unit	Prof/Depth 27	cod.	cod.	cod.	cod.	cod.	cod.	cod.	cod.	P.
	35	Reversible. Interior 3 baldas. 3 shelves.	88711	88712	88713	88714	88715	70244	70245	70246	222

ESTRUCTURA LACADA
Laquered structure

			B-Ada	Ceniza	Cotton	Black	Avio	Navy	Musgo	Griggio	
	Mb/Van	Prof/Depth 45	cod.	cod.	cod.	cod.	cod.	cod.	cod.	cod.	P.
	80	1C/1B	88576	88577	88578	88579	88580	70247	70248	70249	396
	100	1C/1B	88586	88587	88588	88589	88590	70250	70251	70252	425
	120	1C/1B	88596	88597	88598	88599	88600	70253	70254	70255	453
	120	1C/1B 2s.	88606	88607	88608	88609	88610	70256	70257	70258	453
	120	1C/1B 1s. der/r	88616	88617	88618	88619	88620	70259	70260	70261	453
	120	1C/1B 1s. izq/l	88626	88627	88628	88629	88630	70262	70263	70264	453
	80	2C.	88636	88637	88638	88639	88640	70265	70266	70267	506
	100	2C.	88646	88647	88648	88649	88650	70268	70269	70270	542
	120	2C.	88656	88657	88658	88659	88660	70271	70272	70273	581
	120	2C. 2s.	88666	88667	88668	88669	88670	70274	70275	70276	581
	120	2C. 1s. der/r	88676	88677	88678	88679	88680	70277	70278	70279	581
	120	2C. 1s. izq/l	88686	88687	88688	88689	88690	70280	70281	70282	581
	100	1P. 2C. izq/l	88696	88697	88698	88699	88700	70283	70284	70285	582
	100	1P. 2C. der/r	88706	88707	88708	88709	88710	70286	70287	70288	582
	Col/Tall unit	Prof/Depth 27	cod.	cod.	cod.	cod.	cod.	cod.	cod.	cod.	P.
	35	Reversible. Interior 3 baldas. 3 shelves.	88716	88717	88718	88719	88720	70289	70290	70291	209

MDF Hidrófugo
MDF Waterproof

Top Idole
Prof/Depth 46

	Niagara	Valenti	
16	cod. 88463	cod. 71044	P. 50
	88464	71045	71
	88465	71046	95
	88466	71047	105
	a medida 88946	71048	1,2 / cm lineal

**Fibra media densidad hidrófuga*
**Medium density fibreboard waterproof*

HDF Compatech
HDF Compatech

COMPATECH
Prof/Depth 46

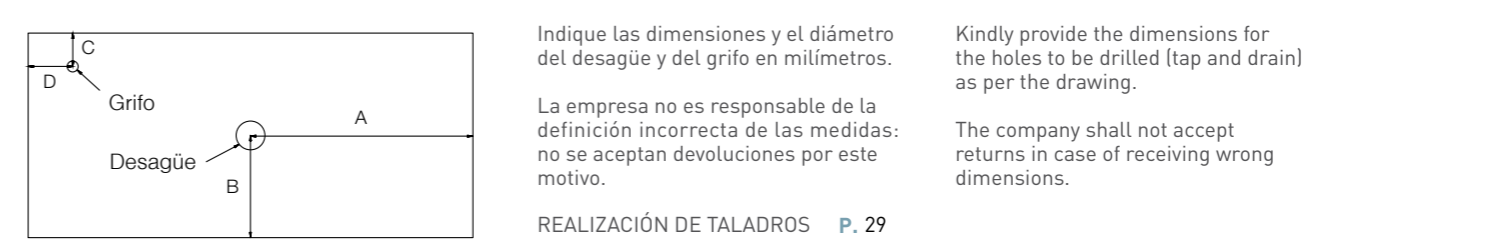
	B-Ada	Ceniza	Navy	Cotton	Black	Avio	Musgo	Griggio	
13	cod. 71051	cod. 71056	cod. 71071	cod. 71081	cod. 71076	cod. 71061	cod. 71066	cod. 71086	P. 118
	71052	71057	71072	71082	71077	71062	71067	71087	144
	71053	71058	71073	71083	71078	71063	71068	71088	167
	a medida 71054	71059	71074	71084	71079	71064	71069	71089	2 cm/lineal

**Fibra alta densidad hidrófuga*
**High density fibreboard waterproof*

Carga mineral
Mineral marble

Top Colors
Prof/Depth 46

	B-Ada	Ceniza	Navy	Cotton	Black	Avio	Musgo	Griggio	
15	cod. 87431	cod. 87436	cod. 87342	cod. 88377	cod. 88453	cod. 87421	cod. 87426	cod. 70318	P. 207
	87432	87437	87343	88378	88455	87422	87427	70319	257
	87433	87438	87344	88379	88457	87423	87428	70320	313
	a medida 87495	87497	87499	88015	88459	87496	87498	70321	3 cm/lineal



Lacado Mate
Matt lacquered

Estructura de madera natural
Natural wood structure

	B-Ada	Ceniza	Cotton	Black	Avio	Navy	Musgo	Griggio	Nogal Natural

Puertas soft close
Soft-close doors

Cajones soft close
Soft-close drawers

Extracción total
Full-extraction drawer

Cajón metálico
Metallic drawer

Lacado Mate
Matt lacquered

LAVABO / WASHBASIN

Cerámico / Ceramic

	FLAT	cod.	P.
	80	80022	101
	100	80077	135
	100 1s. der/r	80096	237
	100 1s. izq/l	80097	237
	120	80081	200
	120 1s. der/r	80129	298
	120 1s. izq/l	80131	298
	120 doble lavabo	80047	253

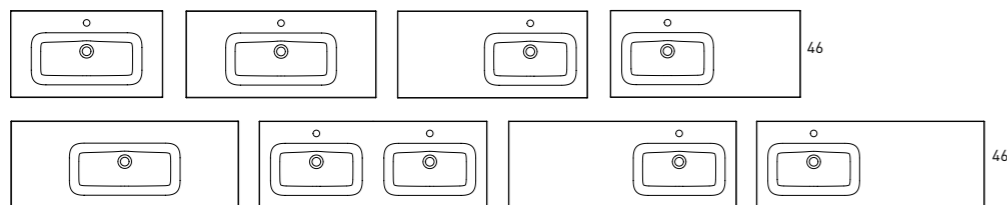
Profundidad de seno / Bowl's depth: 17 cm / Espesor lavabo / Basin's thickness: 1.8 cm / Ancho poza / Bowl's width: 46 cm



Profundidad de seno / Bowl's depth: 17,4 cm / Espesor lavabo / Basin's thickness: 1.6 cm

ADA	cod.	P.
80	83805	110
100	83806	158
120 1s.	83807	226
120 doble lavabo	83808	268

Carga mineral / Mineral marble



Profundidad de seno / Bowl's depth: 14,3 cm / Espesor lavabo / Basin's thickness: 1.5 cm / Ancho poza / Bowl's width: 48 cm / Ancho poza / Bowl's width: 58 cm

HASVIK	cod.	P.
80	81679	222
100	81680	252
100 der/r	81681	252
100 izq/l	81682	252
120 1s.	81683	279
120 doble lavabo	81684	347
120 1s. der/r	84538	295
120 1s. izq/l	84537	295

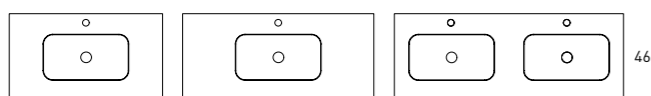
Carga mineral / Mineral marble



Profundidad de seno / Bowl's depth: 12 cm / Espesor lavabo / Basin's thickness: 2.5 cm
Ancho poza / Bowl's width: 50cm (para lavabo 60-80-100-120) / 45cm (para lavabo 120 2 senos/twin)

SLIM graphite	cod.	P.
80	84553	228
100	84554	277
120	84555	382
120 doble lavabo	84556	453

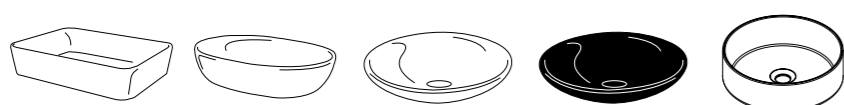
Cristal / Glass



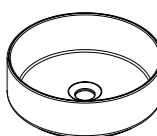
Profundidad de seno / Bowl's depth: 14.3 cm / Espesor lavabo / Basin's thickness: 1.5 cm / Ancho poza / Bowl's width: 46 cm

ÓPTICO	Blanco	Negro	P.
80	80117	80110	192
100	80125	80107	214
120 2S	80126	80108	359

Cerámico / Ceramic

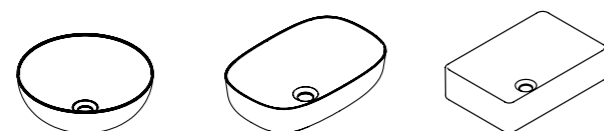


	cod.	P.
Iria 46x36x13	80847	127
Essence 48x34x13	80848	141
Garbo 430x15	80354	111
Garbo Negro 430x15	81722	111
Colors B-Brillo 370x12	70310	109



cod.	cod.	cod.	cod.	cod.	cod.	cod.	cod.	COLORS	P.
87434	87439	88012	88461	87424	87345	87429	70322	370x12	153
B-Ada	Ceniza	Cotton	Black	Avio	Navy	Musgo	Griggio		

Solid surface



	cod.	P.
Assen 400x14	70311	218
Artic 48x32x12,5	70313	225
Quadro 48x32x12,9	70312	238



Icon 80 - lacado mate color Griggio



KYOTO

PERFECT RELAXATION

Acabados de tendencia, diseño cálido y elegante.
On-trend finishes, warmth and elegance.



KYOTO 1

Perfect relaxation

88170 Mb KYOTO 80 2C Ceniza (336 pto)

88464 Enc IDOLE 80 Niágara (71 pto)

87439 Lav COLORS Ceniza (153 pto)

88943 Esp PARIS 80x60 (292 pto)



KYOTO 2
Perfect relaxation

- 70292** Mb KYOTO 60 2C Avio (2x300 pto)
- 71063** Top Compatech 120 Avio (167 pto)
- 70313** Lav Solid ARTIC (2x225 pto)
- 89358** Esp ADA 50x80 (2x67 pto)



KYOTO 3

Perfect relaxation

88173 Mb KYOTO 80 2C Cotton (336 pto)

83805 Lav ADA 80 (110 pto)

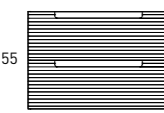
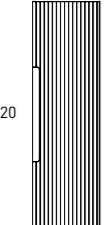
85109 Esp LISS 70 (67 pto)


88213 Col 1P KYOTO Cotton (240 pto)



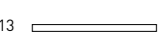
VISOBATH

KYOTO


			B-Ada	Ceniza	Navy	Cotton	Black	Avio	Musgo	Griggio	
	Mb/Van	Prof/Depth 45	cod.	cod.	cod.	cod.	cod.	cod.	cod.	cod.	P.
	60	2C.	88164	88165	88166	88168	88218	70292	70293	70294	300
	80	2C.	88169	88170	88171	88173	88219	70295	70296	70297	336
	100	2C.	88174	88175	88176	88178	88220	70298	70299	70300	386
	100	2C. izq/l	88947	88948	88949	88951	88952	70301	70302	70303	386
	100	2C. der/r	88953	88954	88955	88957	88958	70304	70305	70306	386
	Col/Tall unit	Prof/Depth 27	cod.	cod.	cod.	cod.	cod.	cod.	cod.	cod.	P.
	35	Reversible. Interior 3 baldas. 3 shelves.	88209	88210	88211	88213	88221	70307	70308	70309	240

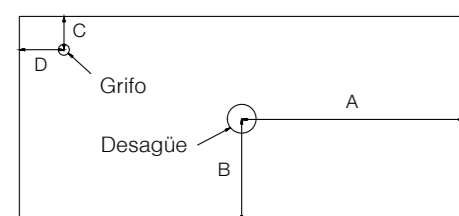
			Niagara	Valenti	
	MDF Hidrófugo	Prof/Depth 46	cod.	cod.	P.
	60		88463	71044	50
	80		88464	71045	71
	100		88465	71046	95
	120		88466	71047	105
	a medida		88946	71048	1,3 cm/lineal

*Fibra media densidad hidrófuga
*Medium density fibreboard waterproof

			B-Ada	Ceniza	Navy	Cotton	Black	Avio	Musgo	Griggio	
	HDF Compatech	Prof/Depth 46	cod.	cod.	cod.	cod.	cod.	cod.	cod.	cod.	P.
	60		71050	71055	71070	71080	71075	71060	71065	71085	93
	80		71051	71056	71071	71081	71076	71061	71066	71086	118
	100		71052	71057	71072	71082	71077	71062	71067	71087	144
	120		71053	71058	71073	71083	71078	71063	71068	71088	167
	a medida		71054	71059	71074	71084	71079	71064	71069	71089	2,0 cm/lineal

*Fibra alta densidad hidrófuga
*High density fibreboard waterproof

			B-Ada	Ceniza	Navy	Cotton	Black	Avio	Musgo	Griggio	
	Carga mineral	Prof/Depth 46	cod.	cod.	cod.	cod.	cod.	cod.	cod.	cod.	P.
	60		87430	87435	87341	88376	88451	87346	87425	70317	156
	80		87431	87436	87342	88377	88453	87421	87426	70318	207
	100		87432	87437	87343	88378	88455	87422	87427	70319	257
	120		87433	87438	87344	88379	88457	87423	87428	70320	313
	a medida		87495	87497	87499	88015	88459	87496	87498	70321	3,0 cm/lineal



Indique las dimensiones y el diámetro del desagüe y del grifo en milímetros.


La empresa no es responsable de la definición incorrecta de las medidas: no se aceptan devoluciones por este motivo.

REALIZACIÓN DE TALADROS P. 29


Kindly provide the dimensions for the holes to be drilled (tap and drain) as per the drawing.

The company shall not accept returns in case of receiving wrong dimensions.


ACABADOS KYOTO / KYOTO FINISHES



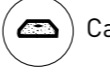
LAVABO / WASHBASIN

	Cerámico / Ceramic	FLAT	cod.	P.
	60		80021	80
	80		80022	101
	100		80077	135
	100 1s. der/r		80096	237
	100 1s. izq/l		80097	237
	120 2s		80047	253


Profundidad de seno / Bowl's depth: 17 cm / Espesor lavabo / Basin's thickness: 1.8 cm / Ancho poza / Bowl's width: 46 cm

	ADA	cod.	P.	
	60		83804	89
	80		83805	110
	100		83806	158
	120 2s		83808	268

Profundidad de seno / Bowl's depth: 17,4 cm / Espesor lavabo / Basin's thickness: 1.6 cm


	Carga mineral / Mineral marble	HASVIK	cod.	P.
	60		81678	181
	80		81679	222
	100		81680	252
	100 der/r		81681	252
	100 izq/l		81682	252
	120 2s		81684	347

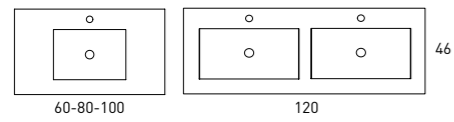
Profundidad de seno / Bowl's depth: 14,3 cm / Espesor lavabo / Basin's thickness: 1.5 cm / Ancho poza / Bowl's width: 48 cm / Ancho poza / Bowl's width: 58 cm

	Carga mineral / Mineral marble	SLIM graphite	cod.	P.
	60		88968	193
	80		84553	228
	100		84554	277
	120 2s		84556	453

Profundidad de seno / Bowl's depth: 12 cm / Espesor lavabo / Basin's thickness: 2.5 cm

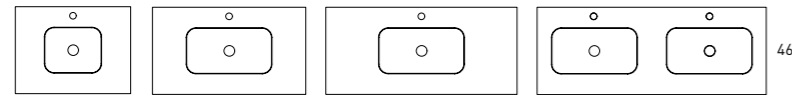
Ancho poza / Bowl's width: 50cm (para lavabo 60-80-100-120) / 45cm (para lavabo 120 2 senos/twin)

 Carga mineral / Mineral marble



NANTES	B-Ada	Ceniza	Navy	Cotton	Black	Avio	Musgo	Griggio	P.
60	88974	83740	85661	83747	71161	83741	85725	71157	229
80	88975	83742	85663	83734	71162	83743	85726	71158	247
100	88976	83744	85665	83737	71163	83745	85727	71159	313
120 2s	88977	85667	85669	83748	71164	85668	85728	71160	437


 Cristal / Glass

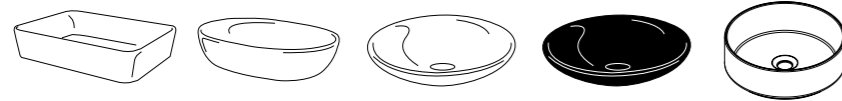


Acabados Nieve Negro

ÓPTICO nieve	cod.	P.
60	80116	174
80	80117	192
100	80125	214
120	80126	359
ÓPTICO negro	cod.	P.
60	80124	174
80	80110	192
100	80107	214
120	80108	359


Profundidad de seno / Bowl's depth: 14.3 cm // Espesor lavabo / Basin's thickness: 1.5 cm Ancho poza / Bowl's width: 48 cm

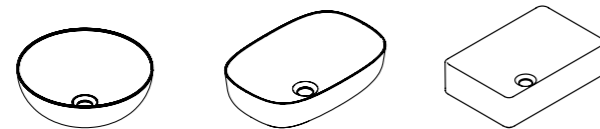
 Cerámico / Ceramic



	cod.	P.
Iria 46x36x13	80847	127
Essence 48x34x13	80848	141
Garbo 430x15	80354	111
Garbo Negro 430x15	81722	111
Colors B-Brillo 370x12	70310	109

cod.	cod.	cod.	cod.	cod.	cod.	cod.	cod.	COLORS	P.
87434	87439	87345	88012	88461	87424	87429	70322	370x12	153
B-Ada	Ceniza	Navy	Cotton	Black	Avio	Musgo	Griggio		

 Solid surface
Solid surface



	cod.	P.
Assen 400x14	70311	218
Artic 48x32x12,5	70313	225
Quadro 48x32x12,9	70312	238



Kyoto 80 - Navy



VISION

NATURE AND FAMILY

Vision encaja en perfecta sintonía con todas y cada una de las demás piezas de tu baño.

Match every piece of your bathroom with this collection.



VISION 1

Nature and Family

- 71106 Mb VISION 60 2C Tórtora-Blanco (296 pto)
- 80021 Lav FLAT 60 (80 pto)
- 82152 Arm espejo PRISMA 60 (182 pto)



VISION 2
Nature and Family

- 70329** Mb VISION 100 2C Valenti-Negro (363 pto)
- 71046** Top IDOLE 100 Valenti (95 pto)
- 88461** Lav Colors Black (153 pto)
- 87670** Esp Alexa 90 Led con touch Negro (342 pto)



VISION 3

Nature and Family

71094 Mb VISION 80 2C Crudo-Blanco (321 pto)

71051 Top COMPATECH 80 B-ada (118 pto)

70311 Lav Solid ASSEN (218 pto)

83017 Esp ELDA 80 (78 pto)

87653 Aplique OPORTO 80 (89 pto)

83939 Taburete SCALA Musgo (93 pto)





VISION 4

Nature and Family

83073 Mb VISION 100 Abedul-Tórtora (363 pto)

80077 Lav FLAT 100 (135 pto)

83143 Esp VISION 100 Tórtora (95 pto)

83122 Col VISION Abedul-Tórtora (202 pto)

		Nieve Br.	Gris Br.	Tortora Br.	Tortora Br.	Abedul	Crudo	Canela	Valenti	Valenti	Crudo	(Combina)	
mueble	cristal	Blanco	Gris	Tórtora	Blanco	Tórtora	Gris	Black	Blanco	Negro	Blanco	(Elige color)	
Mb/Van Prof/Depth 45		cod.	cod.	cod.	cod.	cod.	cod.	cod.	cod.	cod.	cod.	P.	
55	2P.	83042	83043	83044	71104	83045	83046	83047	70338	70325	71091	83048	240
	80 2P.	83049	83050	83051	71105	83052	83053	83054	70339	70326	71092	83055	259
	60 2C.	83056	83057	83058	71106	83059	83060	83061	70340	70327	71093	83062	296
	80 2C.	83063	83064	83065	71107	83066	83067	83068	70341	70328	71094	83069	321
	100 2C.	83070	83071	83072	71108	83073	83074	83075	70342	70329	71095	83076	363
	100 2C. 1s. der/r	83077	83078	83079	71109	83080	83081	83082	70343	70330	71096	83083	363
	100 2C. 1s. izq/l	83084	83085	83086	71110	83087	83088	83089	70344	70331	71097	83090	363
	120 2C. 1s.	83091	83092	83093	71111	83094	83095	83096	70345	70332	71098	83097	400
	120 2C. 2s.	83098	83099	83100	71112	83101	83102	83103	70346	70333	71099	83104	420
	120 2C. 1s. der/r	83105	83106	83107	71113	83108	83109	83110	70347	70334	71100	83111	400
	120 2C. 1s. izq/l	83112	83113	83114	71114	83115	83116	83117	70348	70335	71101	83118	400

		Nieve Br.	Gris Br.	Tortora Br.	Tortora Br.	Abedul	Crudo	Canela	Valenti	Valenti	Crudo	(Combina)	
mueble	cristal	Blanco	Gris	tórtora	Blanco	tórtora	Gris	Black	Blanco	Negro	Blanco	(Elige color)	
Col/Tall unit Prof/Depth 27		cod.	cod.	cod.	cod.	cod.	cod.	cod.	cod.	cod.	cod.	P.	
120	35 Reversible. Interior 3 baldas. 3 shelves.	83119	83120	83121	71115	83122	83123	83124	70349	70336	71102	83125	202
70	35 Reversible. Interior 1 balda. 1 shelf.	83126	83127	83128	71116	83129	83130	83131	70350	70337	71103	83132	153



MDF Hidrófugo
MDF Waterproof

Top Idole
Prof/Depth 46

	Niagara	Valenti	P.
60	88463	71044	50
80	88464	71045	71
100	88465	71046	95
120	88466	71047	105
a medida	88946	71048	1,3 cm/lineal

*Fibra media densidad hidrófuga
*Medium density fibreboard waterproof




HDF Compatech
HDF Compatech

COMPATECH
Prof/Depth 46

	B-Brillo	Gris Osc. Br.	Tórtora Br.	P.
60	71169	71174	71179	93
80	71170	71175	71180	118
100	71171	71176	71181	144
120	71172	71177	71182	167
a medida	71173	71178	71183	2,0 cm/lineal

*Fibra alta densidad hidrófuga
*High density fibreboard waterproof

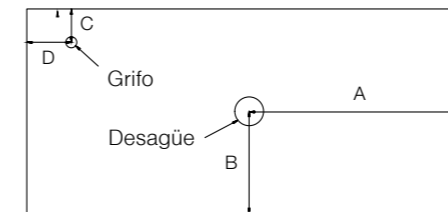


Carga mineral
Mineral marble

Top Colors
Prof/Depth 46

	B-Ada	P.
60	87430	156
80	87431	207
100	87432	257
120	87433	313
a medida especial	87495	3,0 cm/lineal

15



Indique las dimensiones y el diámetro del desagüe y del grifo en milímetros.

La empresa no es responsable de la definición incorrecta de las medidas: no se aceptan devoluciones por este motivo.

REALIZACIÓN DE TALADROS P. 29

Kindly provide the dimensions for the holes to be drilled (tap and drain) as per the drawing.

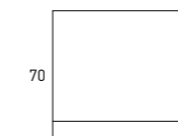
The company shall not accept returns in case of receiving wrong dimensions.

ESPEJO VISION / VISION MIRROR

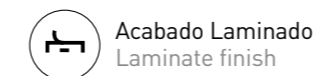
cristal

Espejo

	Blanco	Gris oscuro	Tórtora	Black	P.
60	83133	83134	83135	83136	66
80	83137	83138	83139	83140	81
100	83141	83142	83143	83144	95
120	83145	83146	83147	83148	108



ACABADOS VISION / VISION FINISHES



Acabado Laminado
Laminate finish



Alto Brillo
High gloss

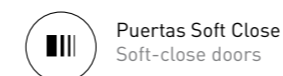


ABEDUL CRUDO CANELA VALENTI




NIEVE TÓRTORA GRIS OSCURO

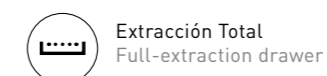
SIMBOLOGÍA MUEBLE / KEY FEATURES




Puertas Soft Close
Soft-close doors



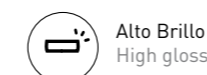
Cajones Soft Close
Soft-close drawers



Extracción Total
Full-extraction drawer




Acabado Laminado
Laminate finish



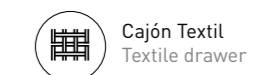
Alto Brillo
High gloss



Organizador
Organizer




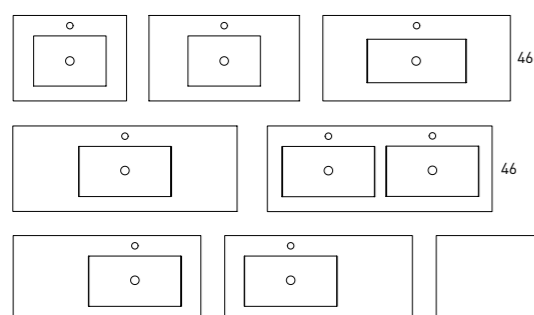
Tirador Cromado
Chromed handle



Cajón Textil
Textile drawer

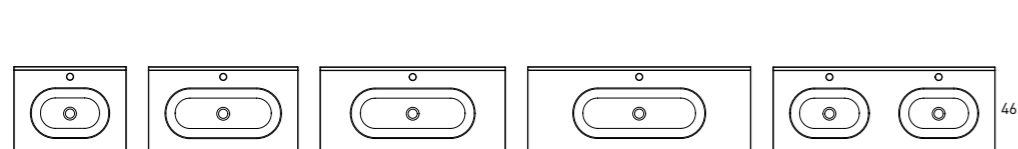
LAVABO / WASHBASIN

 Cerámico / Ceramic




FLAT	cod.	P.
60	80021	80
80	80022	101
100	80077	135
120	80081	200
120 doble lavabo	80047	253
100 1s. der/r	80096	237
100 1s. izq/l	80097	237
120 1s. der/r	80129	298
120 1s. izq/l	80131	298

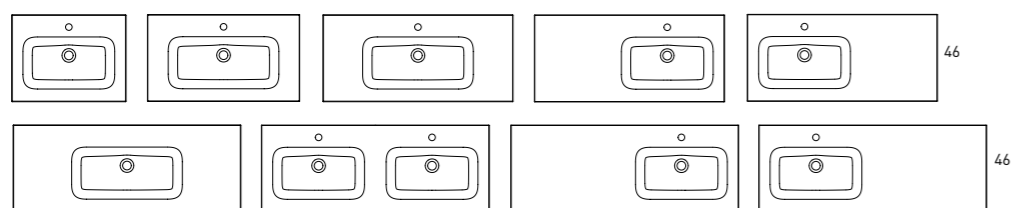
Profundidad de seno / Bowl's depth: 17 cm / Espesor lavabo / Basin's thickness: 1.8 cm / Ancho poza / Bowl's width: 46 cm



ADA	cod.	P.
60	83804	89
80	83805	110
100	83806	158
120	83807	226
120 doble lavabo	83808	268

Profundidad de seno / Bowl's depth: 17.4 cm / Espesor lavabo / Basin's thickness: 1.6 cm

 Carga mineral / Mineral marble




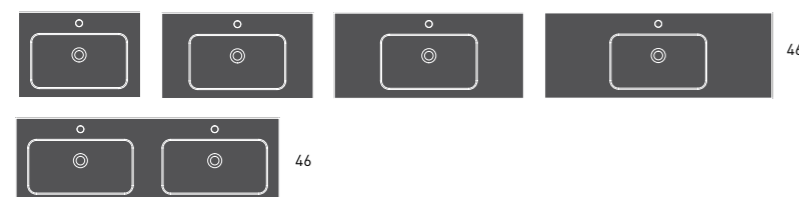
HASVIK	cod.	P.
60	81678	181
80	81679	222
100	81680	252
100 der/r	81681	252
100 izq/l	81682	252
120 1s.	81683	279
120 doble lavabo	81684	347
120 1s. der/r	84538	295
120 1s. izq/l	84537	295

Para conjunto de mueble 2x60cm
For a 2x60cm vanities set

120 1s. der/r	81685	295
120 1s. izq/l	81686	295


Profundidad de seno / Bowl's depth: 14,3 cm / Espesor lavabo / Basin's thickness: 1.5 cm / Ancho poza / Bowl's width: 48 cm / Ancho poza / Bowl's width: 58 cm

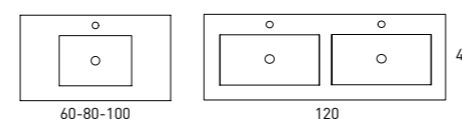
 Carga mineral / Mineral marble




SLIM graphite	cod.	P.
60	88968	193
80	84553	228
100	84554	277
120	84555	382
120 doble lavabo	84556	453

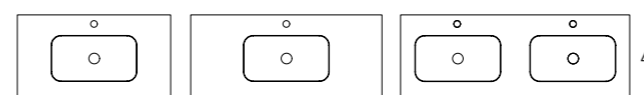
Profundidad de seno / Bowl's depth: 12 cm / Espesor lavabo / Basin's thickness: 2.5 cm
Ancho poza / Bowl's width: 50cm (para lavabo 60-80-100-120) / 45cm (para lavabo 120 2 senos/twin)

 Carga mineral / Mineral marble




NANTES	B-Ada	Black	P.
60	88974	71161	229
80	88975	71162	247
100	88976	71163	313
120	88977	71164	437

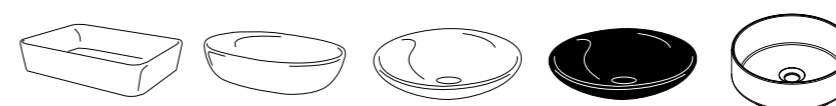
 Cristal / Glass



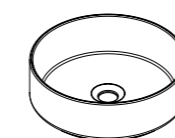
ÓPTICO	Blanco	Negro	P.
60	80116	80124	174
80	80117	80110	192
100	80125	80107	214
120 2S	80126	80108	359

Profundidad de seno / Bowl's depth: 14.3 cm / Espesor lavabo / Basin's thickness: 1.5 cm / Ancho poza / Bowl's width: 46 cm


 Cerámico / Ceramic

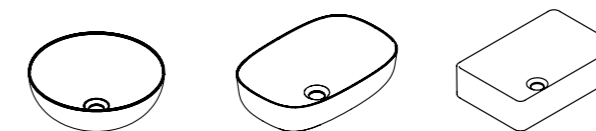


	cod.	P.
Iria 46x36x13	80847	127
Essence 48x34x13	80848	141
Garbo 430x15	80354	111
Garbo Negro 430x15	81722	111
Colors B-Brillo 370x12	70310	109



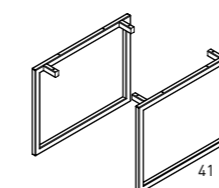
COLORS	B-Ada	Black	cod.	P.
370x12	87434	88461		153

 Solid surface
Solid surface




	cod.	P.
Assen 400x14	70311	218
Artic 48x32x12,5	70313	225
Quadro 48x32x12,9	70312	238

ACCESORIOS / ACCESSORIES



Square
2 uds P. 66

altura: 32 cm
Incluyen elementos de fijación
Fixings included

Blanco	Negro
	
cod. 88973	cod. 88972



SCALA

INDUSTRIAL MINIMALISM

La esencia de lo natural, se funde en una serie con marcada personalidad.

Natural essence with a bold personality.



SCALA 1
Industrial minimalism

- 83887** Mb SCALA 100 2C C.Sup Izq Crudo (332 pto)
- 83806** Lav ADA 100 (158 pto)
- 83941** Estr met. toallero izq (97 pto)
- 83018** Esp ELDA 100x70 (90 pto)

- 83923** Repisa der SCALA Crudo (74 pto)
- 84041** Aplique NOVA Negro (50 pto)
- 83935** Taburete SCALA Crudo (93 pto)



SCALA 2
Industrial minimalism

- 83883 Mb 80 2C SCALA C sup izq Terra (297 pto)
- 81679 Lav HASVIK 80 (222 pto)
- 80223 Esp PANDO 80x70 (51 pto)
- 83940 Est Met Simple (90 pto)
- 84040 Aplique NOVA Negro (50 pto)
- 83931 Estant.abierta SCALA Terra (2x209 pto)



SCALA 3
Industrial minimalism

- 84599 Mb 100 2C SCALA C.Sup Der (332 pto)
- 83806 Lav ADA 100 (158 pto)
- 83018 Esp ELDA 100x70 (90 pto)
- 83916 Repisa Izq SCALA (74 pto)
- 83934 Taburete SCALA (93 pto)
- 84041 Aplique NOVA (50 pto)

SCALA



VISOBATH



SCALA

SCALA 4
Industrial minimalism

- 83884 Mb SCALA 80 2C sup izq Quarzo (297 pto)
- 83805 Lav ADA 80 (110 pto)
- 82220 Esp LUMEN 80x70 (170 pto)

- 83914 Col 1P der/r SCALA Quarzo (170 pto)
- 83932 Estantería SCALA Quarzo (209 pto)

SCALA 5
Industrial minimalism

- 84604 Mb SCALA 100 2C sup der Musgo (332 pto)
- 84617 Estr SCALA toallero der (97 pto)
- 84554 Lav SLIM Grafito 100 (277 pto)

- 84282 Esp BLUE 70 (238 pto)
- 83909 Col SCALA 1P izq Musgo (170 pto)



SCALA 6
Industrial minimalism

- 84030 Mb 120 2C 1S der sup izq B-soul (363 pto)
- 84538 Lav HASVIK 120 1S der (295 pto)
- 83018 Esp ELDA 100x70 (90 pto)

- 83918 Repisa izq SCALA B-soul (74 pto)
- 81728 Aplique NOTTE Negro (60 pto)
- 83940 Estructura met simple (90 pto)

TIRADOR CAJON SUPERIOR IZQUIERDA
Top left drawer handle

	Mb/Van	Prof/Depth 45	Abedul	Crudo	Terra	B-soul	Quarzo	Musgo	P.
	60	2C.	83874	83875	83877	83876	83878	83879	275
	80	2C.	83880	83881	83883	83882	83884	83885	297
	100	2C.	83886	83887	83889	83888	83890	83891	332
	100	2C. 1s. der/r	84016	84017	84019	84018	84020	84021	332
	100	2C. 1s. izq/l	84022	84023	84025	84024	84026	84027	332
	120	2C. 1s.	83892	83893	83895	83894	83896	83897	363
	120	2C. 1s. der/r	84028	84029	84031	84030	84032	84033	363
	120	2C. 1s. izq/l	84034	84035	84037	84036	84038	84039	363
	120	2C. 2s.	83898	83899	83901	83900	83902	83903	378

TIRADOR CAJON SUPERIOR DERECHA
Top right drawer handle

		Prof/Depth 45	Abedul	Crudo	Terra	B-soul	Quarzo	Musgo	P.
	60	2C.	84587	84588	84589	84590	84591	84592	275
	80	2C.	84593	84594	84595	84596	84597	84598	297
	100	2C	84599	84600	84601	84602	84603	84604	332
	100	2C. 1s. der/r	84618	84619	84620	84621	84622	84623	332
	100	2C. 1s. izq/l	84624	84625	84626	84627	84628	84629	332
	120	2C. 1s.	84605	84606	84607	84608	84609	84610	363
	120	2C. 1s. der/r	84630	84631	84632	84633	84634	84635	363
	120	2C. 1s. izq/l	84636	84637	84638	84639	84640	84641	363
	120	2C. 2s.	84611	84612	84613	84614	84615	378	

Col/Tall unit

		Prof/Depth 25	Abedul	Crudo	Terra	B-soul	Quarzo	Musgo	P.
	110	1P. izq	83904	83905	83907	83906	83908	83909	170
	110	1P. der	83910	83911	83913	83912	83914	83915	170
		Interior 3 baldas. 3 shelves.							

Est/Open tall unit

		Prof/Depth 25	Abedul	Crudo	Terra	B-soul	Quarzo	Musgo	P.
	110		83928	83929	83931	83930	83932	83933	209

Taburete/Stool

		Prof/Depth 35	Abedul	Crudo	Terra	B-soul	Quarzo	Musgo	P.
			83934	83935	83937	83936	83938	83939	93

Repisa/Shelf

		Prof/Depth 11,5	Abedul	Crudo	Terra	B-soul	Quarzo	Musgo	P.
		Compatible con espejo Elda. Suitable for Elda mirror	83916	83917	83919	83918	83920	83921	74
		Repisa izq/l Repisa der/r	83922	83923	83925	83924	83926	83927	74

Estructura Metálica
Metallic Structure

cod. 83940
P. 90

Toallero Mb izq
W/Towel rail left

cod. 83941
P. 97

Toallero Mb der
W/Towel rail right

cod. 84617
P. 97

Acabado Laminado
Laminate finish



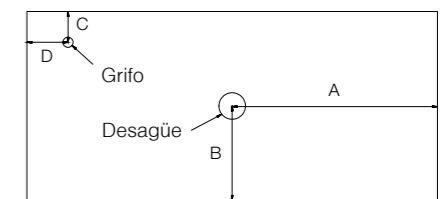
- Puertas Soft Close / Soft-close doors
- Cajones Soft Close / Soft-close drawers
- Extracción Total / Full-extraction drawer
- Cajón Textil / Textile drawer
- Organizador / Organizer

HDF Compatech
HDF Compatech

13

*Fibra alta densidad hidrófuga
*High density fibreboard waterproof

	B-Ada	Ceniza	Musgo	P.
COMPATECH Prof/Depth 46	cod.	cod.	cod.	
60	71050	71055	71065	93
80	71051	71056	71066	118
100	71052	71057	71067	144
120	71053	71058	71068	167
a medida	71054	71059	71069	2,0 cm/lineal



Indique las dimensiones y el diámetro del desagüe y del grifo en milímetros.

La empresa no es responsable de la definición incorrecta de las medidas: no se aceptan devoluciones por este motivo.

Kindly provide the dimensions for the holes to be drilled (tap and drain) as per the drawing.

The company shall not accept returns in case of receiving wrong dimensions.

REALIZACIÓN DE TALADROS P. 29

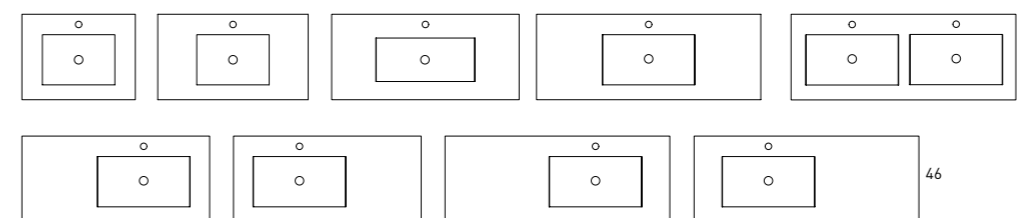
Carga mineral
Mineral marble

15

	B-Ada	Ceniza	Musgo	P.
Top Colors Prof/Depth 46	cod.	cod.	cod.	
60	87430	87435	87425	156
80	87431	87436	87426	207
100	87432	87437	87427	257
120	87433	87438	87428	313
a medida	87495	87497	87498	3,0 cm/lineal

LAVABO / WASHBASIN

Cerámico / Ceramic




Profundidad de seno / Bowl's depth: 17 cm / Espesor lavabo / Basin's thickness: 1.8 cm / Ancho poza / Bowl's width: 46 cm

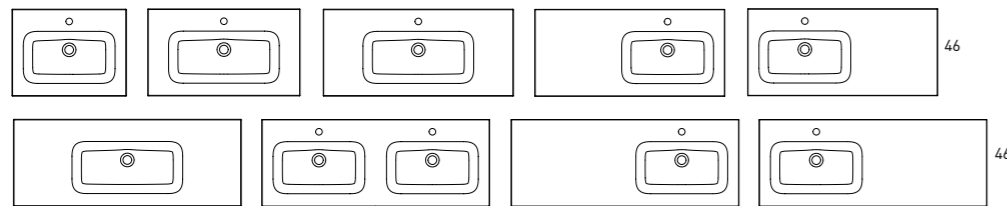
	FLAT	cod.	P.
60		80021	80
80		80022	101
100		80077	135
120		80081	200
120 2s		80047	253
100 1s. der/r		80096	237
100 1s. izq/l		80097	237
120 1s. der/r		80129	298
120 1s. izq/l		80131	298



Profundidad de seno / Bowl's depth: 17.4 cm / Espesor lavabo / Basin's thickness: 1.6 cm

	ADA	cod.	P.
60		83804	89
80		83805	110
100		83806	158
120		83807	226
120 2S		83808	268

 Carga mineral / Mineral marble




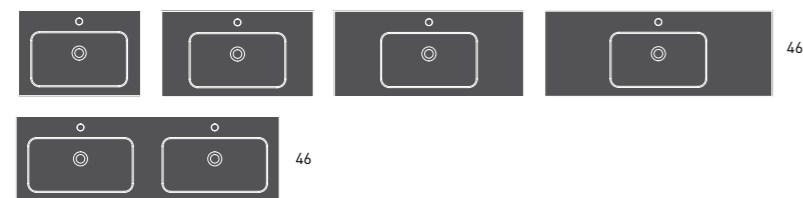
HASVIK	cod.	P.
60	81678	181
80	81679	222
100	81680	252
100 der/r	81681	252
100 izq/l	81682	252
120 1s.	81683	279
120 2s.	81684	347
120 1s. der/r	84538	295
120 1s. izq/l	84537	295

Para conjunto de mueble 2x60cm
For a 2x60cm vanities set

120 1s. der/r	81685	295
120 1s. izq/l	81686	295


Profundidad de seno / Bowl's depth: 14,3 cm / Espesor lavabo / Basin's thickness: 1.5 cm / Ancho poza / Bowl's width: 48 cm / Ancho poza / Bowl's width: 58 cm

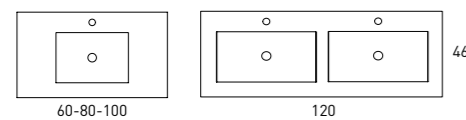
 Carga mineral / Mineral marble



SLIM graphite	cod.	P.
60	88968	193
80	84553	228
100	84554	277
120	84555	382
120 2s	84556	453

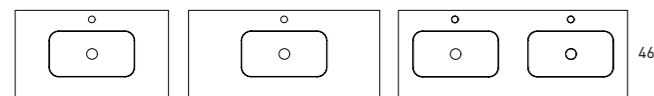
Profundidad de seno / Bowl's depth: 12 cm / Espesor lavabo / Basin's thickness: 2.5 cm
Ancho poza / Bowl's width: 50cm (para lavabo 60-80-100-120) / 45cm (para lavabo 120 2 senos/twin)

 Carga mineral / Mineral marble




NANTES	B-Ada	Ceniza	Musgo	P.
60	88974	83740	85725	229
80	88975	83742	85726	247
100	88976	83744	85727	313
120 2S	88977	85667	85728	437

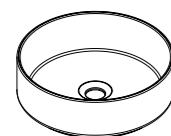
 Cristal / Glass



ÓPTICO	Blanco	Negro	P.
60	80116	80124	174
80	80117	80110	192
100	80125	80107	214
120 2S	80126	80108	359

Profundidad de seno / Bowl's depth: 12 cm // Espesor lavabo / Basin's thickness: 1.5 cm Ancho poza / Bowl's width: 46 cm

 Cerámico / Ceramic



COLORS	B-Ada	Ceniza	Musgo	P.
37Øx12	87434	87439	87429	153

*Consulte todos los lavabos de sobreponer en la página 178 / Please check other vessel basins from page 178





ELEVEN

CALM ENVIRONMENTS

Muebles que se planifican y diseñan a conciencia para que transmitan confort y calma.

Furniture that is planned and designed in detail to convey comfort and calm.



ELEVEN 1

Calm environments

- 85609** Mb ELEVEN 100 1C 1H Valenti (229 pto)
- 88976** Lav NANTES 100 Blanco (313 pto)
- 83018** Esp ELDA 100x70 (90 pto)
- 85659** Col ELEVEN 1P Valenti (292 pto)
- 87654** Apl OPORTO 100 Negro (114 pto)



ELEVEN



VISOBATH



ELEVEN

ELEVEN 2

Calm environments

- 70367 Mb ELEVEN 1C 80 Ceniza (192 pto)
- 87436 Top Colors 80 Ceniza (207 pto)
- 70312 Lav Solid QUADRO (238 pto)
- 70082 Esp CLOE 60x70 (228 pto)

ELEVEN



VISOBATH

CALM NATURE



ELEVEN

ELEVEN 3

Calm environments

85603 Mb ELEVEN 80 1C 1H Avio (205 pto)

88975 Lav NANTES 80 B-ada (247 pto)

87681 Esp ALEXA 70 Led Negro (215 pto)

40		Valenti	Crudo	B-Ada	Ceniza	Avio	Musgo	Navy	Cotton	Black	Griggio	
	Mb/Van Prof/Depth 45	cod.	cod.	cod.	cod.	cod.	cod.	cod.	cod.	cod.	cod.	P.
60	1C.	70351	70356	70361	70366	70371	70376	70381	70386	70391	70396	175
80	1C.	70352	70357	70362	70367	70372	70377	70382	70387	70392	70397	192
100	1C.	70353	70358	70363	70368	70373	70378	70383	70388	70393	70398	217
100	1C. izq/l	70354	70359	70364	70369	70374	70379	70384	70389	70394	70399	217
100	1C. der/r	70355	70360	70365	70370	70375	70380	70385	70390	70395	70400	217

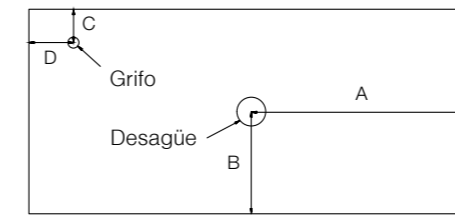
55		Valenti	Crudo	B-Ada	Ceniza	Avio	Musgo	Navy	Cotton	Black	Griggio	
	Mb/Van Prof/Depth 45	cod.	cod.	cod.	cod.	cod.	cod.	cod.	cod.	cod.	cod.	P.
60	1C.1H.	85599	85600	85596	85597	85598	70401	70406	70411	70416	70421	189
80	1C.1H.	85604	85605	85601	85602	85603	70402	70407	70412	70417	70422	205
100	1C.1H.	85609	85610	85606	85607	85608	70403	70408	70413	70418	70423	229
100	1C.1H. izq/l	70426	70428	70430	70432	70434	70404	70409	70414	70419	70424	229
100	1C.1H. der/r	70427	70429	70431	70433	70435	70405	70410	70415	70420	70425	229

120		Col/Tall unit Prof/Depth 27	cod.	cod.	cod.	cod.	cod.	cod.	cod.	cod.	cod.	P.
	Reversible. Interior 3 baldas. 3 shelves.	85659	85660	85656	85657	85658	71152	71153	71154	71155	71156	292

16		MDF Hidrófugo MDF Waterproof	Top Idole Prof/Depth 46	Niagara	Valenti							
			cod.	cod.	cod.	P.						
			60	88463	71044	50						
			80	88464	71045	71						
			100	88465	71046	95						
			120	88466	71047	105						
			a medida	88946	71048	1,3 cm/lineal						

13		HDF Compatech HDF Compatech	COMPATECH Prof/Depth 46	B-Ada	Ceniza	Avio	Musgo	Navy	Cotton	Black	Griggio	
			cod.	cod.	cod.	cod.	cod.	cod.	cod.	cod.	cod.	P.
			60	71050	71055	71060	71065	71070	71080	71075	71085	93
			80	71051	71056	71061	71066	71071	71081	71076	71086	118
			100	71052	71057	71062	71067	71072	71082	71077	71087	144
			120	71053	71058	71063	71068	71073	71083	71078	71088	167
			a medida	71054	71059	71064	71069	71074	71084	71079	71089	2,0 cm/ lineal

15		Carga mineral Mineral marble	Top Colors Prof/Depth 46	B-Ada	Ceniza	Avio	Musgo	Navy	Cotton	Black	Griggio	
			cod.	cod.	cod.	cod.	cod.	cod.	cod.	cod.	cod.	P.
			60	87430	87435	87346	87425	87341	88376	88451	70317	156
			80	87431	87436	87421	87426	87342	88377	88453	70318	207
			100	87432	87437	87422	87427	87343	88378	88455	70319	257
			120	87433	87438	87423	87428	87344	88379	88457	70320	313
			a medida	87495	87497	87496	87498	87499	88015	88459	70321	3,0 cm/ lineal




Indique las dimensiones y el diámetro del desagüe y del grifo en milímetros.
La empresa no es responsable de la definición incorrecta de las medidas: no se aceptan devoluciones por este motivo.

Kindly provide the dimensions for the holes to be drilled (tap and drain) as per the drawing.
The company shall not accept returns in case of receiving wrong dimensions.

REALIZACIÓN DE TALADROS P. 29

ACABADOS ELEVEN / ELEVEN FINISHES

Lacado Mate
Matt lacquered



Acabado Laminado
Laminate finish



Puertas soft close
Soft-close doors

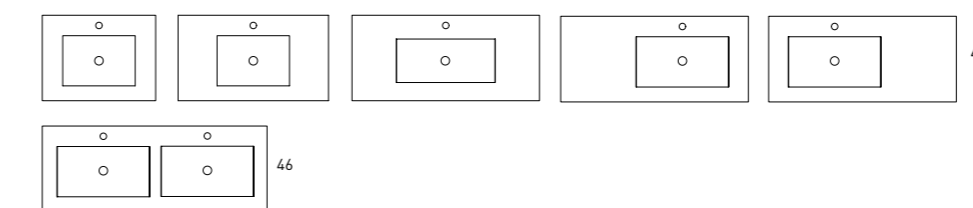
Cajones soft close
Soft-close drawers

Extracción Parcial
Partial-extraction drawer

Cajón textil
Textile drawer

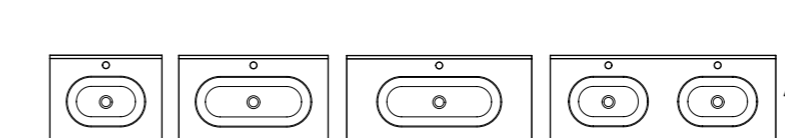
LAVABO / WASHBASIN

Cerámico / Ceramic




	FLAT	cod.	P.
60		80021	80
80		80022	101
100		80077	135
100	1s. der/r	80096	237
100	1s. izq/l	80097	237
120	2s	80047	253

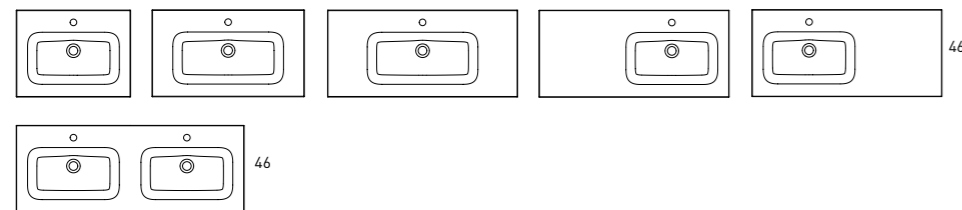
Profundidad de seno / Bowl's depth: 17 cm / Espesor lavabo / Basin's thickness: 1.8 cm / Ancho poza / Bowl's width: 46 cm



	ADA	cod.	P.
60		83804	89
80		83805	110
100		83806	158
120	2s	83808	268


Profundidad de seno / Bowl's depth: 17,4 cm / Espesor lavabo / Basin's thickness: 1.6 cm

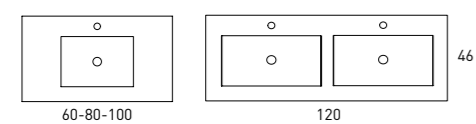
 Carga mineral / Mineral marble




HASVIK	cod.	P.
60	81678	181
80	81679	222
100	81680	252
100 der/r	81681	252
100 izq/l	81682	252
120 2s	81684	347

Profundidad de seno / Bowl's depth: 14,3 cm / Espesor lavabo / Basin's thickness: 1.5 cm / Ancho poza / Bowl's width: 48 cm / Ancho poza / Bowl's width: 58 cm

 Carga mineral / Mineral marble




NANTES	B-Ada	Ceniza	Avio	Navy	Griggio	Cotton	Musgo	Black	P.
60	88974	83740	83741	85661	71157	83747	85725	71161	229
80	88975	83742	83743	85663	71158	83734	85726	71162	247
100	88976	83744	83745	85665	71159	83737	85727	71163	313
120 2s	88977	85667	85668	85669	71160	83748	85728	71164	437

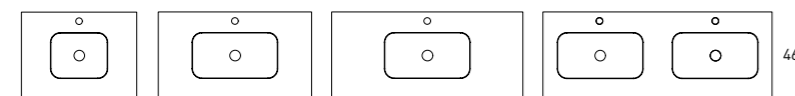
 Carga mineral / Mineral marble



SLIM graphite	cod.	P.
60	88968	193
80	84553	228
100	84554	277
120 2s	84556	453


Profundidad de seno / Bowl's depth: 12 cm / Espesor lavabo / Basin's thickness: 2.5 cm
Ancho poza / Bowl's width: 50cm (para lavabo 60-80-100-120) / 45cm (para lavabo 120 2 senos/twin)

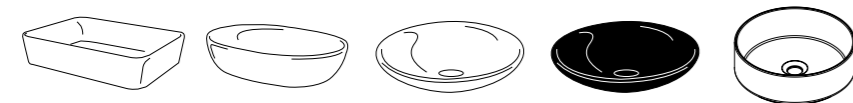
 Cristal / Glass



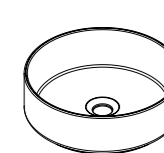
ÓPTICO	Nieve	Negro	P.
60	80116	80124	174
80	80117	80110	192
100	80125	80107	214
120 2s	80126	80108	359

Profundidad de seno / Bowl's depth: 12 cm // Espesor lavabo / Basin's thickness: 1.5 cm Ancho poza / Bowl's width: 46 cm

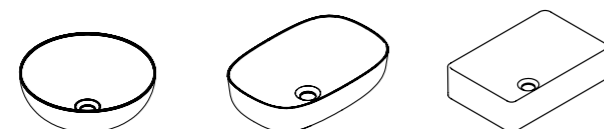
 Cerámico / Ceramic



	cod.	P.
Iria 46x36x13	80847	127
Essence 48x34x13	80848	141
Garbo 430x15	80354	111
Garbo Negro 430x15	81722	111
Colors B-Brillo 370x12	70310	109

	cod.	cod.	cod.	cod.	cod.	cod.	cod.	COLORS	P.
	87434	87439	88012	88461	87424	87345	87429	370x12	153
	B-Ada	Ceniza	Cotton	Black	Avio	Navy	Musgo	Griggio	

 Solid surface
Solid surface



	cod.	P.
Assen 400x14	70311	218
Artic 48x32x12,5	70313	225
Quadro 48x32x12,9	70312	238





GRANADA

PERSONAL STYLE

Combinación de tirador y mueble para crear el baño que deseas.

Choose your vanity and handle to create the style you desire.

SPACE
IN YOUR BATHROOM

GRANADA 1

Personal style

- 70551 Mb GRANADA 3C 100 Griggio (394 pto)
- 87610 Juego patas Negro
- 71192 Juego 3 tiradores Negro
- 71087 Top COMPATECH 100 Griggio (144 pto)
- 88461 Lav COLORS Black (153 pto)
- 87650 Esp LOIRA Black (96 pto)





GRANADA

GRANADA 2

Personal style

- 87550** Mb GRANADA 120 Avio (334 pto)
- 87608** Tirador negro 120
- 85668** Lav NANTES 120 2S Avio (437 pto)
- 82551** Esp LIGHT retro 120 (221 pto)
- 87320** Col Avio-Negro (189 pto)

GRANADA



VISOBATH



GRANADA

GRANADA 3

Personal style

- 87523 Mb GRANADA 80 Canela (267 pto)
- 87602 Tirador Negro
- 80022 Lav FLAT 80 (101 pto)
- 80064 Esp SEVILLA 80 (45 pto)
- 84041 Apl NOVA Negro (50 pto)
- 88960 Toallero EASY Negro (41 pto)
- 88972 Acc SQUARE Negro (66 pto)

GRANADA 4

Personal style

- 87570** Mb GRANADA 60 Musgo (2x269 pto)
- 87598** Tirador Blanco 60 (x2)
- 87611** Patas Blanco
- 87425** Top COLORS 60 Musgo (2x156 pto)
- 87434** Lav COLORS Blanco (2x153 pto)
- 87218** Esp ADA (2x177 pto)
- 88961** Toallero EASY Blanco (2x41 pto)





GRANADA 5

Personal style

- 87581 Mb GRANADA 100 Ceniza (332 pto)
- 87603 Tirador aluminio 100
- 87609 Pata Aluminio
- 80077 Lav FLAT 100 (135 pto)
- 80265 Esp SEVILLA 100 (50 pto)
- 83446 Apl ARYA (34 pto)



GRANADA 6

Personal style

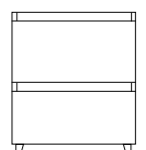
- 87578 Mb GRANADA 80 Crudo (301 pto)
- 87601 Tiradores Blanco
- 87611 Patas Blanco
- 80022 Lav FLAT 80 (101 pto)
- 80064 Esp SEVILLA 80 (45 pto)
- 84041 Apl NOVA Negro (50 pto)
- 86790 Col Crudo-Blanco (189 pto)

		Canela	Crudo	B-Ada	Avio	Ceniza	Musgo	Navy	Black	Cotton	Griggio	P.
Mb/Van Prof/Depth 45	cod.	cod.	cod.	cod.	cod.	cod.	cod.	cod.	cod.	cod.	cod.	
60	2C.	87517	87518	87513	87514	87515	87516	70436	70445	70454	70463	243
80	2C.	87523	87524	87519	87520	87521	87522	70437	70446	70455	70464	267
100	2C.	87529	87530	87525	87526	87527	87528	70438	70447	70456	70465	297
100	2C. 1s. der/r	87535	87536	87531	87532	87533	87534	70439	70448	70457	70466	297
100	2C. 1s. izq/l	87541	87542	87537	87538	87539	87540	70440	70449	70458	70467	297
120	2C. 1s.	87547	87548	87543	87544	87545	87546	70441	70450	70459	70468	334
120	2C. 2s.	87553	87554	87549	87550	87551	87552	70442	70451	70460	70469	334
120	2C. 1s. der/r	87559	87560	87555	87556	87557	87558	70443	70452	70461	70470	334
120	2C. 1s. izq/l	87565	87566	87561	87562	87563	87564	70444	70453	70462	70471	334




2 uds

Tiradores/Handles	60cm	80cm	100cm	120cm	
Aluminio brillo	87597	87600	87603	87606	* Precio incluido en mueble (Especificar código en pedido) * Price included in vanity (Specify code in order)
Blanco	87598	87601	87604	87607	
Negro	87599	87602	87605	87608	




86

		Canela	Crudo	B-Ada	Avio	Ceniza	Musgo	Navy	Black	Cotton	Griggio	P.
Mb/Van Prof/Depth 45	cod.	cod.	cod.	cod.	cod.	cod.	cod.	cod.	cod.	cod.	cod.	
60	2C.	87571	87572	87567	87568	87569	87570	70472	70477	70482	70487	269
80	2C.	87577	87578	87573	87574	87575	87576	70473	70478	70483	70488	301
100	2C.	87583	87584	87579	87580	87581	87582	70474	70479	70484	70489	332
100	2C. 1s. der/r	87589	87590	87585	87586	87587	87588	70475	70480	70485	70490	332
100	2C. 1s. izq/l	87595	87596	87591	87592	87593	87594	70476	70481	70486	70491	332



2 uds

Tiradores/Handles	60cm	80cm	100cm	120cm	
Aluminio brillo	87597	87600	87603	87606	* Precio incluido en mueble (Especificar código en pedido) * Price included in vanity (Specify code in order) * Añade el código de las patas.
Blanco	87598	87601	87604	87607	
Negro	87599	87602	87605	87608	




86

		Canela	Crudo	B-Ada	Avio	Ceniza	Musgo	Navy	Black	Cotton	Griggio	P.
Mb/Van Prof/Depth 45	cod.	cod.	cod.	cod.	cod.	cod.	cod.	cod.	cod.	cod.	cod.	
60	3C.	70504	70509	70514	70519	70524	70529	70534	70539	70544	70549	314
80	3C.	70505	70510	70515	70520	70525	70530	70535	70540	70545	70550	352
100	3C.	70506	70511	70516	70521	70526	70531	70536	70541	70546	70551	394
100	3C. 1s. der/r	70507	70512	70517	70522	70527	70532	70537	70542	70547	70552	394
100	3C. 1s. izq/l	70508	70513	70518	70523	70528	70533	70538	70543	70548	70553	394




3 uds

Tiradores/Handles	60cm	80cm	100cm	
Aluminio brillo	71184	71187	71190	* Precio incluido en mueble (Especificar código en pedido) * Price included in vanity (Specify code in order) * Añade el código de las patas.
Blanco	71185	71188	71191	
Negro	71186	71189	71192	



4 uds


* Patas / Legs	Alum. Brillo	Blanco	Negro	
	87609	87611	87610	* Precio incluido en mueble (Especificar código en pedido) * Price included in vanity (Specify code in order)



120
35

		Canela	Crudo	B-Ada	Avio	Ceniza	Musgo	Navy	Black	Cotton	Griggio	P.
Col/Tall unit Prof/Depth 27	cod.	cod.	cod.	cod.	cod.	cod.	cod.	cod.	cod.	cod.	cod.	
T. Alum. Brillo		86787	86786	86788	87322	86785	87304	70492	70495	70498	70501	189
T. Negro mate		86190	86794	86191	87320	86793	87302	70493	70496	70499	70502	189
T. Blanco mate		86791	86790	86792	87321	86789	87303	70494	70497	70500	70503	189

Reversible. Interior 3 baldas/3 shelves.



MDF Hidrófuga
MDF Waterproof

		Niagara	Valenti	P.
Top Idole Prof/Depth 46	cod.	cod.	cod.	
60		88463	71044	50
80		88464	71045	71
100		88465	71046	95
120		88466	71047	105
a medida		88946	71048	1,3 cm/lineal


*Fibra media densidad hidrófuga
*Medium density fibreboard waterproof



HDF Compatech
HDF Compatech

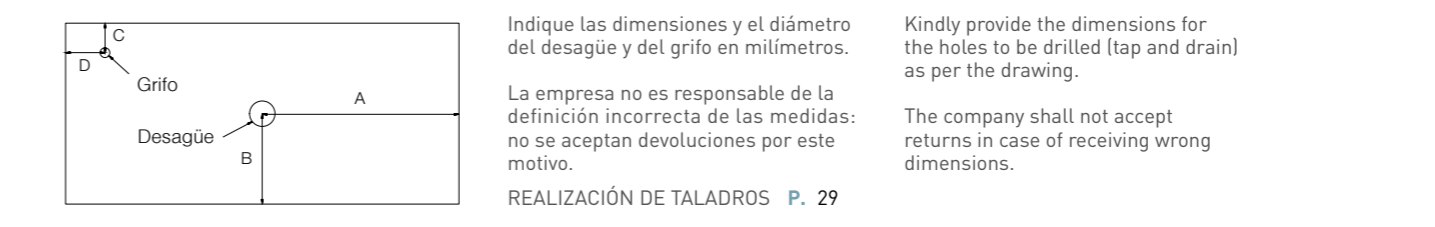

		B-Ada	Avio	Ceniza	Musgo	Navy	Black	Cotton	Griggio	P.
COMPATECH Prof/Depth 46	cod.	cod.	cod.	cod.	cod.	cod.	cod.	cod.	cod.	
60		71050	71060	71055	71065	71070	71075	71080	71085	93
80		71051	71061	71056	71066	71071	71076	71081	71086	118
100		71052	71062	71057	71067	71072	71077	71082	71087	144
120		71053	71063	71058	71068	71073	71078	71083	71088	167
a medida		71054	71064	71059	71069	71074	71079	71084	71089	2,0 cm/lineal

*Fibra alta densidad hidrófuga
*High density fibreboard waterproof



Carga mineral
Mineral marble

		B-Ada	Avio	Ceniza	Musgo	Navy	Black	Cotton	Griggio	P.
Top Colors Prof/Depth 46	cod.	cod.	cod.	cod.	cod.	cod.	cod.	cod.	cod.	
60		87430	87346	87435	87425	87341	88451	88376	70317	156
80		87431	87421	87436	87426	87342	88453	88377	70318	207
100		87432	87422	87437	87427	87343	88455	88378	70319	257
120		87433	87423	87438	87428	87344	88457	88379	70320	313
a medida		87495	87496	87497	87498	87499	88459	88015	70321	3,0 cm/lineal

Lacado Mate
Matt lacquered

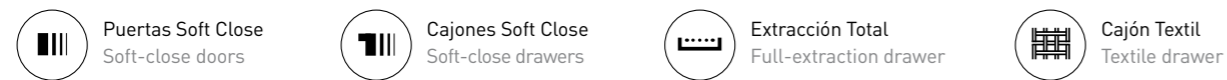
B-Ada	Avio	Ceniza	Musgo	Navy	Black	Cotton	Griggio
-------	------	--------	-------	------	-------	--------	---------



Acabado laminado
Laminate finish

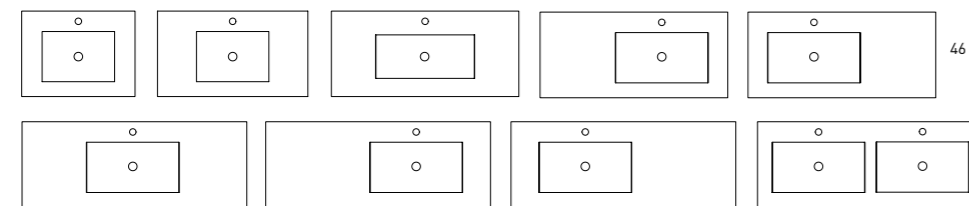
Crudo	Canela
-------	--------

SIMBOLOGÍA MUEBLE / KEY FEATURES



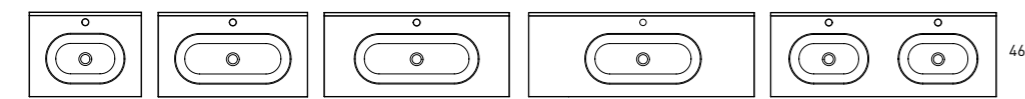
LAVABO / WASHBASIN

Cerámico / Ceramic



FLAT	cod.	P.
60	80021	80
80	80022	101
100	80077	135
100 1s. der/r	80096	237
100 1s. izq/l	80097	237
120 1s.	80081	200
120 1s. der/r	80129	298
120 1s. izq/l	80131	298
120 doble lavabo	80047	253

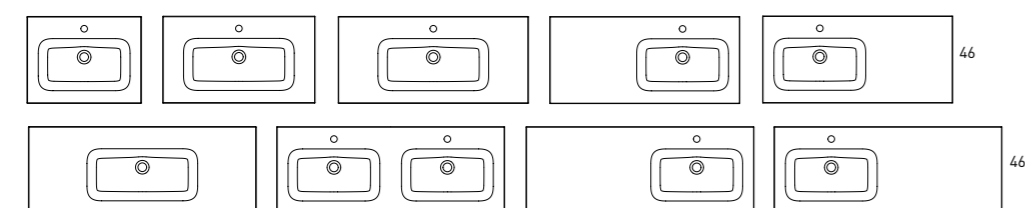
Profundidad de seno / Bowl's depth: 17 cm / Espesor lavabo / Basin's thickness: 1.8 cm / Ancho poza / Bowl's width: 46 cm



ADA	cod.	P.
60	83804	89
80	83805	110
100	83806	158
120 1s.	83807	226
120 doble lavabo	83808	268

Profundidad de seno / Bowl's depth: 17,4 cm / Espesor lavabo / Basin's thickness: 1.6 cm

Carga mineral / Mineral marble



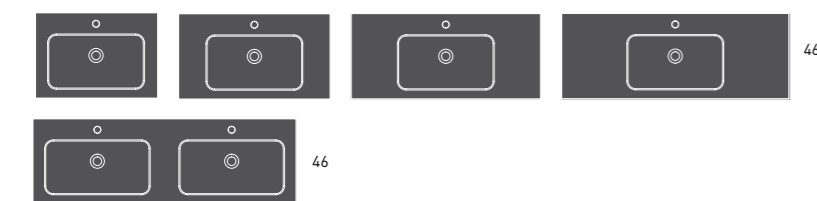
HASVIK	cod.	P.
60	81678	181
80	81679	222
100	81680	252
100 der/r	81681	252
100 izq/l	81682	252
120 1s.	81683	279
120 2s.	81684	347
120 1s. der/r	84538	295
120 1s. izq/l	84537	295

Para conjunto de mueble 2x60cm
For a 2x60cm vanities set

120 1s. der/r	81685	295
120 1s. izq/l	81686	295

Profundidad de seno / Bowl's depth: 14,3 cm / Espesor lavabo / Basin's thickness: 1.5 cm / Ancho poza / Bowl's width: 48 cm / Ancho poza / Bowl's width: 58 cm

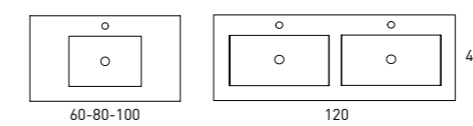
Carga mineral / Mineral marble



SLIM graphite	cod.	P.
60	88968	193
80	84553	228
100	84554	277
120	84555	382
120 doble lavabo	84556	453

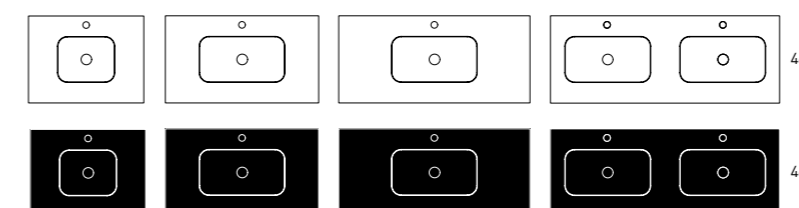
Profundidad de seno / Bowl's depth: 12 cm / Espesor lavabo / Basin's thickness: 2.5 cm
Ancho poza / Bowl's width: 50cm (para lavabo 60-80-100-120) / 45cm (para lavabo 120 2 senos/twin)

Carga mineral / Mineral marble



NANTES	B-Ada	Ceniza	Avio	Navy	Griggio	Cotton	Musgo	Black	P.
60	88974	83740	83741	85661	71157	83747	85725	71161	229
80	88975	83742	83743	85663	71158	83734	85726	71162	247
100	88976	83744	83745	85665	71159	83737	85727	71163	313
120 2S	88977	85667	85668	85669	71160	83748	85728	71164	437

Cristal / Glass



Acabados Nieve Negro

ÓPTICO nieve	cod.	P.
60	80116	174
80	80117	192
100	80125	214
120 doble lavabo	80126	359

ÓPTICO negro	cod.	P.
60	80124	174
80	80110	192
100	80107	214
120 doble lavabo	80108	359

Profundidad de seno / Bowl's depth: 12 cm // Espesor lavabo / Basin's thickness: 1.5 cm Ancho poza / Bowl's width: 46 cm

Cerámico / Ceramic

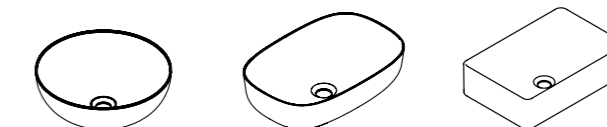


cod.	P.
Iria 46x36x13	80847 127
Essence 48x34x13	80848 141
Garbo 430x15	80354 111
Garbo Negro 430x15	81722 111
Colors B-Brillo 370x12	70310 109

cod.	cod.	cod.	cod.	cod.	cod.	cod.	cod.	COLORS	P.
87434	87439	88012	88461	87424	87345	87429	70322	370x12	153

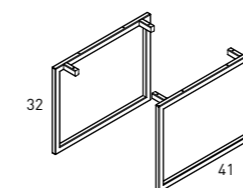
B-Ada Ceniza Cotton Black Avio Navy Musgo Griggio

Solid surface



cod.	P.
Asen 400x14	70311 218
Artic 48x32x12,5	70313 225
Quadro 48x32x12,9	70312 238

ACCESORIOS / ACCESSORIES



Square
2 uds P. 66

Incluyen elementos de fijación
Fixings included

Blanco Negro
cod. 88973 cod. 88972



BOX

ESSENTIAL DESIGN

Muebles que se adaptan fácilmente a todos los gustos y espacios.

To easily adapt to any taste and space.



BOX 1

Essential design

- 88386 Mb BOX 100 2c Valenti (263 pto)
- 71046 Top IDOLE 100 Valenti (95 pto)
- 70313 Lav Solid ARTIC (225 pto)
- 87666 Esp LOIRA Led Black (222 pto)
- 88374 Col BOX Valenti (188 pto)

BOX



ELEGANT
ELEMENTS THAT
CREATE A
SERENE
ATMOSPHERE

PRECISE FINISHES



BOX 2

Essential design

70726 Mb BOX 100 2C/1P Nieve Brillo (347 pto)

88465 Tapa Idole 100 Niágara (95 pto)

70310 Lav Colors Blanco Brillo (109 pto)

70085 Esp Soul Bluetooth 80x80 (326 pto)



BOX 3

Essential design



- 70673 Mb BOX 1C 80 Crudo (201 pto)
 88975 Lav NANTES 80 Blanco (247 pto)
 70082 Esp CLOE 60x70 (228 pto)

BOX 4

Essential design



- 84445 Mb BOX 3C 80 Tórtora Brillo (310 pto)
 80022 Lav FLAT 80 (101 pto)
 80223 Esp PANDO 80x70 (51 pto)

BOX 5

Essential design



- 82285 Mb BOX 2C 80 Gris Osc. Brillo (238 pto)
 82265 Mb BOX 2P 60 Gris Osc. Brillo (2x163 pto)
 84545 Lav HASVIK 200 (648 pto)
 80064 Esp SEVILLA 80X70 (2x45 pto)
 84498 Colgar 1P F. Reducido Gris Osc. Brillo (4x118 pto)
 84041 Apl NOVA Negro (2x50 pto)




BOX 6

Essential design

- 84392** Mb BOX 2C 60 Canela (2x209 pto)
- 84338** Mb BOX 1C 60 Canela (180 pto)
- 87495** Top COLORS especial 180cm Blanco (540 pto)
- 70312** Lav Solid QUADRO (2x238 pto)
- 87651** Esp LOIRA Blanco (2x96 pto)

VISOBATH



BOX 7

Essential design

- 84398** Mb BOX 2C 70 Abedul (2x225 pto)
- 84539** Lav HASVIK 140 2S (380 pto)
- 71041** Esp LIGHT a medida (369 pto)

Carga mineral / Mineral marble

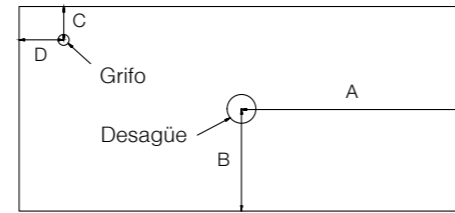
Top Colors
Prof/Depth 46

	B-Ada	P.
60	87430	156
80	87431	207
100	87432	257
120	87433	313
a medida especial	87495	3,0 cm/lineal

B-Ada

cod.

P.



REALIZACIÓN DE TALADROS P. 29

Indique las dimensiones y el diámetro del desagüe y del grifo en milímetros.

La empresa no es responsable de la definición incorrecta de las medidas: no se aceptan devoluciones por este motivo.


Kindly provide the dimensions for the holes to be drilled (tap and drain) as per the drawing.

The company shall not accept returns in case of receiving wrong dimensions.

Acabado Laminado / Laminate finish



Alto Brillo / High gloss

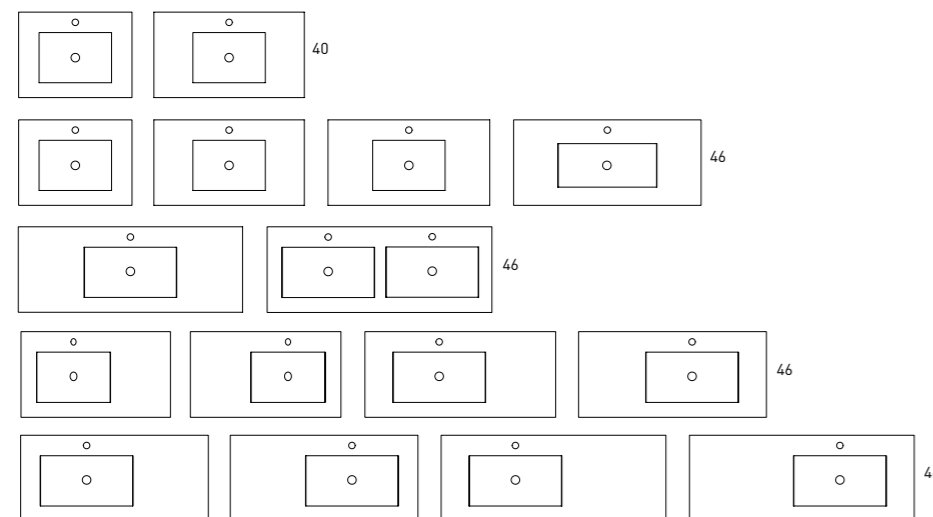


SIMBOLOGÍA MUEBLE / KEY FEATURES

- Puertas Soft Close / Soft-close doors
- Cajones Soft Close / Soft-close drawers
- Extracción Parcial / Partial-extraction drawer
- Cajón Textil / Textile drawer

LAVABO / WASHBASIN

Cerámico / Ceramic



FLAT	cod.	P.
60 fondo reducido	80248	80
80 fondo reducido	80249	101
60	80021	80
70	80597	96
80	80022	101
100	80077	135
120	80081	200
120 doble lavabo	80047	253
80 1s. izq/l	84536	138
80 1s. der/r	84546	138
90 1s. izq/l	80095	172
90 1s. der/r	80094	172
100 1s. izq/l	80097	237
100 1s. der/r	80096	237
120 1s. izq/l	80131	298
120 1s. der/r	80129	298


Profundidad de seno / Bowl's depth: 17 cm / Espesor lavabo / Basin's thickness: 1.8 cm / Ancho poza / Bowl's width: 46 cm



ADA	cod.	P.
60	83804	89
80	83805	110
100	83806	158
120 1s.	83807	226
120 doble lavabo	83808	268

Profundidad de seno / Bowl's depth: 17,4 cm / Espesor lavabo / Basin's thickness: 1.6 cm

Carga mineral / Mineral marble



Medidas especiales / Special measures:

	cod.	P.
140 der/r	84542	380
140 izq/l	84541	380
140 2s	84539	380
160 der/r	84544	459
160 izq/l	84543	459
160 2s	84540	512
200 1s	84545	648

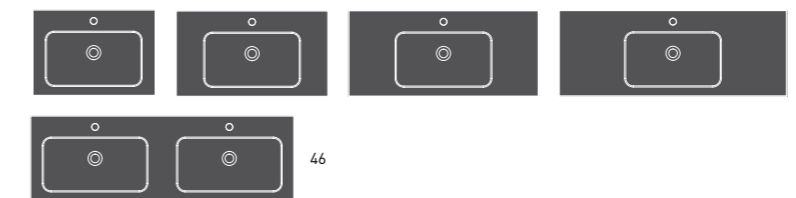
HASVIK	cod.	P.
60	81678	181
80	81679	222
100	81680	252
100 der/r	81681	252
100 izq/l	81682	252
120 1s.	81683	279
120 2s.	81684	347
120 1s. der/r	84538	295
120 1s. izq/l	84537	295

Para conjunto de mueble 2x60cm / For a 2x60cm vanities set

120 1s. der/r	81685	295
120 1s. izq/l	81686	295

Profundidad de seno / Bowl's depth: 14,3 cm / Espesor lavabo / Basin's thickness: 1.5 cm / Ancho poza / Bowl's width: 48 cm / Ancho poza / Bowl's width: 58 cm

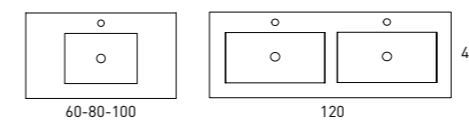
Carga mineral / Mineral marble



SLIM graphite	cod.	P.
60	88968	193
80	84553	228
100	84554	277
120	84555	382
120 doble lavabo	84556	453

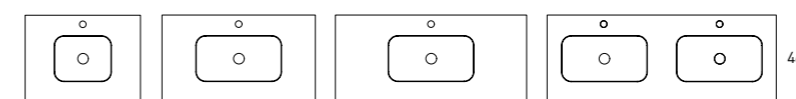
Profundidad de seno / Bowl's depth: 12 cm / Espesor lavabo / Basin's thickness: 2.5 cm / Ancho poza / Bowl's width: 50cm (para lavabo 60-80-100-120) / 45cm (para lavabo 120 2 senos/twin)

Carga mineral / Mineral marble



NANTES	B-Ada	P.	B-Brillo	P.
60	88974	229	83739	173
80	88975	247	83733	193
100	88976	313	83736	236
120 2S	88977	437	83746	336

Cristal / Glass



ÓPTICO	Nieve	Negro	P.
60	80116	80124	174
80	80117	80110	192
100	80125	80107	214
120 2S	80126	80108	359

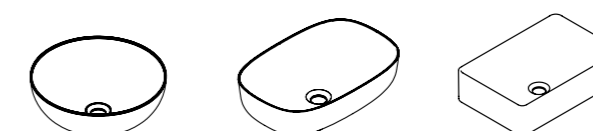
Profundidad de seno / Bowl's depth: 12 cm // Espesor lavabo / Basin's thickness: 1.5 cm Ancho poza / Bowl's width: 46 cm

Cerámico / Ceramic



	cod.	P.
Iria 46x36x13	80847	127
Essence 48x34x13	80848	141
Garbo 430x15	80354	111
Garbo Negro 430x15	81722	111
Colors B-Brillo 370x12	70310	109
Colors B-ada 370x12	87434	153

Solid surface / Solid surface



	cod.	P.
Assen 400x14	70311	218
Artic 48x32x12,5	70313	225
Quadro 48x32x12,9	70312	238



BONDI

SMART STORAGE

Crea un espacio de tendencia y personal sin dejar atrás la funcionalidad.

Create trend without losing functionality.



BONDI 1

Smart storage

88734 Mb BONDI 80 2C Valenti (260 pto)

89033 Tiradores BONDI Negro

83805 Lav ADA 80 (110 pto)

82220 Esp LUMEN 80x70 (170 pto)

BONDI



VISOBATH



89034 Tirador Inox Mate / Inox Matt Handle



89033 Tirador Negro / Black Handle

BONDI 2
Smart storage

- 88735 Mb BONDI 100 2C Blanco ada (289 pto)
- 83806 Lav ADA 100 (158 pto)
- 87215 Esp LISS 90 (81 pto)
- 89032 Tiradores BONDI Blanco



BONDI 3

Smart storage

- 88737 Mb BONDI 100 2C Avio (289 pto)
- 81680 Lav HASVIK 100 (252 pto)
- 88944 Esp PARIS 100x60 (312 pto)
- 88972 Acc SQUARE Negro (66 pto)
- 89033 Tiradores BONDI Negro

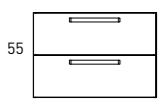


BONDI 4

Smart storage

- 88722 Mb BONDI 60 2C Ceniza (240 pto)
- 80021 Lav FLAT 60 (80 pto)
- 85109 Esp LISS 70 (67 pto)
- 89049 Col BONDI Ceniza (179 pto)
- 89034 Tiradores BONDI Inox

Mb/Van
Prof/Depth 45



		B-Ada	Ceniza	Avio	Cotton	Navy	Musgo	Black	Griggio	Crudo	Canela	Valenti	P.
60	2C.	88721	88722	88723	88724	70739	70748	70757	70766	88725	88726	88727	240
80	2C.	88728	88729	88730	88731	70740	70749	70758	70767	88732	88733	88734	260
100	2C.	88735	88736	88737	88738	70741	70750	70759	70768	88739	88740	88741	289
100	2C. 1s. der/r	88742	88743	88744	88745	70742	70751	70760	70769	88746	88747	88748	289
100	2C. 1s. izq/l	88749	88750	88751	88752	70743	70752	70761	70770	88753	88754	88755	289
120	2C. 1s.	88756	88757	88758	88759	70744	70753	70762	70771	88760	88761	88762	356
120	2C. 2s.	88763	88764	88765	88766	70745	70754	70763	70772	88767	88768	88769	356
120	2C. 1s. der/r	88770	88771	88772	88773	70746	70755	70764	70773	88774	88775	88776	356
120	2C. 1s. izq/l	88777	88778	88779	88780	70747	70756	70765	70774	88781	88782	88783	356

Col/Tall unit
Prof/Depth 27




		B-Ada	Ceniza	Avio	Cotton	Navy	Musgo	Black	Griggio	Crudo	Canela	Valenti	P.
35	T. Inox mate	89048	89049	89050	89051	70775	70778	70781	70784	89052	89053	89054	179
35	T Blanco	89041	89042	89043	89044	70776	70779	70782	70785	89045	89046	89047	179
35	T Negro	88819	88820	88821	88822	70777	70780	70783	70786	88823	88824	88825	179

Reversible. Interior 3 baldas / 3 shelves.

Tir/Handle

	Inox mate	Blanco	Negro	
33	89034	89032	89033	* Precio incluido en mueble / Especificar código en pedido. * Price included in vanity / Specify code in order. * Incluye 2 tiradores / 2 Handles included.


MDF Hidrófuga
MDF Waterproof



***Fibra media densidad hidrófuga**
*Medium density fibreboard waterproof

	Top Idole	Niagara	Valenti	P.
60	88463	71044		50
80	88464	71045		71
100	88465	71046		95
120	88466	71047		105
a medida	88946	71048		1,3 cm/lineal


HDF Compatech
HDF Compatech



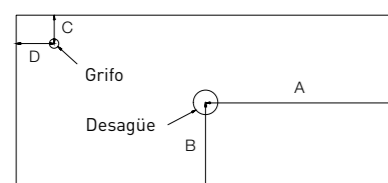
***Fibra alta densidad hidrófuga**
*High density fibreboard waterproof

	COMPATECH	B-Ada	Ceniza	Avio	Cotton	Navy	Musgo	Black	Griggio	P.
60	71050	71055	71060	71080	71070	71065	71075	71085	93	
80	71051	71056	71061	71081	71071	71066	71076	71086	118	
100	71052	71057	71062	71082	71072	71067	71077	71087	144	
120	71053	71058	71063	71083	71073	71068	71078	71088	167	
a medida	71054	71059	71064	71084	71074	71069	71079	71089	2,0 cm/lineal	

Carga mineral
Mineral marble



	Top Colors	B-Ada	Ceniza	Avio	Cotton	Navy	Musgo	Black	Griggio	P.
60	87430	87435	87346	88376	87341	87425	88451	70317	156	
80	87431	87436	87421	88377	87342	87426	88453	70318	207	
100	87432	87437	87422	88378	87343	87427	88455	70319	257	
120	87433	87438	87423	88379	87344	87428	88457	70320	313	
a medida	87495	87497	87496	88015	87499	87498	88459	70321	3,0 cm/lineal	




Indique las dimensiones y el diámetro del desagüe y del grifo en milímetros.
Kindly provide the dimensions for the holes to be drilled (tap and drain) as per the drawing.

La empresa no es responsable de la definición incorrecta de las medidas: no se aceptan devoluciones por este motivo.
The company shall not accept returns in case of receiving wrong dimensions.


REALIZACIÓN DE TALADROS P. 29

Extracción Parcial / Partial-extraction drawer
Cajones Soft Close / Soft-close drawers
Acabado Laminado / Laminate finish
Lacado Mate / Matt lacquered
Cajón Textil / Textile drawer

Lacado Mate / Matt lacquered

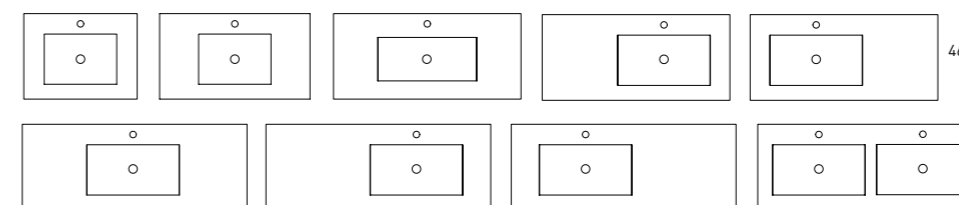


Acabado laminado / Laminate finish



LAVABO / WASHBASIN

Cerámico / Ceramic



FLAT	cod.	P.
60	80021	80
80	80022	101
100	80077	135
100 1s. der/r	80096	237
100 1s. izq/l	80097	237
120 1s.	80081	200
120 1s. der/r	80129	298
120 1s. izq/l	80131	298
120 doble lavabo	80047	253

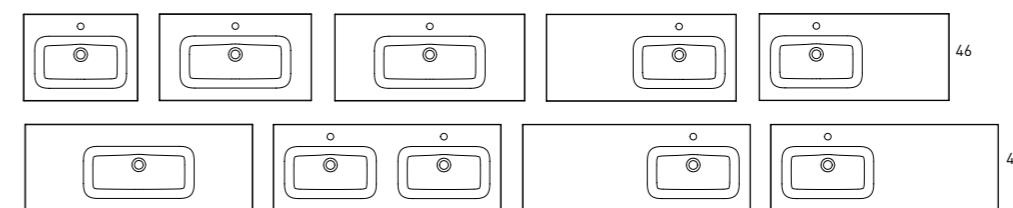
Profundidad de seno / Bowl's depth: 17 cm / Espesor lavabo / Basin's thickness: 1.8 cm / Ancho poza / Bowl's width: 46 cm



ADA	cod.	P.
60	83804	89
80	83805	110
100	83806	158
120 1s.	83807	226
120 doble lavabo	83808	268

Profundidad de seno / Bowl's depth: 17,4 cm / Espesor lavabo / Basin's thickness: 1.6 cm

Carga mineral / Mineral marble




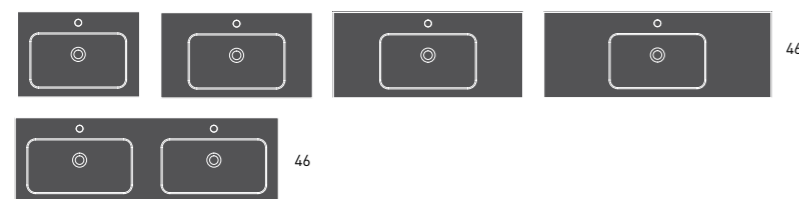
HASVIK	cod.	P.
60	81678	181
80	81679	222
100	81680	252
100 der/r	81681	252
100 izq/l	81682	252
120 1s.	81683	279
120 2s.	81684	347
120 1s. der/r	84538	295
120 1s. izq/l	84537	295

Para conjunto de mueble 2x60cm
For a 2x60cm vanities set

120 1s. der/r	81685	295
120 1s. izq/l	81686	295


Profundidad de seno / Bowl's depth: 14,3 cm / Espesor lavabo / Basin's thickness: 1.5 cm
Ancho poza / Bowl's width: 48 cm / Ancho poza / Bowl's width: 58 cm

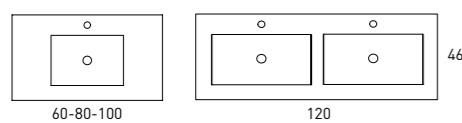
 Carga mineral / Mineral marble




SLIM graphite	cod.	P.
60	88968	193
80	84553	228
100	84554	277
120	84555	382
120 2S	84556	453

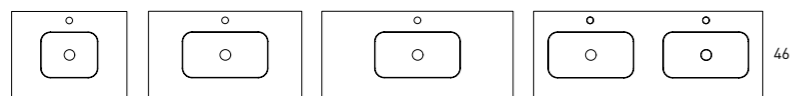
Profundidad de seno / Bowl's depth: 12 cm / Espesor lavabo / Basin's thickness: 2.5 cm
Ancho poza / Bowl's width: 50cm (para lavabo 60-80-100-120) / 45cm (para lavabo 120 2 senos/twin)

 Carga mineral / Mineral marble



NANTES	B-Ada	Ceniza	Avio	Navy	Griggio	Cotton	Musgo	Black	P.
60	88974	83740	83741	85661	71157	83747	85725	71161	292
80	88975	83742	83743	85663	71158	83734	85726	71162	247
100	88976	83744	83745	85665	71159	83737	85727	71163	313
120 2S	88977	85667	85668	85669	71160	83748	85728	71164	437

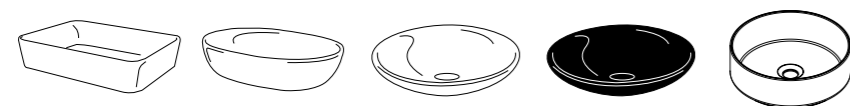
 Cristal / Glass



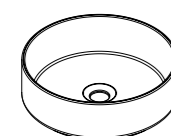
ÓPTICO	Nieve	Negro	P.
60	80116	80124	174
80	80117	80110	192
100	80125	80107	214
120 2S	80126	80108	359

Profundidad de seno / Bowl's depth: 12 cm // Espesor lavabo / Basin's thickness: 1.5 cm Ancho poza / Bowl's width: 46 cm

 Cerámico / Ceramic

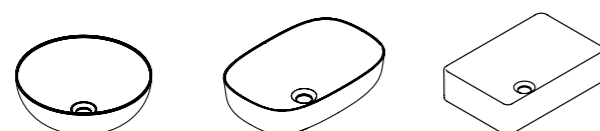


	cod.	P.
Iria 46x36x13	80847	127
Essence 48x34x13	80848	141
Garbo 430x15	80354	111
Garbo Negro 430x15	81722	111
Colors B-Brillo 370x12	70310	109



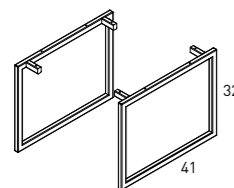
cod.	cod.	cod.	cod.	cod.	cod.	cod.	cod.	COLORS	P.
87434	87439	88012	88461	87424	87345	87429	70322	370x12	153
B-Ada	Ceniza	Cotton	Black	Avio	Navy	Musgo	Griggio		

 Solid surface
Solid surface



	cod.	P.
Assen 400x14	70311	218
Artic 48x32x12,5	70313	225
Quadro 48x32x12,9	70312	238

ACCESORIOS / ACCESSORIES



Square
2 uds P. 66
Incluyen elementos de fijación
Fixings included

Blanco	Negro
	
cod. 88973	cod. 88972





ARCO

NATURAL ELEMENTS

Soluciones para tu baño que incorporan detalles de madera, fruto de nuestra pasión por lo natural.
A natural approach incorporating wooden details.

ARCO



VISOBATH

ARCO 1
Natural elements

88558 Mb ARCO 80 Black (355 pto)
80022 Lav FLAT 80 (101 pto)
80064 Esp SEVILLA 80 (45 pto)



ARCO 2

Natural elements

- 86106** Mb ARCO 80 Avio (355 pto)
- 83805** Lav ADA 80 (110 pto)
- 85109** Esp LISS 70 (67 pto)



ARCO 3

Natural elements

- 86105** Mb ARCO 80 B-ada (355 pto)
- 87434** Lav COLORS Blanco (153 pto)
- 71051** Top COMPATECH 80 Blanco (118 pto)
- 82549** Esp LIGHT 80x70 (186 pto)
- 86119** Col Blanco (226 pto)



ARCO 4

Natural elements

87172 Mb ARCO 80 3C Ceniza (485 pto)

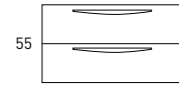
81679 Lav HASVIK 80 (222 pto)

87218 Esp ADA retro. 50x80 (177 pto)

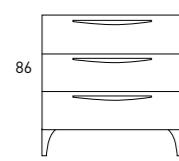
86122 Col Ceniza (226 pto)

ARCO

		B-Ada	Avio	Ceniza	Musgo	Black	Cotton	Griggio	Navy	
Mb/Van	Prof/Depth 45	cod.	cod.	cod.	cod.	cod.	cod.	cod.	cod.	P.
60	2C.	86098	86099	86101	86102	88557	86100	70805	70787	338
80	2C.	86105	86106	86108	86109	88558	86107	70806	70788	355
100	2C.	86112	86113	86115	86116	88559	86114	70807	70789	405
100	2C. 1s. der/r	87442	87443	87444	87445	88560	70799	70808	70790	405
100	2C. 1s. izq/l	87448	87449	87450	87451	88561	70800	70809	70791	405
120	2C. 1s.	87454	87455	87456	87457	88562	70801	70810	70792	467
120	2C. 2s.	87460	87461	87462	87463	88563	70802	70811	70793	467
120	2C. 1s. der/r	87466	87467	87468	87469	88564	70803	70812	70794	467
120	2C. 1s. izq/l	87472	87473	87474	87475	88565	70804	70813	70795	467



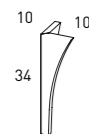
		B-Ada	Avio	Ceniza	Musgo	Black	Cotton	Griggio	Navy	
Mb/Van	Prof/Depth 45	cod.	cod.	cod.	cod.	cod.	cod.	cod.	cod.	P.
60	3C.	87163	87162	87165	87166	88566	87164	70824	70814	456
80	3C.	87170	87169	87172	87173	88567	87171	70825	70815	485
100	3C.	87177	87176	87179	87180	88568	87178	70826	70816	529
100	3C. 1s. der/r	87478	87479	87480	87481	88569	70822	70827	70817	529
100	3C. 1s. izq/l	87484	87485	87486	87487	88570	70823	70828	70818	529



Juego patas Arco

2 unidades
Set of 2 legs
Para mueble 2C.
For Vanity 2 Drw.

	Nogal Natural
cod.	P.
87216	71



		B-Ada	Avio	Ceniza	Musgo	Black	Cotton	Griggio	Navy	
Col/Tall unit	Prof/Depth 27	cod.	cod.	cod.	cod.	cod.	cod.	cod.	cod.	P.
35	1P.	86119	86120	86122	86123	88228	86121	70831	70829	226

Reversible. Interior 3 baldas / 3 shelves.



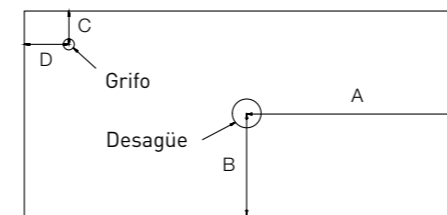
		B-Ada	Avio	Ceniza	Musgo	Black	Cotton	Griggio	Navy	
HDF Compatech	COMPATECH									
HDF Compatech	Prof/Depth 46	cod.	cod.	cod.	cod.	cod.	cod.	cod.	cod.	P.
60		71050	71060	71055	71065	71075	71080	71085	71070	93
80		71051	71061	71056	71066	71076	71081	71086	71071	118
100		71052	71062	71057	71067	71077	71082	71087	71072	144
120		71053	71063	71058	71068	71078	71083	71088	71073	167
*Fibra alta densidad hidrófuga	a medida	71054	71064	71059	71069	71079	71084	71089	71074	2,0 cm/lineal
*High density fibreboard waterproof										



		B-Ada	Avio	Ceniza	Musgo	Black	Cotton	Griggio	Navy	
Carga mineral	Top Colors									
Mineral marble	Prof/Depth 46	cod.	cod.	cod.	cod.	cod.	cod.	cod.	cod.	P.
60		87430	87346	87435	87425	88451	88376	70317	87341	156
80		87431	87421	87436	87426	88453	88377	70318	87342	207
100		87432	87422	87437	87427	88455	88378	70319	87343	257
120		87433	87423	87438	87428	88457	88379	70320	87344	313
a medida		87495	87496	87497	87498	88459	88015	70321	87499	3,0 cm/lineal



VISOBATH



Indique las dimensiones y el diámetro del desagüe y del grifo en milímetros.


La empresa no es responsable de la definición incorrecta de las medidas: no se aceptan devoluciones por este motivo.

REALIZACIÓN DE TALADROS P. 28


Kindly provide the dimensions for the holes to be drilled (tap and drain) as per the drawing.

The company shall not accept returns in case of receiving wrong dimensions.

Lacado Mate
Matt lacquered



Tirador madera natural
Natural wood Handle



Puertas soft close
Soft-close doors

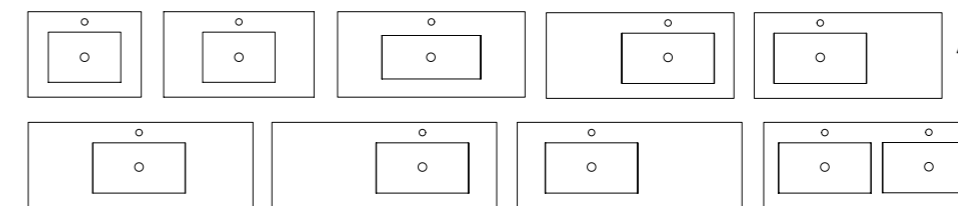
Extracción total
Full-extraction drawer

Cajones soft close
Soft-close drawers

Cajón textil
Textile drawer

LAVABO / WASHBASIN

Cerámico / Ceramic



	FLAT	cod.	P.
60		80021	80
80		80022	101
100		80077	135
100 1s. der/r		80096	237
100 1s. izq/l		80097	237
120 1s.		80081	200
120 1s. der/r		80129	298
120 1s. izq/l		80131	298
120 doble lavabo		80047	253

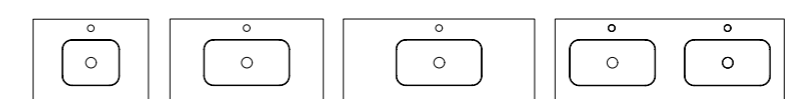
Profundidad de seno / Bowl's depth: 17 cm / Espesor lavabo / Basin's thickness: 1.8 cm / Ancho poza / Bowl's width: 46 cm



Profundidad de seno / Bowl's depth: 17,4 cm / Espesor lavabo / Basin's thickness: 1.6 cm


	ADA	cod.	P.
60		83804	89
80		83805	110
100		83806	158
120 1s.		83807	226
120 doble lavabo		83808	268

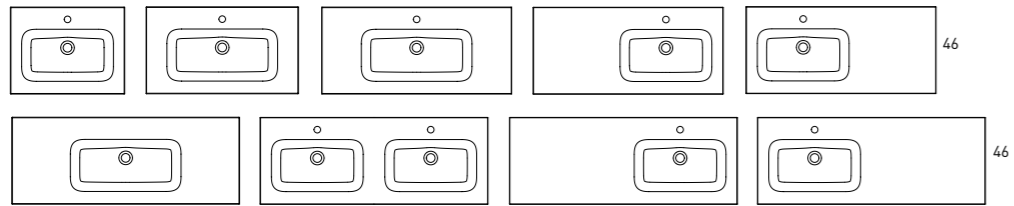
Cristal / Glass



Profundidad de seno / Bowl's depth: 12 cm // Espesor lavabo / Basin's thickness: 1.5 cm Ancho poza / Bowl's width: 46 cm

	ÓPTICO	Nieve	Negro	P.
60		80116	80124	174
80		80117	80110	192
100		80125	80107	214
120 2S		80126	80108	359

 Carga mineral / Mineral marble




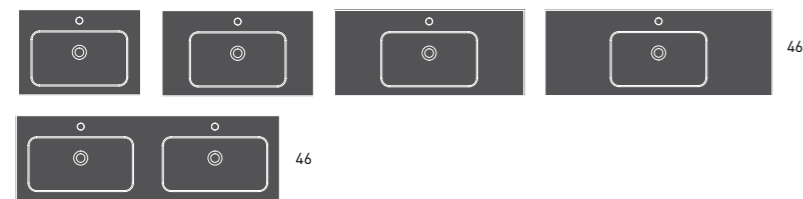
Profundidad de seno / Bowl's depth: 14,3 cm / Espesor lavabo / Basin's thickness: 1.5 cm
Ancho poza / Bowl's width: 48 cm / Ancho poza / Bowl's width: 58 cm

HASVIK	cod.	P.
60	81678	181
80	81679	222
100	81680	252
100 der/r	81681	252
100 izq/l	81682	252
120 1s.	81683	279
120 2s.	81684	347
120 1s. der/r	84538	295
120 1s. izq/l	84537	295

Para conjunto de mueble 2x60cm
For a 2x60cm vanities set


120 1s. der/r	81685	295
120 1s. izq/l	81686	295

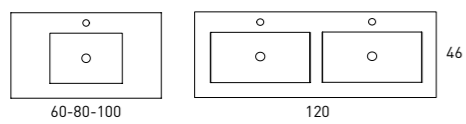
 Carga mineral / Mineral marble




Profundidad de seno / Bowl's depth: 12 cm / Espesor lavabo / Basin's thickness: 2.5 cm
Ancho poza / Bowl's width: 50cm (para lavabo 60-80-100-120) / 45cm (para lavabo 120 2 senos/twin)

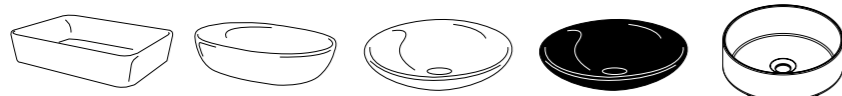
SLIM graphite	cod.	P.
60	88968	193
80	84553	228
100	84554	277
120	84555	382
120 doble lavabo	84556	453

 Carga mineral / Mineral marble

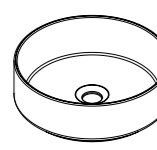



NANTES	B-Ada	Ceniza	Avio	Navy	Griggio	Cotton	Musgo	Black	P.
60	88974	83740	83741	85661	71157	83747	85725	71161	229
80	88975	83742	83743	85663	71158	83734	85726	71162	247
100	88976	83744	83745	85665	71159	83737	85727	71163	313
120 2S	88977	85667	85668	85669	71160	83748	85728	71164	437

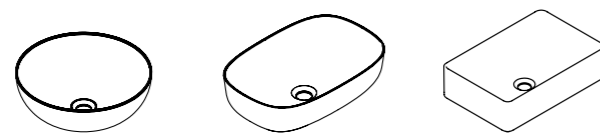
 Cerámico / Ceramic



	cod.	P.
Iria 46x36x13	80847	127
Essence 48x34x13	80848	141
Garbo 430x15	80354	111
Garbo Negro 430x15	81722	111
Colors B-Brillo 370x12	70310	109

	cod.	cod.	cod.	cod.	cod.	cod.	cod.	COLORS	P.
	87434	87439	88012	88461	87424	87345	87429	370x12	153
	B-Ada	Ceniza	Cotton	Black	Avio	Navy	Musgo	Griggio	

 Solid surface



	cod.	P.
Assen 400x14	70311	218
Artic 48x32x12,5	70313	225
Quadro 48x32x12,9	70312	238





BARI

LIMITLESS DESIGN

Unión de diseño y organización para dar la mejor respuesta a tu espacio.
Design and order for a spotless bathroom.



BARI 1

- 87245 Mb BARI 80 B-ada (347 pto)
- 80022 Lav FLAT 80 (101 pto)
- 87270 Col BARI B-ada (344 pto)
- 82549 Esp LIGHT 80x70 (186 pto)



BARI 2

Limitless design

- 87243 Mb BARI 60 Musgo (317 pto)
- 83804 Lav ADA 60 (89 pto)
- 87218 Esp ADA retro. (177 pto)
- 87273 Col BARI Musgo (344 pto)



BARI



VISOBATH

BARI

BARI 3

Limitless design

- 87267** Mb BARI 120 Ceniza (565 pto)
- 87439** Lav COLORS Ceniza (2x153 pto)
- 88466** Enc IDOLE 120 Niágara (105 pto)
- 71043** Esp LIGHT con Touch a medida (410 pto)



BARI 4
Limitless design

- 87254 Mb BARI 100 Navy (378 pto)
- 81680 Lav HASVIK 100 (252 pto)
- 87215 Esp LISS 90 (81 pto)

Mb/Van	Prof/Depth 45	B-Ada	Avio	Ceniza	Musgo	Navy	Cotton	Griggio	Black	P.
		cod.	cod.	cod.	cod.	cod.	cod.	cod.	cod.	
60	1C.	87240	87241	87242	87243	87244	70832	70842	70837	317
80	1C.	87245	87246	87247	87248	87249	70833	70843	70838	347
100	1C.	87250	87251	87252	87253	87254	70834	70844	70839	378
100	1C. 1s. der/r	87501	87502	87503	87504	87505	70835	70845	70840	378
100	1C. 1s. izq/l	87507	87508	87509	87510	87511	70836	70846	70841	378

Mb/Van	Prof/Depth 45	B-Ada	Avio	Ceniza	Musgo	Navy	Cotton	Griggio	Black	P.
		cod.	cod.	cod.	cod.	cod.	cod.	cod.	cod.	
120	2C. 2s	87265	87266	87267	87268	87269	70847	70853	70850	565
120	2C. 1s. der/r	87255	87256	87257	87258	87259	70848	70854	70851	565
120	2C. 1s. izq/l	87260	87261	87262	87263	87264	70849	70855	70852	565

Col/Tall unit	Prof/Depth 27	B-Ada	Avio	Ceniza	Musgo	Navy	Cotton	Griggio	Black	P.
		cod.	cod.	cod.	cod.	cod.	cod.	cod.	cod.	
120	1P.	87270	87271	87272	87273	87274	70856	70858	70857	344

Reversible.
Interior 3 baldas.
3 shelves.

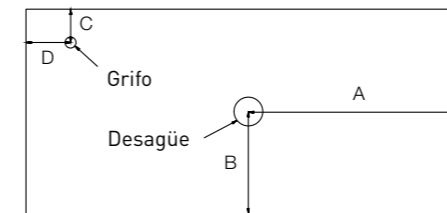
Top Idole	Prof/Depth 46	Niagara	Valenti	P.
		cod.	cod.	
60		88463	71044	50
80		88464	71045	71
100		88465	71046	95
120		88466	71047	105
a medida		88946	71048	1,3 cm/lineal

*Fibra media densidad hidrófuga
*Medium density fibreboard waterproof

COMPATECH	Prof/Depth 46	B-Ada	Avio	Ceniza	Musgo	Navy	Cotton	Griggio	Black	P.
		cod.	cod.	cod.	cod.	cod.	cod.	cod.	cod.	
60		71050	71060	71055	71065	71070	71080	71085	71075	93
80		71051	71061	71056	71066	71071	71081	71086	71076	118
100		71052	71062	71057	71067	71072	71082	71087	71077	144
120		71053	71063	71058	71068	71073	71083	71088	71078	167
a medida		71054	71064	71059	71069	71074	71084	71089	71079	2,0 cm/lineal

*Fibra alta densidad hidrófuga
*High density fibreboard waterproof

Top Colors	Prof/Depth 46	B-Ada	Avio	Ceniza	Musgo	Navy	Cotton	Griggio	Black	P.
		cod.	cod.	cod.	cod.	cod.	cod.	cod.	cod.	
60		87430	87346	87435	87425	87341	88376	70317	88451	156
80		87431	87421	87436	87426	87342	88377	70318	88453	207
100		87432	87422	87437	87427	87343	88378	70319	88455	257
120		87433	87423	87438	87428	87344	88379	70320	88457	313
a medida		87495	87496	87497	87498	87499	88015	70321	88459	3,0 cm/lineal



Indique las dimensiones y el diámetro del desagüe y del grifo en milímetros.


La empresa no es responsable de la definición incorrecta de las medidas: no se aceptan devoluciones por este motivo.

REALIZACIÓN DE TALADROS P. 28

Kindly provide the dimensions for the holes to be drilled (tap and drain) as per the drawing.

The company shall not accept returns in case of receiving wrong dimensions.

Lacado Mate
Matt lacquered

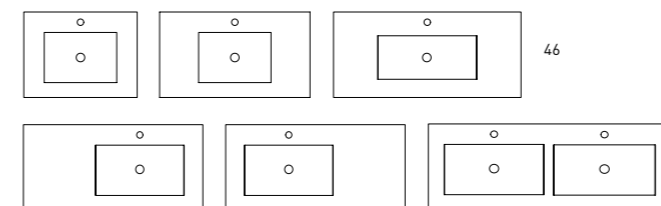


SIMBOLOGÍA MUEBLE / KEY FEATURES



LAVABO / WASHBASIN

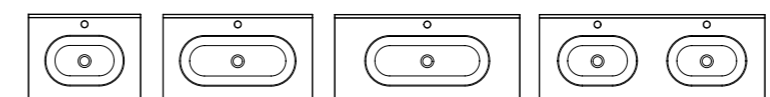
Cerámico / Ceramic



FLAT	cod.	P.
60	80021	80
80	80022	101
100	80077	135
100 1s. der/r	80096	237
100 1s. izq/l	80097	237
120 doble lavabo	80047	253

*El lavabo Flat de 120 desplazado no es compatible.

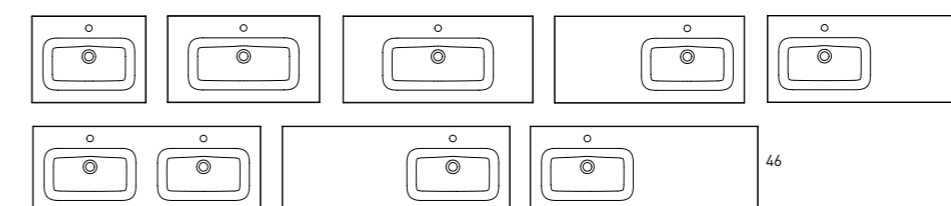
Profundidad de seno / Bowl's depth: 17 cm / Espesor lavabo / Basin's thickness: 1.8 cm / Ancho poza / Bowl's width: 46 cm



ADA	cod.	P.
60	83804	89
80	83805	110
100	83806	158
120 doble lavabo	83808	268



Profundidad de seno / Bowl's depth: 17,4 cm / Espesor lavabo / Basin's thickness: 1.6 cm

Carga mineral / Mineral marble




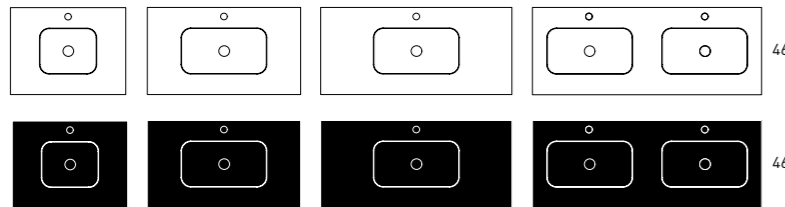
HASVIK	cod.	P.
60	81678	181
80	81679	222
100	81680	252
100 der/r	81681	252
100 izq/l	81682	252
120 2s.	81684	347
120 1s. der/r	81685	295
120 1s. izq/l	81686	295

Profundidad de seno / Bowl's depth: 14,3 cm / Espesor lavabo / Basin's thickness: 1.5 cm / Ancho poza / Bowl's width: 48 cm y 58cm

 Carga mineral / Mineral marble


Profundidad de seno / Bowl's depth: 12 cm / Espesor lavabo / Basin's thickness: 2.5 cm
Ancho poza / Bowl's width: 50cm (para lavabo 60-80-100) / 45cm (para lavabo 120 2 senos/twin)


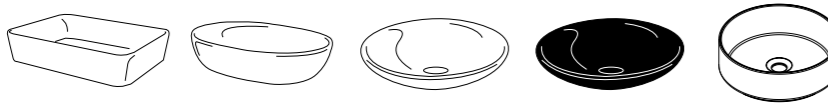
SLIM graphite	cod.	P.
60	88968	193
80	84553	228
100	84554	277
120 doble lavabo	84556	453

 Cristal / Glass


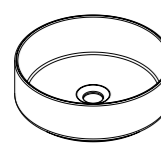
Profundidad de seno / Bowl's depth: 12 cm // Espesor lavabo / Basin's thickness: 1.5 cm Ancho poza / Bowl's width: 46 cm


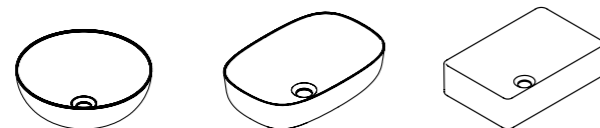
ÓPTICO nieve	cod.	P.
60	80116	174
80	80117	192
100	80125	214
120 doble lavabo	80126	359

ÓPTICO negro	cod.	P.
60	80124	174
80	80110	192
100	80107	214
120 doble lavabo	80108	359

 Cerámico / Ceramic


	cod.	P.
Iria 46x36x13	80847	127
Essence 48x34x13	80848	141
Garbo 43Øx15	80354	111
Garbo Negro 43Øx15	81722	111
Colors B-Brillo 37Øx12	70310	109

	cod.	cod.	cod.	cod.	cod.	cod.	cod.	COLORS	P.
	87434	87439	88012	88461	87424	87345	87429	37Øx12	153
	B-Ada	Ceniza	Cotton	Black	Avio	Navy	Musgo	Griggio	

 Solid surface
Solid surface


	cod.	P.
Assen 40Øx14	70311	218
Artic 48x32x12,5	70313	225
Quadro 48x32x12,9	70312	238





NOMAD

VERSATILE STORAGE

Diseña la estructura del espacio que se adapte a ti.
Design the space to meet your needs.



NOMAD 1

Versatile storage

- 70992** Enc. NOMAD G10 120cm Harlem (175 pto)
- 70996** Mb. NOMAD 120cm Harlem (356 pto)
- 87672** Esp LOIRA Led con touch Negro (282 pto)
- 70313** Lav ARTIC (225 pto)



VISOBATH

NOMAD



NOMAD 2

Versatile storage

- 71004 Mb NOMAD 120 Valenti (356 pto)
- 82572 Lav SOLID 120 2s (600 pto)
- 87407 Esp LISS 90 Retroiluminado (216 pto)



NOMAD 3

Versatile storage

- 71200 Mb NOMAD 60 1C B-ada (253 pto)
- 71017 Mb NOMAD 60 1C Ceniza (253 pto)
- 71009 Mb NOMAD 60 1C Avio (253 pto)
- 82568 Lav SOLID 60 (3x330 pto)



NOMAD 4

Versatile storage

- 71202 Mb NOMAD 100 B-ada (322 pto)
- 71133 Balda NOMAD 100 Niágara (161 pto)
- 82569 Lav SOLID 80 (363 pto)
- 87218 Esp ADA retro. (177 pto)




NOMAD 5

Versatile storage


- 70979 Mb NOMAD 100 Niágara (322 pto)
- 70975 Enc NOMAD 100 Niágara (164 pto)
- 87434 Lav COLORS B-ada (153 pto)
- 70083 Esp CLOE 80x70 (268 pto)

		Cala	Harlem	Valenti	Niagara											
Encimera/Shelf																
Prof/Depth 46		cod.	cod.	cod.	cod.	P.										
10	60	70981	70989	70997	70973	125										
	80	70982	70990	70998	70974	137										
	100	70983	70991	70999	70975	164										
	120	70984	70992	71000	70976	175										
		*MDF Fibra media densidad hidrófuga														
		*MDF Medium density fibreboard waterproof														
		B-Ada	Cotton	Musgo	Avio	Ceniza	Black	Griggio	Navy	Cala	Harlem	Valenti	Niagara			
Mb/Van																
Prof/Depth 46		cod.	cod.	cod.	cod.	cod.	cod.	cod.	cod.	cod.	cod.	cod.	cod.	P.		
35	60	1C.	71200	71204	71208	71009	71017	71005	71013	71021	70985	70993	71001	70977	253	
	80	1C.	71201	71205	71209	71010	71018	71006	71014	71022	70986	70994	71002	70978	280	
	100	1C.	71202	71206	71210	71011	71019	71007	71015	71023	70987	70995	71003	70979	322	
	120	1C.	71203	71207	71211	71012	71020	71008	71016	71024	70988	70996	71004	70980	356	
		B-Ada	Cotton	Musgo	Avio	Ceniza	Black	Griggio	Navy	Cala	Harlem	Valenti	Niagara			
Balda/Shelf																
Prof/Depth 46		cod.	cod.	cod.	cod.	cod.	cod.	cod.	cod.	cod.	cod.	cod.	cod.	P.		
5	60		71230	71234	71135	71222	71226	71238	71139	71143	71123	71127	71218	71131	111	
	80		71231	71235	71136	71223	71227	71239	71140	71144	71124	71128	71219	71132	131	
	100		71232	71236	71137	71224	71228	71240	71141	71145	71125	71129	71220	71133	161	
	120		71233	71237	71138	71225	71229	71241	71142	71146	71126	71130	71221	71134	182	
		B-Ada	Cotton	Musgo	Avio	Ceniza	Black	Griggio	Navy	Valenti	Niagara					
Estantería																
Prof/Depth 20		cod.	cod.	cod.	cod.	cod.	cod.	cod.	cod.	cod.	cod.	P.				
110	28		71215	71216	71120	71213	71214	71217	71121	71122	71212	71119	166			

Lacado Mate
Matt lacquered



Acabado Laminado
Laminate finish

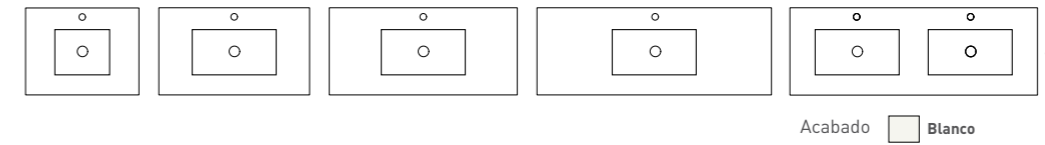


SIMBOLOGÍA MUEBLE / KEY FEATURES

- Cajones Soft Close / Soft-close drawers
- Cajón metálico / Metallic drawer
- Lacado Mate / Matt lacquered
- Extracción Total / Full-extraction drawer
- Tirador Cromado / Chromed handle

LAVABO / WASHBASIN

Lavabo carga mineral
Mineral marble washbasin

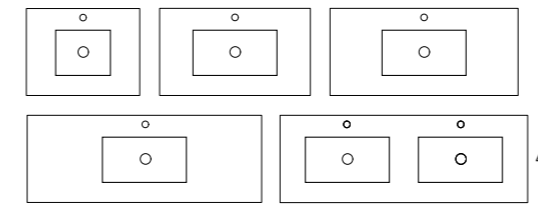


SOLID	cod.	P.
60	82568	330
80	82569	363
100	82570	419
120	82571	458
120 2S	82572	600

Elementos de fijación incluidos
Fixings included

Profundidad de seno / Bowl's depth: 10.5 cm / Espesor lavabo / Basin's thickness: 10 cm / Ancho poza / Bowl's width: 47cm (para 60, 120 2S) / 57cm (para 80,100,120)

Lavabo Piedra
Stone washbasin

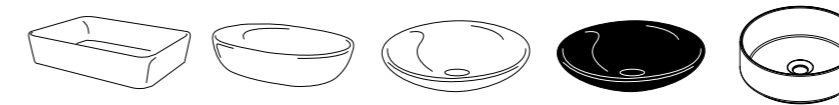


	Nordic white	Gris perla	Ébano	cod.	P.
profund. 46					
60				83020	591
80				83023	560
100				83026	827
120				83029	920
120 doble lavabo				83032	1218

Elementos de fijación incluidos
Fixings included

Profundidad de seno / Bowl's depth: 10.7 cm / Espesor lavabo / Basin's thickness: 10 cm / Ancho poza / Bowl's width: 45 cm

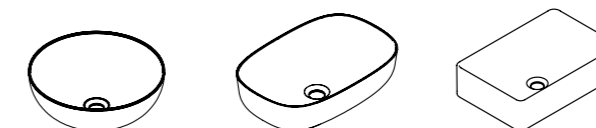
Cerámico / Ceramic



	cod.	P.
Iria 46x36x13	80847	127
Essence 48x34x13	80848	141
Garbo 430x15	80354	111
Garbo Negro 430x15	81722	111
Colors B-Brillo 370x12	70310	109

cod.	cod.	cod.	cod.	cod.	cod.	cod.	cod.	COLORS	P.
87434	87439	88012	88461	87424	87345	87429	70322	370x12	153
B-Ada	Ceniza	Cotton	Black	Avio	Navy	Musgo	Griggio		

Solid surface
Solid surface



	cod.	P.
Asen 400x14	70311	218
Artic 48x32x12,5	70313	225
Quadro 48x32x12,9	70312	238



QUADRO 1
Industrial design

70951 Mb QUADRO 100 Niágara [214 pto]
70310 Lav COLORS B-brillo [109 pto]
87666 Esp LOIRA retro [222 pto]



QUADRO 2
Industrial design

70947 Mb QUADRO suelo 80 Ceniza [299 pto]
80022 Lav FLAT 80 [101 pto]
87681 Esp ALEXA 70 retro [215 pto]

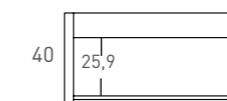
NOMAD
QUADRO

Industrial design

Estructura suspendida
Wall hang structure

Para lavabo integrado
For integrated basin

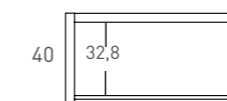
	Niagara	Valenti	B-ada	Ceniza	P.
60	cod. 70925	cod. 70928	cod. 70931	cod. 70934	223
80	70926	70929	70932	70935	231
100	70927	70930	70933	70936	237



* Esta opción siempre lleva faldón + balda inferior
* This option always has upper piece + lower shelf

Para lavabo sobreponer
For vessel basin

	Niagara	Valenti	B-ada	Ceniza	P.
60	cod. 70949	cod. 70952	cod. 70955	cod. 70958	189
80	70950	70953	70956	70959	202
100	70951	70954	70957	70960	214

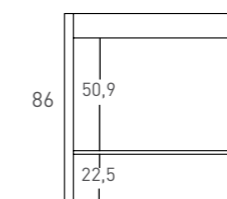


* Esta opción siempre lleva tapa + balda inferior
* This option always has top + lower shelf

Estructura a suelo
Floor standing structure

Para lavabo integrado
For integrated basin

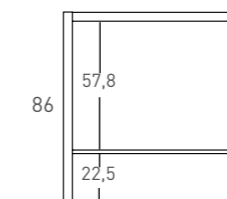
	Niagara	Valenti	B-ada	Ceniza	P.
60	cod. 70937	cod. 70940	cod. 70943	cod. 70946	291
80	70938	70941	70944	70947	299
100	70939	70942	70945	70948	308



* Esta opción siempre lleva tapa + balda inferior
* This option always has upper piece + lower shelf

Para lavabo sobreponer
For vessel basin

	Niagara	Valenti	B-ada	Ceniza	P.
60	cod. 70961	cod. 70964	cod. 70967	cod. 70970	252
80	70962	70965	70968	70971	270
100	70963	70966	70969	70972	289



* Esta opción siempre lleva tapa + balda inferior
* This option always has top + lower shelf



DECOR

TIMELESS DESIGN

Una exclusiva selección de muebles para dar un toque de carácter a la decoración de tu baño.

An exclusive collection to be bathed with character.



DECOR 1

Timeless design

- 88481** Mb DECOR 2C 100 Black (477 pto)
- 81680** Lav HASVIK 100 (252 pto)
- 88556** Esp DECOR 100x80 Black (127 pto)
- 88491** Colgar DECOR 1P Black (207 pto)
- 84041** Apl NOVA Negro (50 pto)



DECOR 2

Timeless design

- 88468** Mb DECOR 2C 60 Cotton (2x402 pto)
- 83808** Lav ADA 120 2S (268 pto)
- 82551** Esp LIGHT 120x70 (221 pto)
- 88483** Col DECOR 1P Cotton (307 pto)



DECOR 3

Timeless design

- 88522** Mb DECOR CRISTAL 80 2C B-ada (476 pto)
- 83805** Lav ADA 80 (110 pto)
- 82220** Esp LUMEN 80x70 (170 pto)
- 88532** Col DECOR Cristal 1P B-ada (309 pto)



DECOR 4

Timeless design

- 88530** Mb DECOR CRISTAL 2C 100 Avio (513 pto)
- 80077** Lav FLAT 100 (135 pto)
- 88555** Esp DECOR 100x80 Avio (127 pto)



DECOR 5

Timeless design

- 88499** Mb DECOR TIRADOR 80 2C Ceniza (448 pto)
- 80022** Lav FLAT 80 (101 pto)
- 80064** Esp SEVILLA 80x70 (45 pto)
- 88509** Col DECOR TIRADOR 1P Ceniza (312 pto)
- 88514** Colgar DECOR TIRADOR Ceniza (211 pto)
- 82218** Apl NEXT 60 (79 pto)


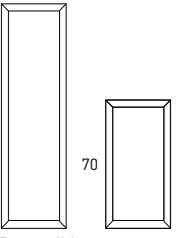


DECOR 6

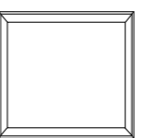
Timeless design


- 88492** Mb DECOR TIRADOR 60 2C B-ada (410 pto)
- 83804** Lav ADA 60 (89 pto)
- 87408** Esp LISS retro 70 (170 pto)
- 88507** Col DECOR TIRADOR 1P B-ada (312 pto)

COLLECTION DECOR

			B-Ada	Cotton	Ceniza	Avio	Black	Navy	Musgo	Griggio	(Combina) (Elegir color)	
	Mb/Van Prof/Depth 45											
	60 2C.	88467	88468	88469	88470	88471	70868	70873	70878	82501	402	
	80 2C.	88472	88473	88474	88475	88476	70869	70874	70879	82508	439	
	100 2C.	88477	88478	88479	88480	88481	70870	70875	70880	82515	477	
	Col/Tall unit Prof/Depth 28											
	35 1P.	88482	88483	88484	88485	88486	70871	70876	70881	82522	307	
	Interior 3 baldas / 3 shelves.											
	35 1P.	88487	88488	88489	88490	88491	70872	70877	70882	82529	207	
Interior 1 balda / 1 shelf.												


ESPEJO DECOR / DECOR MIRROR


		B-Ada	Cotton	Ceniza	Avio	Black	Navy	Musgo	Griggio	
	Espejo/Mirror									P.
	60	88542	88543	88544	88545	88546	70913	70916	70919	98
	80	88547	88548	88549	88550	88551	70914	70917	70920	112
	100	88552	88553	88554	88555	88556	70915	70918	70921	127

		B-Ada	Cotton	Ceniza	Avio	Black	Navy	Musgo	Griggio	
	Pies Aguja									P.
	2 unidades	88982	88983	88984	88985	88986	70922	70923	70924	48

COLLECTION DECOR-CRISTAL


		B-Ada	Cotton	Ceniza	Avio	Black	Navy	Musgo	Griggio	(Combina) (Elegir color)	
	Mb/Van Prof/Depth 45										
	60 2C.	88517	88518	88519	88520	88521	70883	70888	70893	84304	437
	80 2C.	88522	88523	88524	88525	88526	70884	70889	70894	84311	476
	100 2C.	88527	88528	88529	88530	88531	70885	70890	70895	84318	513
	Col/Tall unit Prof/Depth 28										
	35 1P.	88532	88533	88534	88535	88536	70886	70891	70896	84325	309
	Interior 3 baldas / 3 shelves.										
	35 1P.	88537	88538	88539	88540	88541	70887	70892	70897	84332	207
Interior 1 balda / 1 shelf.											

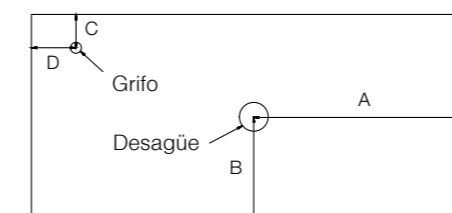
		Niagara	Valenti	
	Top Idole Prof/Depth 46			P.
	60	88463	71044	50
	80	88464	71045	71
	100	88465	71046	95
	120	88466	71047	105
	a medida	88946	71048	1,3 / cm lineal

		B-Ada	Cotton	Ceniza	Avio	Black	Navy	Musgo	Griggio	
	COMPATECH Prof/Depth 46									P.
	60	71050	71080	71055	71060	71075	71070	71065	71085	93
	80	71051	71081	71056	71061	71076	71071	71066	71086	118
	100	71052	71082	71057	71062	71077	71072	71067	71087	144
	120	71053	71083	71058	71063	71078	71073	71068	71088	167
	a medida	71054	71084	71059	71064	71079	71074	71069	71089	2,0 / cm lineal

COLLECTION DECOR-TIRADOR

		B-Ada	Cotton	Ceniza	Avio	Black	Navy	Musgo	Griggio	(Combina) (Elegir color)	
	Mb/Van Prof/Depth 45										
	60 2C.	88492	88493	88494	88495	88496	70898	70903	70908	84253	410
	80 2C.	88497	88498	88499	88500	88501	70899	70904	70909	84260	448
	100 2C.	88502	88503	88504	88505	88506	70900	70905	70910	84267	485
	Col/Tall unit Prof/Depth 28										
	35 1P.	88507	88508	88509	88510	88511	70901	70906	70911	84274	312
	Interior 3 baldas / 3 shelves.										
	35 1P.	88512	88513	88514	88515	88516	70902	70907	70912	84281	211
Interior 1 balda / 1 shelf.											

		B-Ada	Cotton	Ceniza	Avio	Black	Navy	Musgo	Griggio	
	Top Colors Prof/Depth 46									P.
	60	87430	88376	87435	87346	88451	87341	87425	70317	156
	80	87431	88377	87436	87421	88453	87342	87426	70318	207
	100	87432	88378	87437	87422	88455	87343	87427	70319	257
	120	87433	88379	87438	87423	88457	87344	87428	70320	313
	a medida	87495	88015	87497	87496	88459	87499	87498	70321	3,0 cm/lineal



Indique las dimensiones y el diámetro del desagüe y del grifo en milímetros.


La empresa no es responsable de la definición incorrecta de las medidas: no se aceptan devoluciones por este motivo.

REALIZACIÓN DE TALADROS P. 29

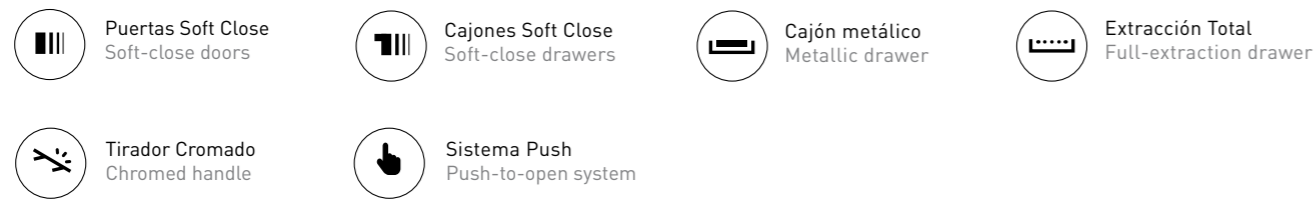
Kindly provide the dimensions for the holes to be drilled (tap and drain) as per the drawing.

The company shall not accept returns in case of receiving wrong dimensions.

Lacado Mate
Matt lacquered

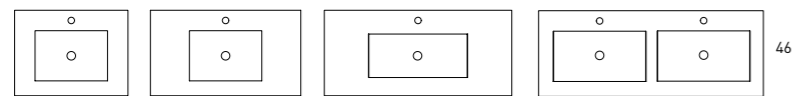


SIMBOLOGÍA MUEBLE / KEY FEATURES



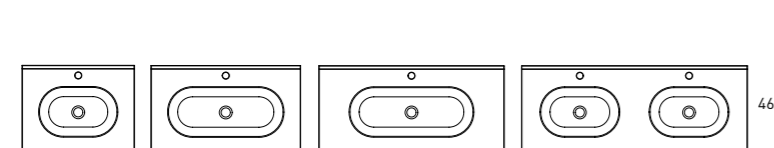
LAVABO / WASHBASIN

Cerámico / Ceramic



FLAT	cod.	P.
60	80021	80
80	80022	101
100	80077	135
120 doble lavabo	80047	253

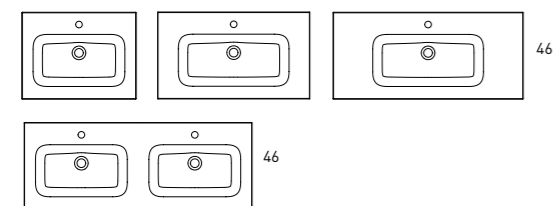
Profundidad de seno / Bowl's depth: 17 cm / Espesor lavabo / Basin's thickness: 1.8 cm / Ancho poza / Bowl's width: 46 cm



ADA	cod.	P.
60	83804	89
80	83805	110
100	83806	158
120 doble lavabo	83808	268

Profundidad de seno / Bowl's depth: 17,4 cm / Espesor lavabo / Basin's thickness: 1.6 cm

Carga mineral / Mineral marble



HASVIK	cod.	P.
60	81678	181
80	81679	222
100	81680	252
120 doble lavabo	81684	347

Profundidad de seno / Bowl's depth: 14,3 cm / Espesor lavabo / Basin's thickness: 1.5 cm / Ancho poza / Bowl's width: 48 cm / Ancho poza / Bowl's width: 58 cm

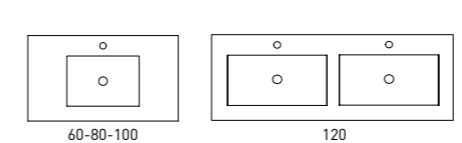
Carga mineral / Mineral marble



SLIM graphite	cod.	P.
60	88968	193
80	84553	228
100	84554	277
120 doble lavabo	84556	453

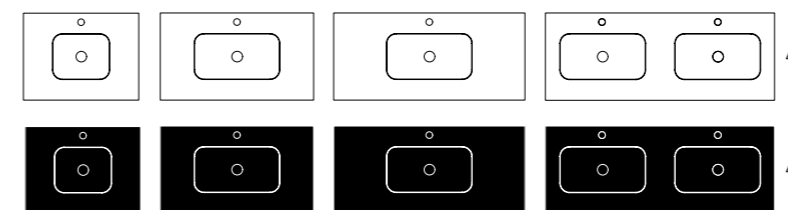
Profundidad de seno / Bowl's depth: 12 cm / Espesor lavabo / Basin's thickness: 2.5 cm
Ancho poza / Bowl's width: 50cm (para lavabo 60-80-100-120) / 45cm (para lavabo 120 2 senos/twin)

Carga mineral / Mineral marble



NANTES	B-Ada	Ceniza	Avio	Navy	Griggio	Cotton	Musgo	Black	P.
60	88974	83740	83741	85661	71157	83747	85725	71161	229
80	88975	83742	83743	85663	71158	83734	85726	71162	247
100	88976	83744	83745	85665	71159	83737	85727	71163	313
120 2S	88977	85667	85668	85669	71160	83748	85728	71164	437

Cristal / Glass



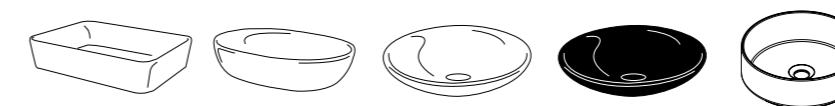
Acabados Nieve Negro

ÓPTICO nieve	cod.	P.
60	80116	174
80	80117	192
100	80125	214
120 doble lavabo	80126	359

ÓPTICO negro	cod.	P.
60	80124	174
80	80110	192
100	80107	214
120 doble lavabo	80108	359

Profundidad de seno / Bowl's depth: 12 cm // Espesor lavabo / Basin's thickness: 1.5 cm Ancho poza / Bowl's width: 46 cm

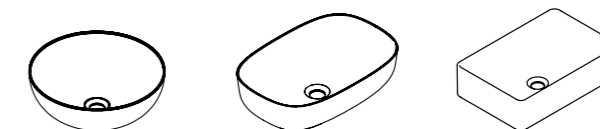
Cerámico / Ceramic



	cod.	P.
Iria 46x36x13	80847	127
Essence 48x34x13	80848	141
Garbo 430x15	80354	111
Garbo Negro 430x15	81722	111
Colors B-Brillo 370x12	70310	109

cod.	cod.	cod.	cod.	cod.	cod.	cod.	cod.	COLORS	P.
87434	87439	88012	88461	87424	87345	87429	70322	370x12	153
B-Ada	Ceniza	Cotton	Black	Avio	Navy	Musgo	Griggio		

Solid surface
Solid surface



	cod.	P.
Assen 400x14	70311	218
Artic 48x32x12,5	70313	225
Quadro 48x32x12,9	70312	238



VEGA

WOOD TREND

Diseñado en madera natural,
pensado para ganar espacio en tu baño.
Made of natural wood to bring your bathroom
space and beauty.



VEGA 1

Wood trend



- 88932** Mb VEGA 2P 80 Cotton (524 pto)
- 71081** Top COMPATECH 80 Cotton (118 pto)
- 87439** Lav COLORS 37 Ceniza (153 pto)
- 87218** Esp ADA 50x80 Led (177 pto)



VEGA

VEGA 2

Wood trend

88928 Mb VEGA 1P 60 B-ada (403 pto)
83804 Lav ADA 60 (89 pto)
82548 Esp LIGHT 60x70 (173 pto)



VISOBATH

VEGA 3

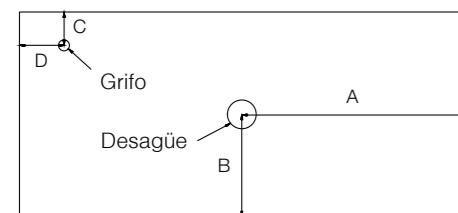
Wood trend

88939 Mb VEGA 2C 2C 120 Navy (788 pto)
81684 Lav HASVIK 120 2s (347 pto)
87407 Esp LISS retroiluminado 90 (216 pto)

Mb/Van Prof/Depth 45		B-Ada	Avio	Ceniza	Musgo	Navy	Cotton	Griggio	Black	P.
84,5	60 1P.	88928	88931	88930	70859	88929	88927	70865	70862	403
	80 2P.	88933	88936	88935	70860	88934	88932	70866	70863	524
	120 2C. 2C.	88938	88941	88940	70861	88939	88937	70867	70864	788

HDF Compatech HDF Compatech		COMPATECH Prof/Depth 46		B-Ada	Avio	Ceniza	Musgo	Navy	Cotton	Griggio	Black	P.
13	60	71050	71060	71055	71065	71070	71080	71085	71075	93		
	80	71051	71061	71056	71066	71071	71081	71086	71076	118		
	120	71053	71063	71058	71068	71073	71083	71088	71078	167		
	a medida	71054	71064	71059	71069	71074	71084	71089	71079	2,0 cm /lineal		

Carga mineral Mineral marble		Top Colors Prof/Depth 46		B-Ada	Avio	Ceniza	Musgo	Navy	Cotton	Griggio	Black	P.
15	60	87430	87346	87435	87425	87341	88376	70317	88451	156		
	80	87431	87421	87436	87426	87342	88377	70318	88453	207		
	120	87433	87423	87438	87428	87344	88379	70320	88457	313		
	a medida	87495	87496	87497	87498	87499	88015	70321	88459	3,0 cm/ lineal		



Indique las dimensiones y el diámetro del desagüe y del grifo en milímetros.


La empresa no es responsable de la definición incorrecta de las medidas: no se aceptan devoluciones por este motivo.

REALIZACIÓN DE TALADROS P. 29

Kindly provide the dimensions for the holes to be drilled (tap and drain) as per the drawing.

The company shall not accept returns in case of receiving wrong dimensions.

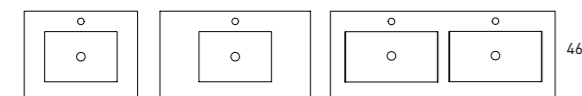
Lacado Mate
Matt lacquered



- Puertas soft close / Soft-close doors
- Extracción Parcial / Partial-extraction drawer
- Cajones soft close / Soft-close drawers
- Madera Natural / Natural wood

LAVABO / WASHBASIN

Cerámico / Ceramic



FLAT	cod.	P.
60	80021	80
80	80022	101
120 doble lavabo	80047	253

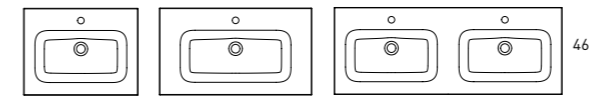
Profundidad de seno / Bowl's depth: 17 cm / Espesor lavabo / Basin's thickness: 1.8 cm / Ancho poza / Bowl's width: 46 cm



Profundidad de seno / Bowl's depth: 17,4 cm / Espesor lavabo / Basin's thickness: 1.6 cm

ADA	cod.	P.
60	83804	85
80	83805	110
120 doble lavabo	83808	268

Carga mineral / Mineral marble



Profundidad de seno / Bowl's depth: 14,3 cm / Espesor lavabo / Basin's thickness: 1.5 cm / Ancho poza / Bowl's width: 48 cm / Ancho poza / Bowl's width: 58 cm

HASVIK	cod.	P.
60	81678	181
80	81679	222
120 doble lavabo	81684	347

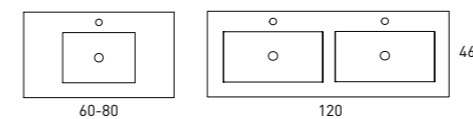
Carga mineral / Mineral marble



Profundidad de seno / Bowl's depth: 12 cm / Espesor lavabo / Basin's thickness: 2.5 cm
Ancho poza / Bowl's width: 50cm (para lavabo 60-80-100-120) / 45cm (para lavabo 120 2 senos/twin)

SLIM graphite	cod.	P.
60	88968	193
80	84553	228
120 doble lavabo	84556	453

Carga mineral / Mineral marble



NANTES	B-Ada	Ceniza	Avio	Navy	Griggio	Cotton	Musgo	Black	P.
60	88974	83740	83741	85661	71157	83747	85725	71161	229
80	88975	83742	83743	85663	71158	83734	85726	71162	247
120 2S	88977	85667	85668	85669	71160	83748	85728	71164	437

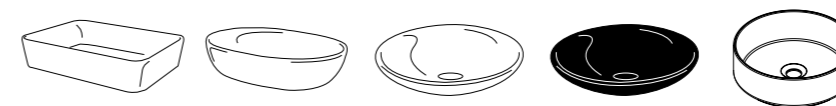
Cristal / Glass



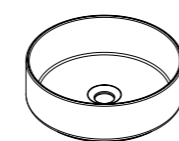
Profundidad de seno / Bowl's depth: 12 cm // Espesor lavabo / Basin's thickness: 1.5 cm Ancho poza / Bowl's width: 46 cm

ÓPTICO	Nieve	Negro	P.
60	80116	80124	174
80	80117	80110	192
120 2S	80126	80108	359

Cerámico / Ceramic



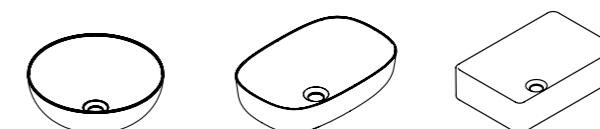
	cod.	P.
Iria 46x36x13	80847	127
Essence 48x34x13	80848	141
Garbo 430x15	80354	111
Garbo Negro 430x15	81722	111
Colors B-Brillo 370x12	70310	109



cod.	cod.	cod.	cod.	cod.	cod.	cod.	cod.	COLORS	P.
87434	87439	88012	88461	87424	87345	87429	70322	370x12	153



Solid surface
Solid surface



	cod.	P.
Assen 400x14	70311	218
Artic 48x32x12,5	70313	225
Quadro 48x32x12,9	70312	238



LAGOS

DESIGN FOR SMALL BATHROOMS

Pensado para sacar el máximo partido en pequeños espacios.

Maximise your small bathroom space to gain the biggest storage and design.

LAGOS

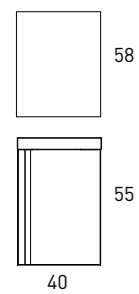
- * Pack. Mueble, lavabo y espejo en un solo embalaje.
- * Set all in one pack, vanity, basin and mirror.
- * Espejo con tablero.
- * Mirror with backboard.

LAGOS 1

Design for small bathrooms

- 88104 Niagara
- 88117 Crudo
- 88105 Blanco-Ada
- 88118 Musgo
- 88119 Avio
- 88106 Ceniza

Prof/Depth 22 P.
1P. 219



Avio cod. 88119

B-Ada cod. 88105

Niagara cod. 88104



Crudo cod. 88117

Ceniza cod. 88106

Musgo cod. 88118

SIMBOLOGÍA MUEBLE / KEY FEATURES

- Lacado Mate
Matt lacquered
- Acabado Laminado
Laminate finish
- Puertas Soft Close
Soft-close doors
- Reversible
Reversible
- Lavabo Acrílico
Acrylic washbasin

VISOBATH



LAVABO NANTES
NANTES WASHBASIN




ACCESORIOS

THE PERFECT MATCH

Espejos, lavabos y accesorios para complementar tu baño.

Mirrors, basins, and accessories
that complement with your bathroom.


LAVABOS



Cerámico / Ceramic **FLAT**


	cod.	P.		cod.	P.
60 fondo reducido	80248	80	80 1s. izq/l	84536	138
80 fondo reducido	80249	101	80 1s. der/r	84546	138
60	80021	80	90 1s. izq/l	80095	172
70	80597	96	90 1s. der/r	80094	172
80	80022	101	100 1s. izq/l	80097	237
100	80077	135	100 1s. der/r	80096	237
120	80081	200	120 1s. izq/l	80131	298
120 doble lavabo	80047	253	120 1s. der/r	80129	298

Profundidad de seno / Bowl's depth: 17 cm
 Espesor lavabo / Basin's thickness: 1,8 cm / Ancho de poza / Bowl's width: 46cm
 *consultar fichas técnicas en nuestra web/ Check technical data in our website



Cerámico / Ceramic **ADA**

	cod.	P.	El ancho de poza es diferente para cada lavabo The bowl's width varies for each basin.		
60	83804	89	60: 42 cm		
80	83805	110	80: 62 cm		
100	83806	158	100: 67 cm		
120 1s.	83807	226	120: 71 cm		
120 doble lavabo	83808	268	120 2 senos/twin: 42,5 cm		
			Profundidad de seno / Bowl's depth: 17,4 cm		
			Espesor lavabo / Basin's thickness: 1,6 cm		



Cristal / Glass **ÓPTICO**

Nieve	cod.	P.	Negro	cod.	P.
60	80116	174	60	80124	174
80	80117	192	80	80110	192
100	80125	214	100	80107	214
120 doble lavabo	80126	359	120 doble lavabo	80108	359

Profundidad de seno / Bowl's depth: 12 cm
 Espesor lavabo / Basin's thickness: 1,5 cm / Ancho de poza / Bowl's width: 46 cm



Carga mineral / Mineral marble **HASVIK**

	cod.	P.	Medidas especiales Special measures:		
60	81678	181	140 der/r	84542	380
80	81679	222	140 izq/l	84541	380
100	81680	252	140 2s	84539	380
100 der/r	81681	252	160 der/r	84544	459
100 izq/l	81682	252	160 izq/l	84543	459
120 1s.	81683	279	160 2s	84540	512
120 2s.	81684	347	200 1s	84545	648
120 1s. der/r	84538	295			
120 1s. izq/l	84537	295			


Para conjunto de mueble 2x60cm / For a 2x60cm vanities set:

120 1s. der/r	81685	295
120 1s. izq/l	81686	295

Ancho poza / Bowl's width: 58 cm

- Lavabos de 1 seno centrados / Single basins: 80 cm / 100 cm / 120 cm / 200 cm
- Lavabos de 1 seno desplazados / Basin with sided bowl: 120 cm / 140 cm / 160 cm
- Lavabos de 2 senos / twin basins: 140 cm / 160 cm

VISOBATH



Carga mineral / Mineral marble **SLIM grafito**

	cod.	P.	Ancho de poza / Bowl's width:	
60	88968	193	Lavabo/Basin 60cm:	50 cm
80	84553	228	Lavabo/Basin 80cm:	50 cm
100	84554	277	Lavabo/Basin 100cm:	50 cm
120	84555	382	Lavabo/Basin 120cm:	50 cm
120 2S	84556	453	Lavabo/Basin 120cm 2S:	45 cm
			Profundidad de seno / Bowl's depth: 12 cm	
			Espesor lavabo / Basin's thickness: 2,5 cm	




Carga mineral / Mineral marble **NANTES**

	B-Ada	Ceniza	Avio	Navy	Griggio	Cotton	Musgo	Black	
60	88974	83740	83741	85661	71157	83747	85725	71161	229
80	88975	83742	83743	85663	71158	83734	85726	71162	247
100	88976	83744	83745	85665	71159	83737	85727	71163	313
120 2S	88977	85667	85668	85669	71160	83748	85728	71164	437
			Profundidad de seno / Bowl's depth: 11,5 cm / Espesor lavabo / Basin's thickness: 6 cm / Ancho de poza / Bowl's width: 49,7cm (para lavabo 60cm y 120cm 2s) / 59,7cm (para lavabo 80cm) - 69,7cm (para lavabo 100cm) 89,7cm (para lavabo 120cm)						
			No es compatible con la serie BARI / Not compatible with Bari collection						



Carga mineral / Mineral marble **SOLID**

prof./depth 46	cod.	P.	Elementos de fijación incluidos Fixings included	
60	82568	330	Profundidad seno / Bowl's depth: 10.5 cm	
80	82569	363	Espesor lavabo / Basin's thickness: 10 cm	
100	82570	419	Ancho de poza / Bowl's width:	
120	82571	458	47cm (para lavabo / basin 60,120 2s)	
120 2S	82572	600	57cm (para lavabo / basin 80,100,120)	




Piedra / Stone **NORDIC**

prof./depth 46	cod.	P.	Elementos de fijación incluidos Fixings included	
60	83020	591	Profundidad seno / Bowl's depth: 10,7cm	
80	83023	560	Espesor lavabo / Basin's thickness: 10cm	
100	83026	827	Ancho de poza / Bowl's width: 45 cm	
120	83029	920		
120 2S	83032	1218		






Piedra / Stone **ÉBANO**

prof./depth 46	cod.	P.	Elementos de fijación incluidos Fixings included	
60	83022	591	Profundidad seno / Bowl's depth: 10,7cm	
80	83025	560	Espesor lavabo / Basin's thickness: 10cm	
100	83028	827	Ancho de poza / Bowl's width: 45 cm	
120	83031	920		
120 2S	83034	1218		



Piedra / Stone **GRIS PERLA**

prof./depth 46	cod.	P.	Elementos de fijación incluidos Fixings included	
60	83021	591	Profundidad seno / Bowl's depth: 10,7cm	
80	83024	560	Espesor lavabo / Basin's thickness: 10cm	
100	83027	827	Ancho de poza / Bowl's width: 45 cm	
120	83030	920		
120 2S	83033	1218		



Lacado mate	Ref.	P.	Acabado brillo	Ref.	P.
B-Ada	87434	153	Blanco brillo	70310	109
Cotton	88012	153			
Avio	87424	153			
Musgo	87429	153			
Ceniza	87439	153			
Navy	87345	153			
Griggio	70322	153			
Black	88461	153			


Medidas 370x12cm

TAPAS / TOPS




IDOLE	Niagara	Valenti	P.
Fondo/Depth 46	cod.	cod.	
60	88463	71044	50
80	88464	71045	71
100	88465	71046	95
120	88466	71047	105
a medida	88946	71048	1,3 cm/lineal

***Fibra media densidad hidrófuga**
*Medium density fibreboard waterproof

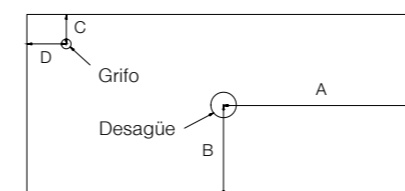


COMPATECH	Mate / Matt								Brillo / High gloss			P.
	B-Ada	Avio	Ceniza	Musgo	Navy	Cotton	Griggio	Black	B-Brillo	Gris Osc. Br	Tórtora Br.	
Fondo/Depth 46	cod.	cod.	cod.	cod.	cod.	cod.	cod.	cod.	cod.	cod.	cod.	
60	71050	71060	71055	71065	71070	71080	71085	71075	71169	71174	71179	93
80	71051	71061	71056	71066	71071	71081	71086	71076	71170	71175	71180	118
100	71052	71062	71057	71067	71072	71082	71087	71077	71171	71176	71181	144
120	71053	71063	71058	71068	71073	71083	71088	71078	71172	71177	71182	167
a medida	71054	71064	71059	71069	71074	71084	71089	71079	71173	71178	71183	2,0 cm/lineal

***Fibra alta densidad hidrófuga**
*High density fibreboard waterproof



COLORS	B-Ada	Avio	Ceniza	Musgo	Navy	Cotton	Griggio	Black	P.
Fondo/Depth 46	cod.	cod.	cod.	cod.	cod.	cod.	cod.	cod.	
60	87430	87346	87435	87425	87341	88376	70317	88451	156
80	87431	87421	87436	87426	87342	88377	70318	88453	207
100	87432	87422	87437	87427	87343	88378	70319	88455	257
120	87433	87423	87438	87428	87344	88379	70320	88457	313
a medida	87495	87496	87497	87498	87499	88015	70321	88459	3,0 cm/lineal



Indique las dimensiones y el diámetro del desagüe y del grifo en milímetros.

La empresa no es responsable de la definición incorrecta de las medidas: no se aceptan devoluciones por este motivo.

REALIZACIÓN DE TALADROS P. 29

Kindly provide the dimensions for the holes to be drilled (tap and drain) as per the drawing.

The company shall not accept returns in case of receiving wrong dimensions.



SEVILLA		
	cod.	P.
60 x 70 x 1,8 cm	80063	38
70 x 70 x 1,8 cm	85114	42
80 x 70 x 1,8 cm	80064	45
90 x 70 x 1,8 cm	83705	49
100 x 70 x 1,8 cm	80265	50
120 x 70 x 1,8 cm	80267	61
a medida	80565	102 m2

Compatible con: Arya, Funny, Nova, Soft, Next, Notte (Apliques)
Suitable with: Arya, Funny, Nova, Soft, Next, Notte (Wall lamps)



PANDO		
	cod.	P.
60 x 70 x 1,8 cm	80221	43
80 x 70 x 1,8 cm	80223	51
100 x 70 x 1,8 cm	80225	61
120 x 70 x 1,8 cm	80226	66

Compatible con: Arya, Funny, Nova, Soft, Next, Notte (Apliques)
Suitable with: Arya, Funny, Nova, Soft, Next, Notte (Wall lamps)



ELDA		
	cod.	P.
60 x 70 x 1,8 cm	83016	62
70 x 70 x 1,8 cm	84586	69
80 x 70 x 1,8 cm	83017	78
100 x 70 x 1,8 cm	83018	90
120 x 70 x 1,8 cm	83019	106

Marco de espejo Gris Plata

Compatible con: Arya, Funny, Nova, Soft, Next, Notte (Apliques)
Suitable with: Arya, Funny, Nova, Soft, Next, Notte (Wall lamps)



LISS		
	cod.	P.
70Ø cm	85109	67
80Ø cm	70314	77
90Ø cm	87215	81



ADA		
	cod.	P.
50 x 80 cm	89358	67

Compatible con: Arya, Funny, Nova, Soft, Next, Notte (Apliques)
Suitable with: Arya, Funny, Nova, Soft, Next, Notte (Wall lamps)



ALEXA		
	cod.	P.
70Ø cm blanco	87646	99
70Ø cm negro	87647	99
90Ø cm blanco	87648	125
90Ø cm negro	87649	125



LOIRA		
	cod.	P.
50x80cm blanco	87651	96
50x80cm negro	87650	96




CAPRI		
	cod.	P.
60x80cm · blanco	87660	104
60x80cm · black	87661	104
60x80cm · ceniza	87662	104
60x80cm · avio	87663	104
60x80cm · cotton	87664	104
60x80cm · musgo	87665	104
60x80cm · navy	70315	104
60x80cm · griggio	70316	104



PARIS	cod.	Potencia	Lúmenes	P.
60 x 60 x 3 cm	88942	60W (20W+46W)	1300	279
80 x 60 x 3 cm	88943	70W (24W+46W)	1600	292
100 x 60 x 3 cm	88944	74W (28W+46W)	1900	312

RETRO-ILUMINADO / Backlit mirror Temperatura de color 5200k / IP 54



FRAME	cod.	Potencia	Lúmenes	P.
60 x 80 x 3 cm	80208	18W	1300	213
80 x 80 x 3 cm	80209	22W	1500	239
100 x 80 x 3 cm	80222	25W	1800	249

RETRO-ILUMINADO / Backlit mirror Temperatura de color 5200k / IP 44



LUMEN	cod.	Potencia	Lúmenes	P.
60 x 70 x 3 cm	82219	6W	500	140
80 x 70 x 3 cm	82220	10W	800	170
100 x 70 x 3 cm	82221	12W	1100	201
120 x 70 x 3 cm	82222	24W	1700	248

RETRO-ILUMINADO / Backlit mirror Temperatura de color 5200k / IP 44



LIGHT	cod.	Pot.	Lúm.	P.
60x70x1,8cm	82548	12W	1700	173
80x70x1,8cm	82549	13W	1900	186
100x70x1,8cm	82550	15W	2200	206
120x70x1,8cm	82551	17W	2500	221

LIGHT a medida	cod.	P.
inferior a 80x70cm [0,56m²]	71040	473m²
superior a 80x70cm [0,56m²]	71041	376m²



LIGHT a medida	cod.	P.
inferior a 80x70cm [0,56m²]	71042	524m²
superior a 80x70cm [0,56m²]	71043	427m²

RETRO-ILUMINADO / Backlit mirror Temperatura de color 5200k / IP 44




BLUE	cod.	Potencia	Lúmenes	P.
70Ø cm	84282	66W (20+46)	1300	238

RETRO-ILUMINADO / Backlit mirror Temperatura de color 5200k / IP 44



LISS	cod.	Potencia	Lúmenes	P.
70Ø cm	87408	20W	1300	170
80Ø cm	87769	22W	1550	189
90Ø cm	87407	24W	1800	216

RETRO-ILUMINADO / Backlit mirror Temperatura de color 5200k / IP 44



ALEXA	cod.	Pot.	Lúm.	P.
70Ø cm blanco	87680	20W	1300	215
70Ø cm negro	87681	20W	1300	215
90Ø cm blanco	87682	24W	1800	281
90Ø cm negro	87683	24W	1800	281



ALEXA	cod.	Potencia	P.
70Ø cm blanco	87669	38W (20+18)	276
70Ø cm negro	87668	38W (20+18)	276
90Ø cm blanco	87671	62W (24+38)	342
90Ø cm negro	87670	62W (24+38)	342

RETRO-ILUMINADO / Backlit mirror Temperatura de color 5700k / IP 44




ADA	cod.	Potencia	Lúmenes	P.
50 x 80 x 3 cm	87218	20W	1300	177

RETRO-ILUMINADO / Backlit mirror Temperatura de color 5200k / IP 44




LOIRA	cod.	Pot.	Lúm.	P.
50x80cm negro	87666	20W	1300	222
50x80cm blanco	87667	20W	1300	222



cod.	Potencia	P.
87672	38W [20+18]	282
87673	38W [20+18]	282

RETRO-ILUMINADO / Backlit mirror Temperatura de color 5700k / IP 44



SOUL	cod.	Pot.	Lúm.	P.
60x80 cm	70084	6W	600	278
80x80 cm	70085	10W	1000	326
100x80 cm	70086	12W	1300	370
120x80 cm	70087	12W	1300	406

RETRO-ILUMINADO / Backlit mirror Temperatura de color 5700k / IP 44

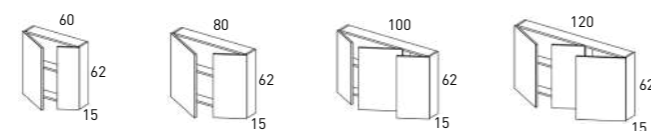


CLOE	cod.	Pot.	Lúm.	P.
60x70 cm negro	70082	20W	820	228
80x70 cm negro	70083	20W	945	268

RETRO-ILUMINADO / Backlit mirror Temperatura de color 5700k / IP 44



PRISMA	cod.	P.
60 x 62 x 15,5 cm [2 puertas/doors]	82152	182
80 x 62 x 15,5 cm [2 puertas/doors]	82153	202
100 x 62 x 15,5 cm [3 puertas/doors]	82154	256
120 x 62 x 15,5 cm [3 puertas/doors]	82155	273

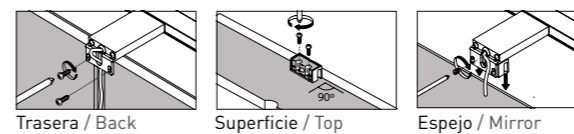


Compatible con: Todos (Apliques)
Suitable with: Every (Wall lamps)

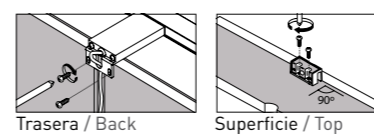
Acabados / Finitions
 01 Nieve Brilló



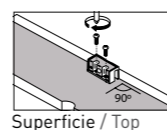
ARYA	cod.	Potencia	P.
300x150x25mm	83446	1 x 5,4W	34




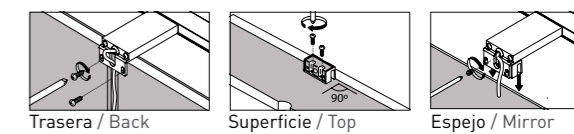
SOFT	cod.	Potencia	P.
280x120x10mm	81761	1 x 5,5W	51
380x120x10mm	82215	1 x 7W	66



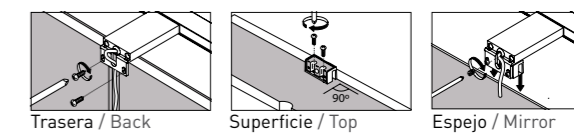
LUNA	cod.	Potencia	P.
300x130x50mm Blanco	81763	1 x 6W	110
300x130x50mm Cromo	81768	1 x 6W	134



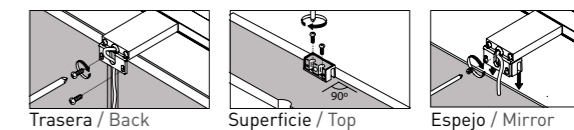
FUNNY	cod.	Potencia	Lúm.	P.
235x85x40mm	83445	1 x 6W	392	28



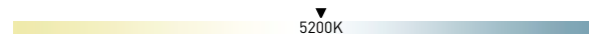
NEXT	cod.	Potencia	Lúm.	P.
300x110x15 mm	82216	1 x 8W	562	53
450x110x15 mm	82217	1 x 10W	757	63
600x110x15 mm	82218	1 x 12W	955	79



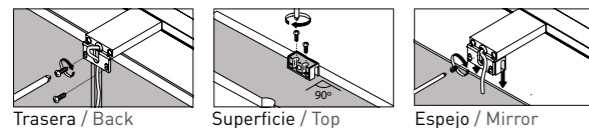
NOTTE	cod.	Potencia	Lúm.	P.
300x160x32mm	81698	1 x 10W	713	60
300x160x32mm Negro	81728	1 x 10W	713	60



APLIQUES




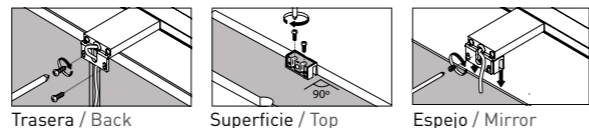
NOVA	cod.	Potencia	Lúm.	P.
300x80x25mm Cromo	84040	1 x 8W	525	50
300x80x25mm Negro	84041	1 x 8W	525	50



Compatible con espejo Ada y Liss



GLOW	cod.	Potencia	P.
Ø90mm cromo	71049	5W	44
Ø90mm negro	71194	5W	44



Fijación / Assembly:
Fijación a espejo Elda / Install above Elda mirror.

OPORTO	cod.	Potencia	Lúm.	P.
aplique cromo				
60 x 70	87652	15W	880	71
80 x 70	87653	20W	1100	89
100 x 70	87654	25W	1320	114
120 x 70	87655	30W	1540	133
aplique negro				
60 x 70	87656	15W	880	71
80 x 70	87657	20W	1100	89
100 x 70	87658	25W	1320	114
120 x 70	87659	30W	1540	133

ACCESORIOS EASY / EASY ACCESSORIES



TOALLERO
TOWEL RAIL
360 mm

P. 41

cromo	negro	blanco
cod. 88959	cod. 88960	cod. 88961

Sin taladro. No necesita elementos de fijación.
Soporta hasta 5 kg de peso.
Neither drilling nor fixings needed. Max. allowed weight: 5 kg



SOPORTE SECADOR
HAIRDRYER HOLDER
280 x 120 x 10 mm

P. 41

cromo	negro	blanco
cod. 88962	cod. 88963	cod. 88964

Sin taladro. No necesita elementos de fijación.
Neither drilling nor fixings needed.

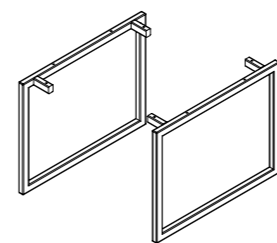
SOPORTE PLANCHA
HAIR STRAIGHTENER HOLDER
280 x 120 x 10 mm

P. 41

cromo	negro	blanco
cod. 88965	cod. 88966	cod. 88967

Sin taladro. No necesita elementos de fijación.
Neither drilling nor fixings needed.


ACCESORIO SQUARE / SQUARE ACCESSORY



Blanco	Negro
cod. 88973	cod. 88972
P. 66	
320 x 410 x 20 mm	

El mueble debe de ser fijado a la pared.
Accesorios para fijación incluidos.
Vanity must be fixed onto the wall. Fixings included

ORGANIZADOR / ORGANIZER

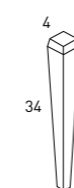


cod.	P.
82576	27
280 x 120 x 10 mm	

Compatible con/Suitable for:
Arco, Box, Granada, Kyoto, Bondi, Scala y Vision.

No compatible con/Not suitable for:
Box de fondo reducido / Reduced depth Box

PATAS DECOR / DECOR LEGS



B-Ada	Cotton	Ceniza	Avio	Black	Navy	Musgo	Griggio	P.
cod. 88982	cod. 88983	cod. 88984	cod. 88985	cod. 88986	cod. 70922	cod. 70923	cod. 70924	48

2 unidades

El mueble debe de ser fijado a la pared. Herraje de fijación incluidos.
Vanity must be fixed onto the wall. Fixings included

PATAS ARCO / ARCO LEGS



Nogal Natural	cod.	P.
Juego patas Arco	87216	71
Set 2 uds/ 2 units		
Para mueble 2C./ For Vanity 2 Drw.		

El mueble debe de ser fijado a la pared. Herraje de fijación incluidos.
Vanity must be fixed onto the wall. Fixings included

VALVULA UNIVERSAL



Cromo
cod. 85112
P. 20



Negro
cod. 85113
P. 30

 Acabado Laminado Laminate finish	 Alto Brillo High gloss	 Lacado Mate Matt lacquered
 Puertas Soft Close Soft-close doors	 Cajones Soft Close Soft-close drawers	 Tirador Cromado Chromed handle
 Lavabos Solid Surface Solid surface washbasin	 Lavabo Cerámico Ceramic Washbasin	 Lavabo Acrílico Acrylic washbasin
 Lavabo carga mineral Mineral marble washbasin	 Lavabo Cristal Glass washbasin	 Lavabo Piedra Stone washbasin
 Fondo Reducido Reduced depth	 Reversible Reversible	 Sistema Push Push-to-open system
 Cajón metálico Metallic drawer	 Extracción Total Full-extraction drawer	 Extracción Parcial Partial-extraction drawer
 Índice de Protección 44 Protection index 44	 Índice de Protección 54 Protection index 54	 Espejo Retroiluminado Backlit mirror
 Tecnología LED LED	 Tirador madera natural Natural wood Handle	 Iluminación Lighting
 Organizador Organizer	 Cajón Textil Textile drawer	 Estructura Nogal natural Natural walnut structure
 Hidrófuga Waterproof	 Madera natural Natural wood	 Sensor Sensor
 Antivaho Anti-fog	 Bluetooth Bluetooth	



Ctra. Córdoba-Málaga KM.68,4
 CP. 14900 Lucena (Córdoba) SPAIN
 Phone 34 - 957 50 91 72
 Fax. 34 - 957 59 15 98
 pedidos@visobath.com
 export@visobath.com
 www.visobath.com

Visobath S.L. se reserva la posibilidad de efectuar cualquier modificación sobre los modelos del presente catálogo, el cual anula y sustituye a los anteriores.
 Los precios que figuran son recomendados, salvo error tipográfico. I.V.A. no incluido.
 Los colores representados en este folleto pueden sufrir, debido a las técnicas de impresión, ligeras variaciones de tono respecto al material original.

Visobath S.L. reserves the right to make any modifications to the collections included in this catalogue, which cancel and replace the previous ones.
 The prices listed are RRP, except for typographical error, VAT not included.
 The colors depicted in this brochure may suffer, due to printing techniques, slight variations in tone from the original material.